



About Us

ProSpec, by Bonsal American

ProSpec is the professionally specified brand of Tile Installation, Flooring Repair & Rehabilitation and Concrete Repair & Restoration products. Manufactured by Bonsal American, one of the largest producers of packaged building material products in the United States, ProSpec offers proven performance.

Tile and Stone Installation

From tile and stone installation to traditional flooring preparation and restoration, ProSpec's line includes professional grouts, thin sets, self-leveling underlayments, waterproofing, adhesives, repair mortars and patches.

System Warranties

Because we are confident in the performance of each ProSpec product, we offer extended warranties on select tile and stone installation products when used together as a system. Now you can protect your investment with a Limited Lifetime, 10-year or 5-year system warranty.

Technical Services

We have an expert Technical Service Group that handles all inquiries regarding products and their related applications. Our support staff has the hands-on experience and technical background to address any needs you may have, so please don't hesitate to contact us.

ProSpec Technical Service Support: 1.800.334.0784
Email inquiries to: prospec@oldcastleapg.com

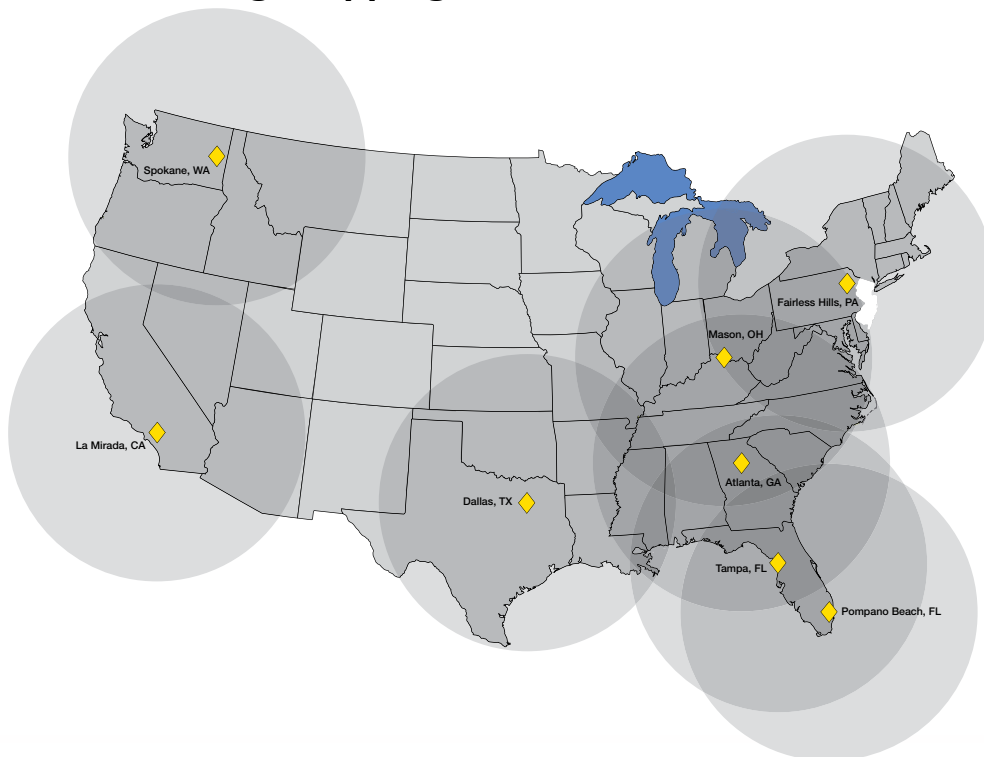
ProSpec Contributes LEED Points

ProSpec is committed to manufacturing environmentally friendly products. Our products can help you achieve LEED certification by contributing to points in three areas:

1. EQ 4.1: Low-emitting materials that contribute to indoor environmental quality
2. MR 4.1 & 4.2: Post-consumer recycled content
3. MR 5.1 & 5.2: Regional materials, including local manufacturing and the use of raw materials from within 500 miles of the manufacturing site

ProSpec can supply product from eight locations across the United States, ensuring that most products will be manufactured within 500 miles of your project site.

ProSpec Manufacturing/Shipping Locations within a 500-mile Radius



Professional Organizations



ProSpec Performance



Micro Defense® Technology

Micro Defense® Technology is a special antimicrobial additive that prevents the growth of mold and mildew. All ProSpec sanded and unsanded grouts feature Micro Defense® Technology to protect against the growth of unsightly mold and mildew ensuring your installation will remain as beautiful as the day it was installed. Micro Defense® helps guard against rot and is particularly important for installations exposed to moisture.



Rapid Cure Technology™ (RCT)

Rapid Cure Technology (RCT)™ improves the strength, curing, workability, and performance of ProSpec surface preparation and tile products. Rapid Cure Technology is ProSpec's next generation of cement technology beyond portland cement based systems offering quick, high strength development and fast curing without sacrificing workability or working time. RCT also prevents efflorescence, controls the shrinkage during curing and provides greater long-term performance.



Expansion Stabilization Technology™ (EST)

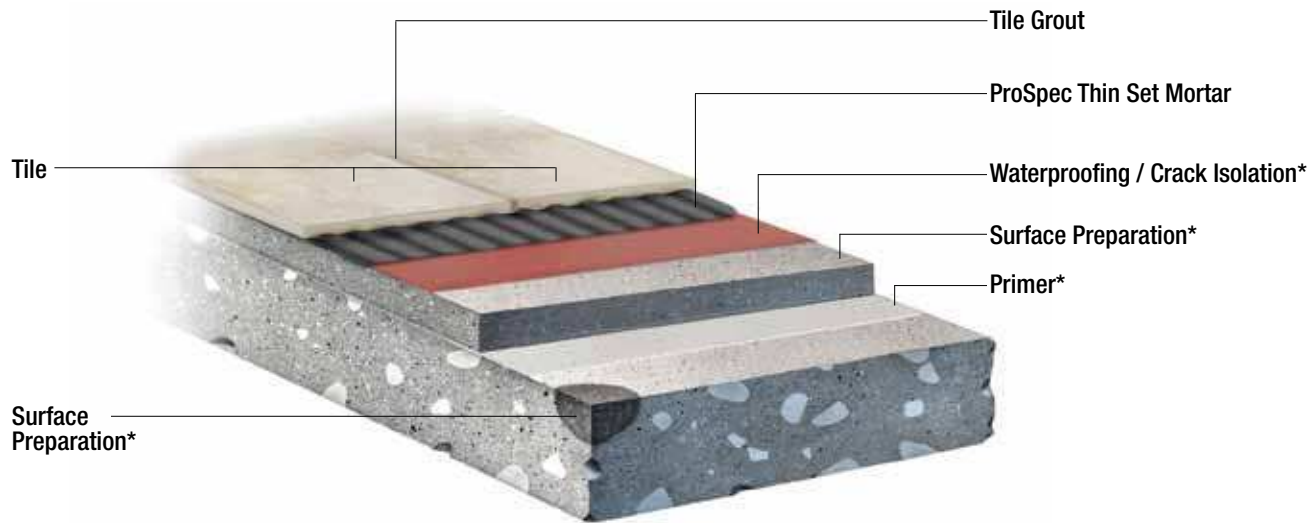
Expansion Stabilization Technology™ (EST) is a special additive designed to reduce the potential for cracking and shrinkage by controlling the pre-cure chemical and physical reactions during underlayments' plastic stage, where up to 80 percent of shrinkage occurs.



System Warranties

Limited Lifetime, 10-Year and 5-Year System Warranties

Get maximum protection for your tile and stone investment with ProSpec system warranties. Warranties are designed for interior floors (excluding showers).



PRODUCT TYPE	PRODUCT NAME	WARRANTY
PREPARATION*	Floor Mud	All
	Floor Patch	All
	Level Set 300	Lifetime
	Level Set 200	10-Year
	Level Set 100	5-Year
WATERPROOFING*	B-6000	All
CRACK ISOLATION*	B-6000	All
	Flex-Guard	All
	Speed-Flex	All
HEATED FLOOR SYSTEM*	QuickNet®	All
THIN SET MORTAR	Permalastic™ System	Lifetime
	Permalastic™ Rapid System	Lifetime
	Superior PermaFlex® 600	Lifetime
	B-7000 Epoxy Mortar	Lifetime
	StayFlex® 590	10-Year
	Medium Bed PermaFlex® 550	10-Year
	PermaFlex® 500	10-Year
	PermaFlex® 400	5-Year
GROUT	Sanded Grout 700	All
	Unsanded Grout 800	All
	B-7000 Epoxy Grout	All

Approved Substrates:

- Concrete
- Cement Backerboard
- Oriented Strand Board (OSB)
- Exterior Glue Plywood

* When required

Tile Grout

**COLOR
CONSISTENCY
GUARANTEED**



Sanded Tile Grout 700

ProSpec Sanded Grout is a polymer modified, portland cement based blend providing hard, uniformly colored, wear resistant joints with greater bond and compressive strength.

Features:

- Guaranteed color consistency
- Micro Defense® Technology for mold and mildew resistance
- Available in 38 colors, including natural gray and white

Uses:

- Interior or exterior; wall, floor or ceiling applications
- For 1/8" to 1/2" grout joints

Specifications:

- ANSI A118.6 & A118.7
- Packaging:**
- 10 & 25 lb. bags

NOTE: ProSpec Sanded Caulk available in all 38 colors.



Unsanded Tile Grout 800

ProSpec Unsanded Grout is a polymer modified, portland cement based blend providing hard, uniformly colored, wear resistant joints with greater bond and compressive strength.

Features:

- Guaranteed color consistency
- Micro Defense® Technology for mold and mildew resistance
- Available in 38 colors, including natural gray and white

Uses:

- Interior or exterior wall, floor or ceiling applications
- For grout joints up to 1/8"

Specifications:

- ANSI A118.6
- Packaging:**
- 10 lb. bags

NOTE: ProSpec Unsanded Caulk available in all 38 colors.



B-7000 Epoxy

ProSpec B-7000 is a 100% solid, stain and chemical resistant, water cleanable tile setting and grouting epoxy additive to be mixed with ProSpec Sanded Tile Grout. B-7000 is a 3-part epoxy consisting of a resin, hardener and thickener (grout sold separately).

Features:

- Colorless and non-staining
- Mixes with all ProSpec polymer modified sanded tile grouts for a perfect color match every time
- Excellent workability
- Qualifies for a Limited Lifetime System Warranty*

Uses:

- Interior or exterior as a mortar
- Interior only as a grout

Specifications:

- ANSI A118.3
- Packaging:**
- 3.8 lb. & 9.6 lb. pails

Sanded and Unsanded Tile Grout Colors

ProSpec offers 38 designer colors, all designed to provide guaranteed color consistency so you can be confident that the color you select is the color you see installed. Please refer to the ProSpec color chart for accurate representation of grout colors.



Engineered Performance Thin Sets



Permalastic™

NEW

ProSpec Permalastic System is a two component, highly engineered, highly flexible, mortar with superior bond strength, flexural strength and elongation.

Features:

- High performance mortar capable of bridging 3/16" (3 mm) cracks
- Extra Heavy Duty Rating per ASTM C627
- Mixes with Permalastic Additive only
- Qualifies for a Limited Lifetime System Warranty

Uses:

- Interior/exterior; walls, floors or ceilings
- Installs: ceramic, porcelain, glass, quarry, cement and high bottom lugged tile; slate; pavers; natural stone; non-warpable marble

Substrates:

- Concrete, exterior grade plywood (interior floors only), suspended slabs, tile backerboard, cut back adhesive, terrazzo, VCT, concrete & masonry block

Specifications:

- ANSI A118.4 & A118.11
- C2-E-S2-P2 per ISO 13007

Packaging:

- Permalastic Powder: 50 lb. bags, gray & white
- Permalastic Additive: 2 gal. jugs

NOTE: Permalastic Additive & Permalastic Powder are sold separately



Permalastic™ Rapid

NEW

ProSpec Permalastic Rapid System is a two component, highly engineered, fast-setting, highly flexible mortar with superior bond strength, high early strength and minimal downtime.

Features:

- High performance mortar capable of bridging 3/16" (3 mm) cracks
- Extra Heavy Duty Rating per ASTM C627
- Ideal where quick return to service is required
- Grout in 2-4 hours
- Mixes with Permalastic Additive only
- Qualifies for a Limited Lifetime System Warranty

Uses:

- Interior/exterior; walls, floors or ceilings
- Installs: ceramic, porcelain, glass, quarry, cement and high bottom lugged tile; slate; pavers; natural stone; non-warpable marble

Substrates:

- Concrete, exterior grade plywood (interior floors only), suspended slabs, tile backerboard, cut back adhesive, terrazzo, VCT, concrete & masonry block

Specifications:

- ANSI A118.4 & A118.11
- C2-F-S2-P2 per ISO 13007

Packaging:

- Permalastic Powder: 50 lb. bags, gray & white
- Permalastic Additive: 2 gal. jugs

NOTE: Permalastic Additive & Permalastic Powder are sold separately



Polymer Modified Thin Sets



Superior PermaFlex® 600

ProSpec PermaFlex 600 is a high-performance mortar capable of bridging 1/8" cracks. Designed for bonding ceramic tile and natural stone to difficult-to-bond substrates.

Features:

- High performance mortar capable of bridging 1/8" (3 mm) cracks
- Qualifies for a Limited Lifetime System Warranty

Uses:

- Interior/exterior; walls, floors or ceilings
- Installs: ceramic, porcelain and glass tile, dimensionally stable marble

Specifications:

- ANSI A118.4 & A118.11
- C2-E-S1-P2 per ISO 13007

Packaging:

- 25 lb. & 50 lb. bags, gray & white



PermaFlex® 500

ProSpec PermaFlex 500 thin set mortar is designed for setting tile and natural stone over difficult-to-bond substrates. Ideal for installing glass tile.

Features:

- High bond strength for difficult to bond substrates
- Qualifies for a 10-Year Limited System Warranty

Uses:

- Interior or exterior; walls, floors or ceilings
- Installs: ceramic, porcelain or glass tile, dimensionally stable marble

Specifications:

- ANSI A118.4 & A118.11
- C2-E-S1-P1 per ISO 13007

Packaging:

- 50 lb. bags, gray & white



PermaFlex® 400

ProSpec PermaFlex 400 thin set mortar is suitable for installing most tile over exterior grade plywood (interior only).

Features:

- High bond strength, impact strength and extended open time over ordinary thin set mortars
- Qualifies for a 5-Year Limited System Warranty

Uses:

- Interior or exterior; walls or floors
- Installs: ceramic, quarry or porcelain tile

Specifications:

- ANSI A118.4 & A118.11
- C2-P1 per ISO 13007

Packaging:

- 50 lb. bags, gray & white



PermaFlex® 300

ProSpec PermaFlex 300 thin set mortar is ideal for installing porcelain tile over concrete.

Features:

- Polymer modified – just add water

Uses:

- Interior or exterior; walls or floors
- Installs: ceramic, quarry or porcelain tile

Specifications:

- ANSI A118.4
- C2 per ISO 13007

Packaging:

- 50 lb. bags, gray & white

Polymer Modified Specialty Thin Sets



StayFlex® 590

ProSpec StayFlex 590 Offers high bond strength and a non-sag formula designed specifically for setting large format tile and stone.

Features:

- Provides 20% more coverage
- High bond strength for large format tile
- Qualifies for a 10-Year Limited System Warranty

Uses:

- Interior or exterior; walls, floors or ceilings
- Installs: ceramic, porcelain, glass, quarry, cement tile; pavers, slate, marble and natural stone

Specifications:

- ANSI A118.4 & A118.11
- C2-T-E-S1-P1 per ISO 13007

Packaging:

- 50 lb. bags, gray & white



Quick PermaFlex® 570

ProSpec Quick PermaFlex 570 is a fast-setting mortar that offers high bond strength and high compressive strengths.

Features:

- Grout within 2 to 4 hours
- Accepts light traffic in 4-6 hours
- Ideal for use in heavy traffic areas or where down time is critical
- Qualifies for a 10-Year Limited System Warranty

Uses:

- Interior or exterior; walls, floors or ceilings
- Installs ceramic, porcelain, glass, quarry and cement tile; pavers, slate, marble and natural stone

Specifications:

- ANSI A118.4 & A118.11
- C2-F-S1-P1 per ISO 13007

Packaging:

- 25 lb. bags, gray & white



Medium Bed PermaFlex® 550

ProSpec Medium Bed PermaFlex 550 is specifically designed to apply in a thicker bed to achieve full coverage under large format tile and natural stone.

Features:

- Provides a thicker bed than traditional dry set mortars
- Qualifies for a 10-Year Limited System Warranty

Uses:

- Interior or exterior; walls or floors
- Installs: large ceramic, porcelain or quarry tile; non-warping marble, brick pavers, slate, natural stone

Specifications:

- ANSI A118.4 & A118.11
- C2-S1-P1 per ISO 13007

Packaging:

- 50 lb. bags, gray & white



PermaFlex® Lite 525

ProSpec PermaFlex Lite 525 is a lightweight mortar that offers twice the coverage of typical thin set mortars. Non-slump formula is ideal for large, heavy tile.

Features:

- Provides coverage equal to a 50 lb. bag at half the weight
- Non-slump formula
- Qualifies for a 10-Year Limited System Warranty

Uses:

- Interior or exterior; walls, floors or ceilings
- Installs: ceramic, porcelain, glass, cement and high bottom lugged tile; pavers, non-warping marble

Specifications:

- ANSI A118.4 & A118.11
- C2-E-T-S1-P1 per ISO 13007

Packaging:

- 25 lb. bags, gray & white

Non-Polymer Modified Thin Sets



PermaSet® 275

ProSpec PermaFlex 275 is a non-modified thin set for use in installing tile over concrete substrates or for installation over uncoupling membranes.

Features:

- Improved grab on vertical surfaces

Uses:*

- Interior; walls or floors
- Installs: ceramic, quarry, clay bodied or high bottom lugged tile; pavers

Specifications:

- ANSI A118.1
- C1 per ISO 13007

Packaging:

- 50 lb. bags, gray & white

Substrates:

- Concrete, tile backerboard

* Mix with ProSpec B-730 Additive for enhanced performance. Visit prospec.com for details.



PermaSet® 200

ProSpec PermaSet 200 is a non-modified thin set designed for setting ceramic tile over concrete substrates.

Features:

- Designed for installing ceramic over concrete

Uses:*

- Interior; walls or floors
- Installs: ceramic, quarry or cement tile
- Use as a leveling bed for tile backerboard

Specifications:

- ANSI A118.1
- C1 per ISO 13007

Packaging:

- 50 lb. bags, gray & white

Substrates:

- Concrete, tile backerboard

* Mix with ProSpec B-730 Additive for enhanced performance. Visit prospec.com for details.



PermaSet® Concentrate 330

ProSpec PermaSet Concentrate 330 serves as the bond coat for ceramic tile when sprinkled over a compacted setting bed or as a thin set mortar with the addition of the proper sand.

Features:

- Used for installations over freshly installed portland cement browncoat

Uses:

- Bond coat instead of neat portland cement when sprinkled over compacted setting beds
- As a dry set mortar over cured, rigid surfaces with the proper addition of sand

Specifications:

- ANSI A118.1

Packaging:

- 25 lb. bags, white



Adhesives



B-4050 Multi-Purpose Adhesive

ProSpec B-4050 is a premium, white, acrylic based, high strength, water cleanable adhesive that provides excellent grab on vertical surfaces and fast setting time resulting in less down time before grouting.

Features:

- Creamy consistency for superior trowelability
- Non sag formula
- Low odor
- Water resistant
- Micro Defense® Technology for mold and mildew resistance

Uses:

- Interior only; wall or floor
- Installs: ceramic tiles, ceramic mosaic, and slate on floors and walls

Substrates:

- Concrete, cured plaster, drywall, countertops, tile backerboard, exterior grade plywood (interior floors only)

Specifications:

- ANSI A136.1 Type I & Type II

Packaging:

- 1 gal./4 per case
- 3.5 gal.



B-2000 Wall and Floor Adhesive

ProSpec B-2000 is a white, acrylic based, ready-to-use adhesive for the interior installation of ceramic tile on walls, floors and countertops.

Features:

- Low odor
- Creamy consistency and good workability
- Quick initial set for less downtime before grouting
- Non-flammable and water cleanable
- Micro Defense® Technology for mold and mildew resistance

Uses:

- Interior only; walls and floors
- Installs: ceramic, porcelain and quarry tile; flat backed natural stone

Substrates:

- Concrete, cured plaster, drywall, countertops, tile backerboard, exterior grade plywood (interior floors only)

Specifications:

- ANSI A136.1 Type I & Type II

Packaging:

- 1 gal./4 per case
- 3.5 gal.



B-1000 Adhesive

NEW

ProSpec B-1000 is a white acrylic based adhesive developed for the interior installation of ceramic tile on walls, floors and countertops.

Features:

- Low odor
- Quick initial set
- Ready to use – no mixing required
- Non-flammable
- Micro Defense® Technology for mold and mildew resistance

Uses:

- Interior only; walls and floors
- Installs: ceramic, porcelain and quarry tile; flat backed natural stone

Substrates:

- Exterior grade plywood (interior only), tile backerboard, cured plaster, gypsum wallboard and concrete

Specifications:

- ANSI A136.1 Type I & Type II

Packaging:

- 3.5 gal.



Adhesives



B-150 Epoxy Adhesive

ProSpec B-150 Epoxy Adhesive is a 100% solid, acid and alkali resistant tile setting epoxy. This 2-part epoxy consists of a resin and a hardener.

Features:

- Impermeable, 100% solids, water cleanable epoxy adhesive system
- Easy to spread

Uses:

- Interior or exterior; walls and floors
- Installs ceramic, quarry, mosaic tile; natural stone
- Granite countertop fabrication

Substrates:

- Concrete, steel, masonry, tile backerboard, tile, exterior grade plywood (interior only), solid vinyl flooring

Specifications:

- ANSI A118.3

Packaging:

- 1 gal.

Additives



B-730 Mortar Additive

ProSpec B-730 Mortar Additive is a high-performance acrylic polymer emulsion developed to enhance the properties of ProSpec Non-Polymer Modified Thin Set Mortars.

Packaging:

- 1 gal./4 per case & 5 gal.



B-710 Mortar Additive

ProSpec B-710 SBR Mortar Additive is a synthetic rubber polymer emulsion developed for use as a fortifier in non-modified Thin Set Mortars, Floor Mud and other cement based materials.

Packaging:

- 1 gal./4 per case & 5 gal.

Backerboard



PermaBase® Cement Board

PermaBase Cement Board is a lightweight, concrete backerboard made of portland cement, aggregate and glass mesh specifically designed to provide a permanent base for many interior and exterior construction applications. It provides a hard, durable backing surface that withstands moisture exposure.

Features:

- Safe for interior or exterior applications
- Mold and mildew resistant
- Withstands prolonged exposure to moisture without rotting, disintegrating or swelling

Uses:

- Interior or exterior

Specifications:

- ANSI A118.9

Packaging:

- 1/2" 3 ft x 5 ft
- 1/4" 3 ft x 5 ft

Surface Preparation



Level Set® 300 Underlayment

BEST

ProSpec Level Set 300 is a *premium*, Calcium Aluminate Cement-based, self-leveling underlayment that provides a flat, smooth, durable surface with minimum installation time and cost. For interior use only.

Features:

- Superior flow
- Easy to use; no troweling required
- No sanding or grinding required
- Single component
- Expansion Stabilization Technology (EST) means no cracking
- High strength; 5,500 psi (44.8 MPa) compressive strength
- Does not promote the growth of mold or mildew
- Applications from feather edge to 2" (51 mm) neat; can be extended to 5" (127 mm)
- Rapid Cure Technology (RCT)™ for quick return to service – accepts foot traffic in 3-4 hours and floor coverings in 16 hours

Packaging:

- 50 lb. bags



Level Set® 200 Underlayment

BETTER

ProSpec Level Set 200 is a Calcium Aluminate Cement, non-gypsum based, single component self-leveling underlayment that provides a flat, smooth, durable surface for the installation of floor coverings. For interior use only.

Features:

- Superior flow
- Easy to use; no troweling required
- No sanding or grinding required
- Single component
- Expansion Stabilization Technology (EST) means no cracking
- High strength; 5,000 psi (34.5 MPa) compressive strength
- Rapid Cure Technology (RCT)™ for quick return to service – accepts foot traffic in 3-4 hours and floor coverings in 16 hours
- Applications from feather edge to 2" (51 mm) neat; can be extended to 5" (127 mm)
- Does not promote the growth of mold or mildew

Packaging:

- 50 lb. bags



Level Set® 100 Underlayment

GOOD

ProSpec Level Set 100 is a polymer modified, portland cement based, self-leveling underlayment. For interior use only.

Features:

- Self-leveling
- Installable up to 1" (25 mm)
- Pourable and pumpable
- High strength; 4,500 psi (31.0 MPa) compressive strength
- Provides a smooth surface for the installation of floor coverings
- Open to light traffic in 4 hours, ceramic tile and stone applications in 24 hours

Packaging:

- 50 lb. bags



Level Set® LW-60

ProSpec Level Set LW-60 is a single component, lightweight underlayment that provides a flat, smooth, durable floor without the weight of a normal portland cement or gypsum underlayment.

Features:

- 50% lighter than conventional cement and gypsum based systems
- Ideal for projects where load-bearing restrictions apply
- Rapid early strength gain
- Superior flow
- Installable from feather edge to 2" (51 mm) thick
- Accepts foot traffic in 3-4 hours and floor coverage in 16 hours
- Rapid Cure Technology (RCT)™ for quick return to service – accepts foot traffic in 3-4 hours and floor coverings in 16 hours

Packaging:

- 25 lb. bags

Surface Preparation



Level Set® Primer Plus

ProSpec Level Set Primer Plus is a highly concentrated film-forming dispersion for priming very dense, smooth non-absorbent substrates prior to the installation of Level Set products. *All Level Set products must be used in conjunction with a Level Set primer.*

Features:

- Provides maximum adhesion and seal between the substrates and the leveler
- Rapid drying
- Excellent bond
- Water based
- Non-flammable
- Solvent free
- VOC compliant
- Replaces 2-part primers

Packaging:

- 2.64 gal. pails



Level Set® Primer

ProSpec Level Set Primer is a liquid polymer latex bonding agent for interior applications of Level Set products. *All Level Set products must be used in conjunction with a Level Set primer.*

Features:

- Bonding agent
- Concentrated re-emulsifiable adhesive

Packaging:

- 1 gal. pails (4/case) & 5 gal pails



Feather Edge

BEST

ProSpec Feather Edge is a premium, polymer modified, rapid setting, trowelable underlayment that results in a very smooth, ultra thin finish applied over a wide array of subfloors.

Features:

- Low in place cost due to excellent coverage
- No priming needed
- Feather edge up to 1/2" (13 mm) thickness without cracking
- Contains Micro Defense® for mold and mildew resistance
- Rapid Cure Technology (RCT)™
- Interior only
- Can be used over cement, terrazzo, wood and cutback adhesive

Packaging:

- 10 lb. bags (4/case)



Floor Patch

BETTER

ProSpec Floor Patch is a rapid setting polymer modified, unsanded, RCT cement based patching and embossing leveler compound used under a wide variety of floor covering installations.

Features:

- Feather edge to 2" (51 mm) in thickness
- Ready for covering in 1-2 hours
- Can be sanded to a smooth finish
- No additive required
- For interior or exterior use
- Contains no gypsum
- Can be used over cement, wood, terrazzo and cutback adhesive

Packaging:

- 25 lb. bags



Trowel Grade Underlayment

GOOD

ProSpec Trowel Grade Underlayment is a polymer modified cement based floor underlayment for interior floor repair applications.

Features:

- Interior only
- Fast setting
- Excellent surface hardness
- Bonds to concrete
- High tensile strength and compressive strength
- Feather edge to 2" (51 mm)
- Leveling and smoothing floors
- Superior workability

Packaging:

- 25 lb. bags

Surface Preparation



Floor Mud

ProSpec Floor Mud is a portland cement based thick bed mortar designed for floors and shower receptors. When mixed to a dry consistency, ProSpec Floor Mud allows maximum compaction during tamping.

Features: <ul style="list-style-type: none"> • Use under ceramic or quarry tiles • Interior or exterior 	<ul style="list-style-type: none"> • Excellent workability • Can be used up to 9" (229 mm) thick* 	Packaging: <ul style="list-style-type: none"> • 50 lb. bags
--	---	---

* With proper wire reinforcing



Wall Mud

ProSpec Wall Mud is a pre-packaged, portland cement based plaster containing hydrated lime, perlite and sand aggregate. It is used as the scratch and brown coat for ceramic tile installations.

Features: <ul style="list-style-type: none"> • Lightweight • Superior workability • Less tile bond failures 	<ul style="list-style-type: none"> • Interior or exterior • Walls or ceilings 	Packaging: <ul style="list-style-type: none"> • 50 lb. bags
---	---	---



Wall Float

ProSpec Wall Float is a pre-packaged, portland cement based plaster containing hydrated lime and sand aggregate. It is used as the scratch and brown coat for ceramic tile installations.

Features: <ul style="list-style-type: none"> • Superior workability • Fewer tile bond failures 	<ul style="list-style-type: none"> • Interior or exterior • Walls or ceilings 	Packaging: <ul style="list-style-type: none"> • 50 lb. bags
---	---	---

Waterproof Membranes / Crack Isolation



B-6000 Waterproof / Crack Isolation Membrane

ProSpec B-6000 Waterproof/Crack Isolation Membrane is an advanced latex polymer based technology that provides a thin-load-bearing waterproof membrane underlayment or crack isolation system.

Features: <ul style="list-style-type: none"> • Exceptional elongation and flexibility • Meets IAPMO standards • Solvent-free and VOC compliant • Anti-fracture protection up to 1/8" (3 mm) • Water cleanable • Flood test in 24 hours 	Uses: <ul style="list-style-type: none"> • Interior or exterior; walls or floors • Shower stalls and tub surrounds, spas, pools, steam rooms, food processing areas Substrates: <ul style="list-style-type: none"> • Apply over practically any substrate with a two-coat brush, roller or spray application 	Specifications: <ul style="list-style-type: none"> • ANSI A118.10 & A118.12 Packaging: <ul style="list-style-type: none"> • 1 gal./4 per case • 3.5 gal. • Reinforcing mesh: <ul style="list-style-type: none"> 36" x 12' rolls (9/case) 6" x 60' rolls (6/case) 36" x 60' rolls (6/case)
---	---	---

Waterproof Membranes / Crack Isolation



Composeal Blue Sheet Membrane

Composeal Blue Sheet Membrane is a flexible membrane used for waterproofing underneath a mortar bed.

Features:

- Requires a 1-1/2" – 2" mortar bed on top prior to installing tile or stone
- Provides stress crack protection

Uses:

- Waterproofing showers, Roman tubs and whirlpool bath enclosures

Sizes (40 mil rolls):

4' x 50' 4' x 100'
5' x 50' 5' x 100'
6' x 50' 6' x 100'



Composeal Gold Sheet Membrane

Composeal Gold Sheet Membrane is a 4-ply flexible waterproof membrane designed for bonding ceramic tile or stone directly to it when using a thin setting system.

Features:

- Provides stress crack protection

Uses:

- Waterproof membrane designed for bonding ceramic tile or stone directly to it when using a thin setting system

Sizes (40 mil rolls):

5' x 90'

Composeal Accessories:

- Solvent cement is used to seam dog ears, corners and/or sheet to sheet
- Preformed corners - inside and outside

Crack Isolation Membranes



Flex-Guard

ProSpec Flex-Guard Crack Isolation System is a primerless, pressure sensitive, elastomeric, crack isolation and anti-fracture system.

Features:

- Installs easily with no priming
- Solvent-free adhesive; non-toxic design
- Lightweight and easy to handle and cut
- Extra Heavy Service rating for commercial or residential applications
- 25 mil thickness

Uses:

- Interior or exterior applications
- Isolates cracks up to 3/8" (1/4" for partial coverage)

Sizes:

1' x 25' 2' x 75'
1' x 75' 3' x 75'
4' x 75'



Speed-Flex

ProSpec Speed-Flex Crack Isolation System is a primerless, pressure sensitive, elastomeric, crack isolation, and anti-fracture system.

Features:

- Installs easily with no priming
- Solvent-free adhesive; non-toxic design
- Lightweight and easy to handle and cut
- Extra Heavy Service rating for commercial or residential applications
- 15 mil thickness


Uses:

- Interior applications only
- Isolates cracks up to 3/8" (1/4" for partial coverage)

Sizes:

1' x 25' 2' x 75'
1' x 75' 3' x 75'
4' x 75'

Preformed Components



Niches, Slopes, Curbs and Seats

ProSpec niches, slopes, curbs and shower seats are quick and easy to install. They require no special training, so professional contractors and do-it-yourselfers can simply measure, cut, place, fasten, and seal in minutes for superior quality substrate preparation.

Features:

- Easy to cut and install
- Single piece construction ensures a smooth, even bonding surface
- Lightweight
- Waterproof; will not leak or require ongoing caulking maintenance
- Easily fastened using ProSpec non-corrosive fastening systems or set into place with B-6000

	Product Description
Niches	Wide Combo Niche
	Medium Combo Niche
	Narrow Combo Niche
	Rectangular Niche
	12" Square Niche
	8" Square Niche
	6" Square Niche (Soap Niche)
Slopes	24" x 48" (28 per case)
Curbs	Curb (8'; 6 per case)
	Curb (4'; 12 per case)

	Product Description
Shower seats	16" x 16" Triangle
	23" x 23" Triangle
	16" x 16" Triangle-Convex
	12" x 12" Square
	NOTE: All seats are 20" high
Fasteners	Spiral Shank Nails/Washers (1,000 per pail)
	Spiral Shank Nails/Washers (250 box)
	Spiral Shank Nails/Washers (50 box)

Heated Floor Systems



QuickNet® Heated Floor System

The QuickNet Heated Floor System by Raychem provides targeted, uniform heating for tiled areas including kitchens, bathrooms and entryways. System is easy to install and provides safe, worry-free operation. Compatible with all ProSpec surface preparation products, thin set mortars and grouts.

Features:

- Systems come complete with programmable thermostat and heating cable woven into a self-adhesive mat
- Self-adhesive mat contains an impact-resistant heating cable for easy roll-out installation and proper heating cable spacing
- Programmable thermostat features a floor temperature sensor to turn system “on” or “off” when the set temperature is reached

- Ideal for renovations or new construction
- Installs directly under tile or natural stone
- Built-in ground fault circuit interrupter (GFCI) for safety
- Maintains floor temperatures up to 85° F (29° C)
- Low profile installation - only 3/16" (3 mm) thick

Sizes:

10 sq. ft.	60 sq. ft.
20 sq. ft.	70 sq. ft.
30 sq. ft.	80 sq. ft.
40 sq. ft.	90 sq. ft.
50 sq. ft.	100 sq. ft.

NOTE: Systems are 120-volt; mats are 20" wide

Cleaners and Sealers



Grout Haze Remover

ProSpec Grout Haze Remover is ideal for the removal of grout haze and latex film. Cleans and polishes without streaking.

Features:

- Polymer film remover

Uses:

- Designed to clean and remove grout film from ceramic tile, quarry tile, slate and porcelain tile

Packaging:

- 1/2 gal./6 per case



Epoxy Haze Remover

ProSpec Epoxy Haze Remover is ideal for the removal of epoxy grout haze and urethane and latex films.

Features:

- Low odor, water rinseable cleaner

Uses:

- Removing 100% solid epoxy grout film left on the face of tile

Packaging:

- 1 gal./6 per case



Grout Sealer

Seals ProSpec Grouts to reduce staining. Maintains a low gloss appearance. It affords excellent protection and will not change the look of ProSpec grouts.

Features:

- Water-based sealer

Uses:

- Penetrates and seals cement grout to help protect against absorption and permanent staining

Packaging:

- 1 qt./12 per case

Thin Sets Product Selection Matrix


	Engineered Performance Series		Polymer Modified Series				Polymer Modified Specialty Series				Non-Polymer Modified Series	
	Permalastic™ System	Permalastic™ Rapid System	Superior PermaFlex® 600	PermaFlex® 500	PermaFlex® 400	PermaFlex® 300	StayFlex® 590	Quick PermaFlex® 570	Medium Bed PermaFlex® 550	PermaFlex® Lite 525	PermaSet® 275	PermaSet® 200
Description	Two-component highly flexible, mortar	Two-component highly flexible, rapid setting mortar	Premium thin set bridges 1/8" cracks	Installs glass tile	General purpose thin set for use over plywood	Best value for installing porcelain over concrete	Slip resistant formula for large, heavy tile	Fast-setting; grout in 2-4 hours and open to traffic in 4-6 hours	Overcome substrate and tile irregularities	Lightweight technology in a non-slump formula	Wall or floor applications	Floor applications over concrete substrates
ANSI Standards	ANSI A118.4 ANSI A118.11	ANSI A118.4 ANSI A118.11	ANSI A118.4 ANSI A118.11	ANSI A118.4 ANSI A118.11	ANSI A118.4 ANSI A118.11	ANSI A118.4	ANSI A118.4 ANSI A118.11	ANSI A118.4 ANSI A118.11	ANSI A118.4 ANSI A118.11	ANSI A118.4 ANSI A118.11	ANSI A118.1 ANSI A118.4* ANSI A118.11*	ANSI A118.1 ANSI A118.4* ANSI A118.11*
ISO Performance Characteristics 1 - Normal adhesion (minimal use) 2 - Improved adhesion (higher traffic) C - Cementitious F - Fast setting T - Slip resistant E - Extended open time P - Plywood adhesion S - Deformable (flexible)	C2-E-S2-P2 • Improved adhesion • Extended open time • Improved flexibility • Improved plywood adhesion	C2-F-S2-P2 • Improved adhesion • Fast setting • Improved flexibility • Improved plywood adhesion	C2-E-S1-P2 • Improved adhesion • Extended open time • Flexible • Improved plywood adhesion	C2-E-S1-P1 • Improved adhesion • Extended open time • Flexible • Plywood adhesion	C2-P1 • Plywood adhesion	C2 • Normal adhesion	C2-T-E-S1-P1 • Improved adhesion • Slip resistant • Extended open time • Flexible • Plywood adhesion	C2-F-E-S1-P1 • Improved adhesion • Fast setting • Flexible • Plywood adhesion	C2-E-S1-P1 • Improved adhesion • Flexible • Plywood adhesion	C2-T-E-S1-P1 • Improved adhesion • Slip resistant • Extended open time • Flexible • Plywood adhesion	C1 • Normal adhesion C2-E-P1-S1* • Improved adhesion • Extended open time • Flexible	C1 • Normal adhesion C2-E-P1-S1* • Improved adhesion • Extended open time • Flexible
Installs where Interior/Exterior Walls, Floors, Ceilings	INTERIOR / EXTERIOR Walls, Floors, Ceilings	INTERIOR / EXTERIOR Walls, Floors, Ceilings	INTERIOR / EXTERIOR Walls, Floors, Ceilings	INTERIOR / EXTERIOR Walls, Floors, Ceilings	INTERIOR / EXTERIOR Walls, Floors, Ceilings	INTERIOR / EXTERIOR Walls or Floors	INTERIOR / EXTERIOR Walls, Floors, Ceilings	INTERIOR / EXTERIOR Walls, Floors, Ceilings	INTERIOR / EXTERIOR Walls or Floors	INTERIOR / EXTERIOR Walls, Floors, Ceilings	INTERIOR / EXTERIOR* Walls or Floors	INTERIOR / EXTERIOR* Walls or Floors
Installs												
Porcelain tile	•	•	•	•	•	•	•	•	•	•		
Ceramic tile	•	•	•	•	•	•	•	•	•	•	•	•
Glass tile	•	•	•	•	•	•	•	•	•	•		
Cement tile	•	•	•	•	•	•	•	•	•	•	•	•
Quarry tile	•	•	•	•	•	•	•	•	•	•	•	•
Clay bodied tile	•	•	•	•	•	•	•	•	•	•	•	•
High bottom lugged tile	•	•	•	•	•	•	•	•	•	•	•	•
Pavers	•	•	•	•	•	•	•	•	•	•	•	•
Slate	•	•	•	•	•	•	•	•	•	•	•	•
Natural stone	•	•	•	•	•	•	•	•	•	•	•	•
Dimensionally stable marble	•	•	•	•	•	•	•	•	•	•	•	•
Installs over what substrate												
Vinyl tile	•	•	•	•	•	•	•	•	•	•		
VCT	•	•	•	•	•	•	•	•	•	•		
Cutback adhesive	•	•	•	•	•	•	•	•	•	•		
Exterior grade plywood (interior only)	•	•	•	•	•	•	•	•	•	•		
Cork underlayment	•	•	•	•	•	•	•	•	•	•		
Tile over tile	•	•	•	•	•	•	•	•	•	•		
Concrete	•	•	•	•	•	•	•	•	•	•	•	•
Countertops	•	•	•	•	•	•	•	•	•	•	•	•
Cement or tile backerboard	•	•	•	•	•	•	•	•	•	•	•	•
Drywall	•	•	•	•	•	•	•	•	•	•	•	•
Masonry	•	•	•	•	•	•	•	•	•	•	•	•
Gypsum plaster, block or board	•	•	•	•	•	•	•	•	•	•	•	•
Qualifying System Warranty	Lifetime	Lifetime	Lifetime	10-year	5-year	n/a	10-year	10-year	10-year	10-year	n/a	n/a
LEED Points**												
Regional Materials (MR 5.1 & MR 5.2)	2 points	2 points	2 points	2 points	2 points	2 points	2 points	2 points	2 points	2 points	2 points	2 points
Low-emitting Materials (EQ 4.1)	1 point	1 point	1 point	1 point	1 point	1 point	1 point	1 point	1 point	1 point	1 point	1 point

* Requires the addition of B-730 Additive

** ProSpec thin set mortars contribute up to 3 LEED points in the areas of Materials & Resources (Regional Materials MR 5.1 & MR 5.2) and Indoor Environmental Quality (Low-emitting Materials). All ProSpec thin set mortars are non-toxic, odorless and nonflammable.

NOTE: It is the responsibility of the installer/applicator to ensure the suitability of the product for its intended use and to ensure that all substrates are properly prepared. For additional information, please visit www.prospec.com or contact ProSpec Technical Services. All installations must conform to ANSI A108.5 specification and the Tile Council of North America handbook.

Tile Setting Systems



8201 Arrowridge Boulevard
Charlotte, NC 28273
1.800.738.1621