



# Metal Ceiling Systems Product List

---

EFFECTIVE: 06.04.07

**03 Notes**

- 03 ..... Service Levels
- 04 ..... Freight
- 07 ..... Buyers' Responsibilities


**09 Index**

- 09 ..... Product Index
- 12 ..... Product Cross Reference


**13 Colors****Perimeter Trim****15 Infinity™**

- 17 ..... Infinity™ Quick Ship Colors/Notes
- 20 ..... Infinity™ Quick Ship Accessories
- 21 ..... Engineered/Infinity™ D, R, RD, Z, ZD Colors/Notes
- 22 ..... Engineered (Straight Edge)
- 23 ..... Infinity™ D (for Drywall) Engineered
- 24 ..... Infinity™ R (Reveal Edge) Engineered
- 25 ..... Infinity™ RD (Reveal Edge for Drywall) Engineered
- 26 ..... Infinity™ Z (Razor Edge) Engineered
- 27 ..... Infinity™ ZD (Razor Edge for Drywall) Engineered
- 28 ..... Engineered Accessories

**Curvilinear****31 CurvGrid™**

- 33 ..... Colors/Notes
- 34 ..... Estimating Guide/Budget Price Comparisons
- 35 ..... Suspension
-  36 ..... CurvGrid™ Panel Perforations
- 38 ..... CurvGrid™ Flexible Metal Panels/1-Directional
- 39 ..... CurvGrid™ Flexible Metal Panels/2-Directional
- 41 ..... Accessories

**Metal Panel****43 Planostile™**

- 43 ..... Colors/Notes
-  44 ..... Panel Perforations
- 46 ..... Estimating Guide/Budget Price Comparisons
- 49 ..... Lay-in Panels
- 69 ..... Lay-in Suspension
- 71 ..... Lay-in Accessories
- 73 ..... Lay-in Air Diffuser Assemblies
- 78 ..... Snap-in Panels
- 88 ..... Snap-in Suspension (includes UL 580 components)
- 89 ..... Snap-in Accessories (includes UL 580 accessories)
- 93 ..... Snap-in Air Diffuser Assemblies

**Embossed Metal Panel****97 Traditions™**

- 99 ..... Colors/Notes
- 100 ..... Panel Patterns
- 102 ..... Estimator Guide/Budget Price Comparisons
- 104 ..... Lay-in/Snap-in Panels
- 105 ..... Lay-in Suspension
- 107 ..... Lay-in Accessories
- 108 ..... Nail-up Panels
- 109 ..... Cornices
- 112 ..... Nail-up Accessories

**Linear****113 Planar® PlanarPlus®  
PlanarMacro® MacroPlus™**

- 115 ..... Planar® PlanarPlus® Colors/Notes
- 116 ..... Planar® PlanarPlus® Estimating/Budget Pricing
- 117 ..... Planar® PlanarPlus® Panels
- 123 ..... PlanarMacro® MacroPlus® Colors/Notes
- 124 ..... PlanarMacro® MacroPlus® Estimating/Budget Pricing
- 127 ..... PlanarMacro® MacroPlus® Panels
- 136 ..... Filler Strips
- 137 ..... Splices
- 138 ..... End Plugs
- 139 ..... Suspension
- 140 ..... Accessories
- 141 ..... Perimeter Treatments
- 142 ..... Air Distribution

**Security****143 Metaline™**

- 145 ..... Colors/Notes
- 146 ..... Estimating/Budget Price Comparisons
- 147 ..... Lock-in Panels
- 149 ..... Suspension
- 150 ..... Accessories

**151 Securline™**

- 151 ..... Colors/Notes
- 152 ..... Ceiling-Wall Panels
- 153 ..... Wall Midspan Support Channels
- 154 ..... Accessories

**Open Plenum****155 BeamGrid™**

- 157 ..... Colors/Notes

**159 CubeGrid™**

- 159 ..... Colors/Notes
- 160 ..... Ordering/Budget Price Comparisons
- 161 ..... Finished Components

**163 GraphGrid™**

- 163 ..... Colors/Notes
- 164 ..... Wire Panels

**165 Intaline™**

- 165 ..... Colors/Notes
- 166 ..... Ordering/Budget Price Comparisons
- 167 ..... Baffles
- 168 ..... Accessories
- 169 ..... Suspension

**171 Magna T-Cell™**

- 171 ..... Colors/Notes 169
- 172 ..... Estimating
- 173 ..... Standard/Special Panel Configurations
- 174 ..... Square Foot System Pricing
- 176 ..... Assembled Panels
- 178 ..... Unassembled Panels
- 180 ..... Suspension
- 181 ..... Accessories

**182 General Conditions of Sale**

Service Levels represents the approximate time in weeks for an order to be ready to ship from the manufacturing plant. Add 2 weeks to all Service Levels for CMC transfer truck to Baltimore or Los Angeles Service Centers. Service Level begins when the following criteria are met – Receipt of acceptable Purchase Order, Credit Approval, Drawing Approval, Color Approval.

Service Levels	Production Lead Time
<b>0</b>	Stock item available for immediate shipment
<b>1</b>	Available to ship within 1 week of order acceptance
<b>2</b>	Available to ship within 2 weeks of order acceptance
<b>3</b>	Available to ship within 3 weeks of order acceptance
<b>4</b>	Available to ship within 4 weeks of order acceptance
<b>5</b>	Available to ship within 5 weeks of order acceptance
<b>6</b>	Available to ship within 6 weeks of order acceptance
<b>??</b>	Contact Chicago Metallic for current lead time

1. The Service Level of an order will be based on the longest lead time item.
2. Lead times may vary from the Service Levels listed due to demand.
3. Some items may have order size limitations tied to the Service Level. Please check the Product Notes for each product line to determine the proper Service Level for your order.
4. Projects larger than the maximum size listed may be produced within published Service Levels.

## Freight Policies

- All orders will be shipped F.O.B. manufacturing facility.

<u>Shipment Size</u>	<u>Freight Terms and Conditions</u>
0 lbs. - 4,999 lbs.	All orders for L.T.L. shipment will be shipped prepaid and charged on an approved carrier. Shipments will incur charges for freight, packaging and handling, with all charges being added to the invoice under "Shipping & Handling Charges".
5,000 lbs. - 23,999 lbs.	Freight paid with a \$75.00 stop off charge. Classified as a pool shipment combined with others to fill the truck.
24,000 lbs. - 39,999 lbs.	Freight paid by CMC. Classified as a truckload shipment, other stops may be added to fill the truck.
40,000 lbs. - 48,000 lbs.	Full truckload to a single destination.

1. Pool shipment of orders less than 24,000 pounds will be made within 2 weeks following the "available to ship date" of the material or shipped L.T.L. at CMC expense.
2. At the customer's request, CMC will ship orders less than 24,000 pounds via common carrier to a single destination. However, the customer is responsible for all freight charges on the shipment.

- Fuel surcharges may be passed through to the invoice.

## Detention of Truckloads

All truckload shipments specify "free time" for unloading (generally 2 hours). Detention past this time may result in charges.

## Re-routing of Truckloads

Re-routing of truckload shipments require authorization by CMC. Any charges will be invoiced.

## L.T.L., Air Freight, and UPS orders

All orders received by 11:00 a.m. C.S.T. for Service Level 0 items will be shipped the same business day. Orders received after 11:00 a.m. C.S.T. will be shipped the next business day.

## L.T.L. Freight Collect Shipments

These orders will incur the following packaging and handling charges:

1. Products 4' in length and under - \$25.00.
2. Products over 4' up to and including 12' in length - \$75.00.
3. Products over 12' in length - \$150.00.
4. Over 20 cartons of any size - Special Quote.

## Air Freight Shipments

All orders received for air freight shipments will be shipped at the customer's expense. The total charges for these shipments will be quoted on the day of shipment by Customer Service.

## U.P.S. Shipments

All orders will be charged the actual rate based on the total weight of the shipment, including packaging.

## "Will Call" Orders

Orders may be picked up at a CMC facility, Monday through Friday, from 7:00 a.m. until 3:00 p.m. All "Will Calls" will be serviced on a first come, first served basis. It is necessary to schedule an appointment for "Will Call" orders 24 hrs in advance on all orders over 5,000 lbs. Please have your CM Corder confirmation number when picking up an order. CMC will not honor claims for shortages or damages on "Will Call" shipments once the order has left the CMC facility.

### Freight Classifications

Freight Rates may be quoted by Customer Service.

Chicago Metallic will also ship L.T.L. orders on carriers specified by the customer. The following CMC shipping locations and zip codes will be needed by your carrier to determine your freight charges.

		Chicago, IL 60638	Baltimore, MD 21075	Los Angeles, CA 90640	Brownsville, TX 78521	Cleveland, OH 44105	Coshocton, OH 43812	Gilroy, CA 95020	Milwaukee, WI 53221	Minneapolis, MN 55412	Montgomeryville, PA 18936	Moscow, TN 38057	Oceanside, NY 11572	Plymouth, WI 53073	Riverdale, MD 20737	Sun Prairie, WI 53590
<b>Product Type</b>	<b>Freight Class</b>															
Access Doors/GRG	70	■	■	■				■								
BeamGrid	70	■	■	■		■										
Ceiling Grid	50	■	■	■												
CubeGrid	70	■	■	■												
CurvGrid	70	■	■	■												
DynaGlass FRP	60	■	■	■								■				
DynaGlass FRP Grid	60	■	■	■												■
Endure/Endure Plus	60	■	■	■										■		
EuroClean/EuroClean PVF	60	■	■	■							■					
EuroStone	60	■	■	■	■											
GraphGrid	70	■	■	■												
Insulation Pads/Rolls	200	■	■	■												
Infinity	60	■	■	■												
Intaline	70	■	■	■												
Magna T-Cell (assem.)	150	■	■	■												
Magna T-Cell (unassem.)	70	■	■	■												
Monarch	60	■	■	■					■							
Metaline	60	■	■	■			■									
Planar/PlanarPlus	70	■	■	■												
PlanarMacro/MacroPlus	70	■	■	■												
Planostile	70	■	■	■												
Securline	60	■	■	■			■									
Soft Touch	200	■	■	■												
Traditions	55	■	■	■									■			

## Route Truck

Chicago Metallic allows you to combine several different types of products on the same truck from the CMC Service Centers in Chicago, Baltimore, and Los Angeles.

- All Ceiling Grid including Drywall grid systems
- Access Doors
- BeamGrid
- Cornerbead
- CubeGrid
- CurvGrid
- DynaGlass
- Endure
- EuroClean/EuroClean PVF
- EuroStone
- Hanger Wire
- Infinity
- GraphGrid
- Intaline
- Magna T-Cell
- Metaline
- Planar/PlanarPlus
- PlanarMacro/MacroPlus
- Planostile
- Securline
- Soft Touch
- Traditions

## Freight Guidelines For Ceiling Panels and Metal Ceilings

Please use the following chart to determine the appropriate freight to be applied to orders for Ceiling Panels and Specialty Ceiling Products

Product Name	Quantity	Route Truck	Freight
<b>BeamGrid</b>	Any Quantity	Yes	No Charge on Route Truck
<b>CubeGrid</b>	Any Quantity	Yes	No Charge on Route Truck
<b>DynaGlass</b>	Any Quantity	Yes	No Charge on Route Truck
<b>Endure – Vinyl-Gypsum</b>	Any Quantity	Yes	No Charge on Route Truck
<b>EuroClean</b>	Any Quantity	Yes	No Charge on Route Truck
<b>EuroClean PVF</b>	Any Quantity	Yes	No Charge on Route Truck
<b>EuroStone (Service Level “0”)</b>	Any Quantity	Yes	No Charge on Route Truck
<b>GraphGrid</b>	Any Quantity	Yes	No Charge on Route Truck
<b>Infinity</b>	Any Quantity	Yes	No Charge on Route Truck
<b>Intaline</b>	Any Quantity	Yes	No Charge on Route Truck
<b>Magna T-Cell</b>	Any Quantity	Yes	No Charge on Route Truck
<b>Metaline</b>	Any Quantity	Yes	No Charge on Route Truck
<b>Monarch</b>	Any Quantity	Yes	No Charge on Route Truck
<b>Planar/PlanarPlus</b>	Any Quantity	Yes	No Charge on Route Truck
<b>PlanarMacro/MacroPlus</b>	Any Quantity	Yes	No Charge on Route Truck
<b>Planostile</b>	Any Quantity	Yes	No Charge on Route Truck
<b>Securline</b>	Any Quantity	Yes	No Charge on Route Truck
<b>Soft Touch – Fiberglass</b>	Any Quantity	Yes	No Charge on Route Truck
<b>Traditions</b>	Any Quantity	Yes	No Charge on Route Truck

## Installation Drawings

1. Service Level begins after receipt of shop drawing approval.
2. Installation drawing charges are quoted on a per request basis and are determined by the scope of the project.
3. Installation drawings are included on all Engineered Infinity projects and BeamGrid installations.
4. Installation drawings are not Engineered Shop Drawings, which require greater detail.

## Color Samples

1. Custom color matching requires customer color sample or paint manufacturer and color number.
2. CMC will provide color sample for approval upon request.
3. Service Level begins after receipt of color approval.

## Pricing

Pricing reflects the colors listed by product, gauge and substrate.

## Order Review

Customer Service direct: 1.800.323.7164 / option 1.

## Order Placement

Orders to be faxed to 1.866.211.3824.

## Overruns

Orders differing from the products available in the Price List either by size, gauge, length, pattern or color are subject to a 10% overrun, shipments and invoice.

## Responsibility

Report any material defect to CMC prior to its installation. CMC is not responsible for labor incurred or any costs associated with the installation of its products. See the CMC Limited Warranty for all products in General Conditions of Sale (Back Cover).

The Buyer accepts responsibility and all related costs associated for installed materials. CMC is not responsible for defects in the materials once the material has been installed.

## Tolerances

Tolerances will be in accordance with CMC's published standards which are in effect on the date of the order.

## Returns and Restocking Charges

1. Only Service Level 0 items will be accepted for return.
2. Items must be in their original unopened packaging.
3. Items must have been purchased within 90 days of the request to return the material.
4. You must receive prior authorization and a Returned Goods Authorization number from CMC in order to return the material.
5. Materials must be returned within 45 days of the issuance of the Returned Goods Authorization.
6. Freight will be at the Customer's expense.
7. A 20% restock fee will apply to all returns.
8. CMC will inspect all returned materials, and only issue credit on those items received in resaleable condition.
9. CMC will not be responsible for any damage that occurs to material in transit.

## Cancellations

Cancellation of items with a Service Level greater than 0 may result in cancellation charges. Charges will be based on the value of materials and all costs incurred by CMC at the time of cancellation.

## Terms

1. 1% 10 days, Net 30 days.
2. A 1% per month storage charge will be applied on materials delayed from shipment at the Customer's request more than two weeks beyond the available date.

## Standard Samples and Literature

Standard literature, product samples and color samples are available from the CMC Sample and Literature department at no charge.

Phone: 1.800.323.7164/ option 2

Fax: 1.800.222.3744

Email: [samples@chicagometallic.com](mailto:samples@chicagometallic.com)

## Technical Support

Requests for technical information on CMC Metal Ceilings may be placed with the Technical Services Department.

Phone: 1.800.323.7164 option 3

Fax: 1.888.329.2620

Email: [cmc-customerservice@chicagometallic.com](mailto:cmc-customerservice@chicagometallic.com)

## Mockups and Custom Samples

When CMC has agreed to provide custom samples or mockups, the cost for them will be billed to the account.

CMC will be glad to issue credit for all mockups and custom samples invoices when valid orders for these products are placed with our Customer Service Department.

Phone: 1.888.991.7070

Fax: 1.866.211.3824

Email: [cmc-customerservice@chicagometallic.com](mailto:cmc-customerservice@chicagometallic.com)

## To Place Orders

Phone: 1.800.323.7164 option 1

Fax: 1.866.211.3824

Product Number	Page Number	Product Number	Page Number	Product Number	Page Number	Product Number	Page Number
414	18,20	01472C	22	36.22.008	176	46.22.036	177
417	18,20,41	01472IM	19	36.22.036	176	46.22.048	177
429	18,20,41	01472Q	18	36.22.048	176	46.24.004	177
430	18,20,41	01472S	22	36.24.004	176	46.24.006	177
433	41	01472TM	19	36.24.006	176	46.24.008	177
434	41	01473C	22	36.24.008	176	46.24.312	177
436	41	01473IM	19	36.24.312	176	46.24.412	177
437	41	01473Q	18	36.24.412	176	46.24.612	177
441	41	01473S	22	36.24.612	176	46.44.012	177
442	41	01473TM	19	36.44.012	176	47.2B.003	179
443	41	01474C	22	37.2B.003	178	47.2B.004	179
444	41	01474IM	29	37.2B.004	178	47.2B.006	179
445	41	01474S	22	37.2B.006	178	47.2B.008	179
446	28	01474TM	29	37.2B.008	178	47.2T.003	179
447	28	01475C	22	37.2T.003	178	47.2T.004	179
448	28	01475IM	19	37.2T.004	178	47.2T.006	179
450	28	01475IM	29	37.2T.006	178	47.2T.008	179
481	35	01475Q	18	37.2T.008	178	47.4B.004	179
923	90	01475S	22	37.4B.004	178	47.4B.006	179
924	90	01475TM	19	37.4B.006	178	47.4B.008	179
940	71,107	01475TM	29	37.4B.008	178	47.4B.012	179
941	71,107,139	04470C	23	37.4B.012	178	47.4T.012	179
1470	28	04470S	23,26	37.4T.012	178	48.40.001	168
1471	28	04471C	23	38.06.003	181	48.40.002	168
1472	28	04471S	23	38.06.004	181	48.40.003	168
1473	28	04472C	23	38.06.006	181	48.40.004	168
1474	28	04472S	23	38.06.008	181	48.40.005	168
1475	28	04473C	23	38.06.012	181	48.40.100	169
1500	139	04473S	23	38.35.995	141	48.40.101	169
1501	139	04571S	24	38.40.004	168	48.40.907	181
1503	139	04572S	24	38.40.031	167	48.40.908	181
7771	107	04671S	25	38.40.051	167	48.40.909	181
7773	107	04672S	25	38.40.061	167	48.40.910	181
8886	41	04870S	27	38.40.907	181	48.50.004	167
8901	164	10.00.250	69	38.40.908	181	52.00.023	150
8902	164	10.00.250	105	38.40.909	170	52.00.023	154,150,154
8903	164	10.00.260	69,105	38.40.909	181	52.01.003	154
8904	164	10.00.826	88	38.40.910	170	52.01.059	150
8925	40	10.00.828	88,139	38.40.921	168	52.01.061	150
8926	40	10.01.206	88	38.40.922	168	52.01.063	150
8927	40	10.01.209	69,105	38.40.923	168	52.01.064	150
8953	40	10.01.210	88	38.90.124		52.02.001	154
8954	40	10.01.229	69,105	42,71,141,162,169		52.02.015	154
63.22.XXX	104	10.01.229UL	88	38.90.131	141	52.12.056	153
63.40.062	110	10.01.409	105	38.90.910	181	52.12.058	153
01470C	22	10.04.000	70,180	38.93.124	141	52.12.061	154
01470IM	19	10.04.014	70,180	38.94.124	141,162	52.13.001	152
01470Q	18	10.04.022	70,180	384.00.00	41	52.13.003	152
01470S	22	10.04.022UL	88	385.00.00	35	52.14.001	152
01470TM	19	29X	35	38X	35	52.14.003	152
01471C	22	36.10.200	180	46.10.916	180	52.14.056	153
01471IM	19	36.10.916	180	46.22.003	177	52.14.058	153
01471Q	18	36.22.003	176	46.22.004	177	52.14.059	154
01471S	22	36.22.004	176	46.22.006	177	52.14.061	154
01471TM	19	36.22.006	176	46.22.008	177	52.14.062	154


Product Number	Page Number	Product Number	Page Number	Product Number	Page Number	Product Number	Page Number
52.15.001	152	55.33.009	150,154	58.03.451	131,132	63.26.102	108
52.15.003	152	55.39.001	149	58.03.455	133	63.26.200	41,71,107
52.16.001	152	55.39.002	149	58.03.460	134,135	63.26.201	71
52.16.003	152	55.39.004	149	58.03.520	137	63.26.202	71,107
52.16.056	153	55.39.112	149	58.03.525	137	63.26.xxx	108
52.16.058	153	58.01.004	137	58.03.530	137	63.27.xxx	108
52.16.061	154	58.01.005	139	58.03.535	137	63.28.xxx	108
52.18.056	153	58.01.007	139	58.03.620	138	63.40.015	111
52.18.058	153	58.01.008	139	58.03.625	138	63.40.020	110
52.18.061	154	58.01.009	136	58.03.630	138	63.40.025	110
52.18.065	149	58.01.011	136	58.03.635	138	63.40.026	110
52.31.121	148	58.01.013	136	58.03.717	141	63.40.030	111
52.31.122	148	58.01.022	139	58.04.017	141	63.40.035	110
52.31.141	148	58.01.028	139	58.04.065	118,119	63.40.040	110
52.31.142	148	58.01.029	139	58.04.070	120	63.40.041	111
52.31.221	148	58.01.044	117	58.04.075	121,122	63.40.050	110
52.31.222	148	58.01.052	138	58.04.084	127,129	63.40.060	110
52.31.241	148	58.01.055	117	58.04.086	128	63.40.062	111
52.31.242	148	58.01.058	139	58.04.096	130	63.40.063	110
52.32.221	148	58.01.059	42,72,90,107	58.04.098	133	63.40.075	111
52.32.222	148	58.01.060	140	58.04.420	127	63.40.085	111
52.32.227	148	58.01.061	72,90,107	58.04.426	129	63.40.095	111
52.32.228	148	58.01.063	72,90,107	58.04.451	131,132	64.22.XXX	104
52.35.121	147	58.01.064	42,72,90,107	58.04.460	134,135	66.22.XXX	104
52.35.122	147	58.01.064	90,107	58.04.717	141	85.53.291	150,154
52.35.123	147	58.01.070	140	58.06.637	149	85.53.293	150,154
52.35.124	147	58.01.072	142	58.06.639	149	90.00.033	90
52.35.141	147	58.01.074	142	59.32.22XX	39	90.00.034	90
52.35.142	147	58.01.076	142	59.32.26X	38	96CTL144	
52.35.143	147	58.01.078	142	59.32.26XX	38	42,72,107,140,149,154,162,171,181	
52.35.144	147	58.01.102	140	60.00.008	89	AMA263	81,82,84,83
52.35.221	147	58.01.103	140	60.00.009	89	AMA263X	80
52.35.222	147	58.01.104	140	60.00.010	71,106	AMA263X3713	83,84
52.35.223	147	58.01.105	140	60.00.011	71,106	AMA263X371X	80,81,82
52.35.224	147	58.01.106	72,90	60.00.012	71	AMA461	86,87
52.35.241	147	58.01.107	72,90,142	60.00.013	71	AMA461X	86
52.35.242	147	58.01.108	142	60.00.014	71	AMA461X3713	87
52.35.243	147	58.01.260	42	60.00.015	71	AMA461X371X	86
52.35.244	147	58.01.261	42	60.00.020	150	AMA463	81,82,83,84
52.36.221	147	58.01.317	139	60.00.021	72,90,150	AMA463X	80
52.36.222	147	58.01.318	139	60.00.031	90	AMA463X3713	83,84
52.36.223	147	58.01.403	139	60.00.032	90	AMA463X371X	80,81,82
52.36.224	147	58.03.012	118,119	63.11.038	108	AMA483	81,82,83,84
52.36.225	147	58.03.017	141	63.12.036	108	AMA483X	80
52.36.226	147	58.03.018	121,122	63.12.037	108	AMA483X3713	83,84
52.36.227	147	58.03.044	118	63.22.050	140	AMA483X371X	80,81,82
52.36.228	147	58.03.052	120	63.24.XXX	104	AMC263	58,59,60,61
55.33.001	150,154	58.03.070	140	63.25.xxx	108	AMC263X3713	60,61
55.33.002	150,154	58.03.071	140	63.26.032	90	AMC263X371X	57,58,59
55.33.003	150,154	58.03.072	140	63.26.033	90	AMC463	58,59,60,61
55.33.004	150,154	58.03.171	138	63.26.035	90	AMC463X	57
55.33.005	150,154	58.03.420	127	63.26.036	91	AMC463X3713	60,61
55.33.006	150,154	58.03.425	127	63.26.037	91	AMC463X371X	57,58,59
55.33.007	150,154	58.03.426	128,129	63.26.038	91	AMC483	58,59,60,61
55.33.008	150,154	58.03.450	130	63.26.100	112	AMC483X	57

Product Number	Page Number	Product Number	Page Number	Product Number	Page Number	Product Number	Page Number
AMC483X3713	60,61	ME463	62,63	SDAME463X.2	74		
AMC483X371X	57,58,59	ME463X	62	SDAME463X.3	74		
AME263	65,66,67,68	ME483	62,63	SDAME463X.4	74,75		
AME263X	64	ME483X	62	SDAMF463X.1	74		
AME263X3713	67,68	MF263	49,50	SDAMF463X.2	74		
AME263X371X	64,65,66	MF263X	49	SDAMF463X.3	74		
AME463	65,66,67,68	MF463	49,50	SDAMF463X.4	74		
AME463X	64	MF463X	49	SDMA461X.1	94		
AME463X3713	67,68	MF463X02BX	50	SDMA461X.2	94		
AME463X371X	64,65,66	MF483	49,50	SDMA461X.3	94		
AME483	65,66,67,68	MF483X	49	SDMA461X.4	94		
AME483X	64	RDAMA461X.1	95	SDMA463X.1	94		
AME483X3713	67,68	RDAMA461X.2	95	SDMA463X.2	94		
AME483X371X	64,65,66	RDAMA461X.3	95	SDMA463X.3	94		
AMF263	52,53,54	RDAMA461X.4	95	SDMA463X.4	94		
AMF263X	51	RDAMA463X.1	95	SDMC463X.1	75		
AMF263X3713	53,54	RDAMA463X.2	95	SDMC463X.2	75		
AMF263X371X	51,52	RDAMA463X.3	95	SDME463X.1	74		
AMF463	51,52,53,54	RDAMA463X.4	95	SDME463X.2	74		
AMF463X	51	RDAME463X.1	76,77	SDME463X.3	74,75		
AMF463X3713	53,54,	RDAME463X.2	76,77	SDME463X.4	74		
AMF463X371X	51,52	RDAME463X.3	76,77	SDME463X.4	75		
AMF483	51,52,53,54	RDAME463X.4	76,77	SDMF463X.1	74		
AMF483X	51	RDAMF463X.1	76	SDMF463X.2	74		
AMF483X3713	53,54	RDAMF463X.2	76	SDMF463X.3	74		
AMF483X371X	51,52	RDAMF463X.3	76	SDMF463X.4	74		
C1210M	169	RDAMF463X.4	76	X1804K	161		
C1801J	161	RDMA461X.1	95				
C1802J	161	RDMA461X.2	95				
C1802K	161	RDMA461X.3	95				
C1804J	161	RDMA461X.4	95				
C1804M	162	RDMA463X.1	95				
C1804M	169	RDMA463X.2	95				
C1811J	161	RDMA463X.3	95				
C1811K	161	RDMA463X.4	95				
C1811M	162,169	RDME463X.1	76,77				
C3209	42,162,169,180	RDME463X.2	76,77				
C60407	161	RDME463X.3	76,77				
MA010.500CH	88,105	RDME463X.4	76,77				
MA263	79,78	RDMF463X.1	76				
MA263X	78	RDMF463X.2	76				
MA461	85	RDMF463X.3	76				
MA461X	85	RDMF463X.4	76				
MA463	78,79	SDAMA461X.1	94				
MA463X	78	SDAMA461X.2	94				
MA483	78,79	SDAMA461X.3	94				
MA483X	78	SDAMA461X.4	94				
MC263	55,53	SDAMA463X.1	94				
MC263X	55,57	SDAMA463X.2	94				
MC463	55,56	SDAMA463X.3	94				
MC463X	55	SDAMA463X.4	94				
MC483	55,56	SDAMC463X.1	75				
MC483X	55	SDAMC463X.2	75				
ME263	62,63	SDAMC463X.3	75				
ME263X	62	SDAME463X.1	74				

Chicago Metallic	Armstrong (AWI)	Gordon	HunterDouglas	USG
BeamGrid™	–	Beam-Mate	Cell Frames	–
CubeGrid™	Prelude® XL 360 Painted Grid	–	–	GridWare™
CurvGrid™	Serpentina™	Aluma-Vault	–	Curvatura™
GraphGrid™	Cell™	–	–	WireWorks™
Infinity™	Axiom™ Classic	Contura	EdgeLine™	Compasso™
Infinity™D	Axiom™ Drywall Bottom Trim	Drywall Profiles	–	–
Infinity™R	–	–	–	–
Infinity™RD	–	–	–	–
Infinity™Z	Axiom Knife Edge	–	–	–
Infinity™ZD	Axiom Knife Edge Drywall	–	–	–
Infinity™paired	Axiom	–	–	Compasso C <sup>2</sup> ™
Intaline™	–	Fin-Mate	Screen/Baffle™	–
Magna T-Cell™	Open Cell Lay-in and Lock-in	–	RevealLine Pattern Cell Open Cell	–
Metaline™	–	–	Limited Access	–
Planar® Round Edge	–	–	Luxalon® 84R	–
Planar® Square Edge	Connections	–	Box Series™	Paraline I™
PlanarPlus® Round Edge	–	–	Luxalon® 84G	–
PlanarPlus® Square Edge	Flush Tegular	–	–	Paraline II™
PlanarMacro®	–	–	Box Series™	Paraline III™ (7 1/4" only)
MacroPlus™	–	–	–	–
Planostile™ Lay-in Square Edge	Flush Tegular	Millenium™	Snap/Hook/ Lay-in	Panz™
Planostile™ Reveal Lay-in Sq Edge	Tegular	Millenium™	Luxalon® Tegular Lay-in	–
Planostile™ Snap-in Square Edge	Snap-in	Millenium™	Luxalon® Snap-in	Celebration™
Planostile™ Snap-in Bevel Edge	Concealed Beveled	–	–	–
Planostile™ MetalWood™	WoodWorks™	–	–	–
Securline®	–	–	Limited Access	–
Traditions™	Tincraft™	–	–	–

Actual color chips are available upon request.

## Metal Colors and Finishes

- 01 White
- 08 Black
- 14 Chromecoat Anodized
- 16 Brasscoat Anodized
- 21 Copper Metallic
- 23 Sandstone
- 44 Satin Silver Metallic
- 56 Bright Brass
- 58 Bright Mirror
- 369 Brushed Gold
- 371 Preferred Lacquer Mill
- 378 Brushed Aluminum
- 379 Gloss White
- 386 Gloss Black
- 431 White Wash
- 504 Satin Silver Anodized
- 509 Coppercoat Anodized
- 520 Polar White
- 521 Nickel
- 524 Silver
- 527 Champagne Metallic
- 528 Sandstone Metallic
- 529 Nickel Metallic
- 530 Sky Metallic
- 531 Green Metallic
-  533 Copper Penny Metallic
- 534 Natural Metal Metallic
- 535 Classic Gold Metallic
- 536 Brown Metallic
- 600 Stainless Steel 02B

## MetalWood™ Finishes

- 650 Maple
- 653 Oak
- 651 Cherry
- 652 Pumpkin Maple
- 654 Karri

## Coordinating Solid Paint Colors to MetalWood™ Finishes

- 401 Maple
- 402 Oak
- 403 Cherry
- 404 Pumpkin Maple
- 405 Karri

## Natural Standard Grid Colors

- 01 White
- 03 Bronze Metallic
- 07 Walnut Grain
- 08 Black
- 14 Chromecoat Anodized
- 16 Brasscoat Anodized
- 23 Sandstone
- 25 Adobe
- 27 Parchment
- 28 Tan
- 29 Platinum
- 30 Haze
- 33 Manilla
- 46 Blush
- 47 Cameo
- 81 Non-Metallic Bronze
- 137 Ebony Bronze
- 379 Gloss White
- 386 Gloss Black
- 425 Wet Clay
- 426 Silver Plate
- 427 Glass Block
- 428 Yellow Flash
- 429 Silver Lining
- 430 Beige Breeze
- 431 White Wash
- 432 Blondewood
- 600 Stainless Steel 02B


## Prestige Premium Colors

- 88 Flat Black
- 102 Fossil
- 104 Tapioca
- 106 Vanilla Creme
- 111 Oyster
- 112 Sand Dollar
- 113 Straw
- 114 Boston Coffee
- 151 Quartz
- 158 Real Red
- 161 Chinese Red
- 167 Brick Red
- 174 Garnet
- 197 Teal
- 198 Spruce
- 215 Forest Green
- 218 Mint
- 238 Ice Blue
- 240 Blue Gray
- 241 Slate
- 246 Federal Indigo
- 256 True Blue
- 263 Plum
- 270 Pearl Gray
- 274 Cloud White
- 277 Cedar
- 278 Dawn
- 279 Sienna
- 280 Redwood
- 283 Cobblestone
- 287 Charcoal
- 288 Gunmetal
- 386 Gloss Black
- 435 Gray Ice
- 436 Violet Star
- 437 Midnight Blue
- 438 Royal Amethyst
- 439 Mystic Moss
- 440 Frosted River
- 441 Brown Bear
- 442 Burgundy Brick
- 443 Toffee Fate
- 444 Blue Sky
- 445 Cajun Spice
- 446 Treetop Green
- 447 Cinnamon
- 448 Camel Brown
- 449 Fortune Gray
- 450 Khaki Cloth
- 451 Forest Jade
- 452 Aqua Shoreline
- 453 Desert Sand
- 454 Palmetto Olive
- 455 Cocoa Shell
- 495 Cardinal Red


### Note:

Colors and Finishes are not available on all products. Refer to the notes page by product to see Color and Finish availability by product.







Infinity™ Quick Ship




Infinity™ Engineered




Infinity™ R (Reveal)




Infinity™ D (Drywall)




Infinity™ RD (Reveal for Drywall)



Infinity™ Z (Razor Edge)



Infinity™ ZD (Razor Edge for Drywall)



Paired Infinity™ Bracket



**Painted Colors**

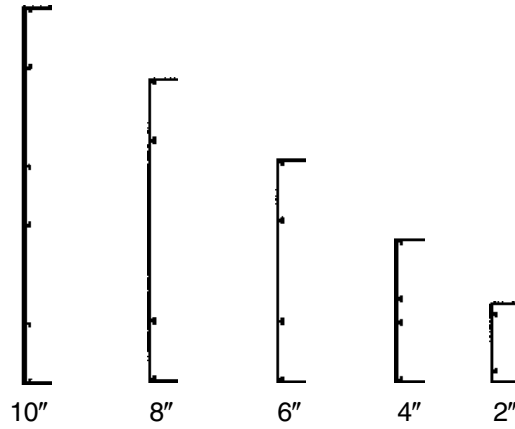
- 01 White
- 44 Satin Silver Metallic

**Product Notes:**

- QuickShip is available for Infinity profile only.
- QuickShip is available for straight Infinity, 12' long, 01 White or 44 Satin Silver Metallic painted one side only.
- Price includes Trim, unpainted Splice Clips and Grid Attachment Clips as per the quantities shown below:

Infinity Trim	Splice Plate pcs per Trim pc	Grid Clip pcs per Trim pc
2" x 12'	1	6
4" x 12'	2	6
6" x 12'	2	6
8" x 12'	2	6
10" x 12'	3	6

- Additional Splice Plates and Grid Clips ordered separately.
- 90° corners ordered separately.
- Maximum order size is 1,008 lineal feet.
- Standard installation details are included in pricing.
- Refer to Engineered Infinity for other lengths, colors, mitered corners and curving.
- For complex straight projects, engineered pricing is recommended.



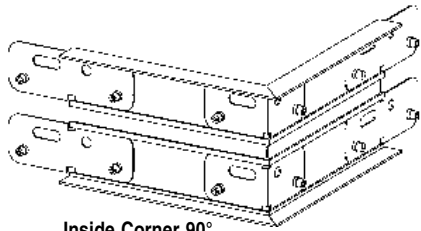
**Straight Panel**  
01470Q / 01471Q / 01472Q / 01473Q / 01475Q

Product Number	Dimensions			Per Order		Service Level
	Height	Length	Face	Feet	Pieces	

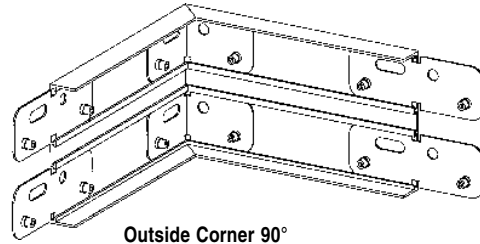
**Trim (includes Splices and Clips)**

**Straight**

Product Number	Height	Length	Face	Per Order Pieces	Weight/LF	Service Level
01470Q01	2"	12'	3/4"	Per Order	0.25	1
01470Q44	2"	12'	3/4"	Per Order	0.25	1
01471Q01	4"	12'	3/4"	Per Order	0.55	1
01471Q44	4"	12'	3/4"	Per Order	0.55	1
01472Q01	6"	12'	3/4"	Per Order	0.92	1
01472Q44	6"	12'	3/4"	Per Order	0.92	1
01473Q01	8"	12'	3/4"	Per Order	1.1	1
01473Q44	8"	12'	3/4"	Per Order	1.1	1
01475Q01	10"	12'	3/4"	Per Order	1.42	1



**Inside Corner 90°**  
01471IM / 01472IM / 01473IM



**Outside Corner 90°**  
01471TM / 01472TM / 01473TM

Product Number	Dimensions			Feet	Per Order Pieces	Weight/LF	Service Level
	Height	Length	Face				

**Factory Mitered Corner Kits (unassembled)**

2" kit contains: Two (2) 12" Straight Trim pieces with mitered corners; one (1) Corner Splice; two (2) Straight Splices.  
 4", 6", and 8" kit contains: Two (2) 12" Straight Trim pieces with mitered corners; two (2) Corner Splices; four (4) Straight Splices.  
 10", and 12" kit contains: Two (2) 12" Straight Trim pieces with mitered corners; three (3) Corner Splices; six (6) Straight Splices.

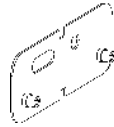
**Inside Corners 90°**

01470IM01	2"	1'	3/4"	Per Order	0.5	1
01470IM44	2"	1'	3/4"	Per Order	0.5	1
01471IM01	4"	1'	3/4"	Per Order	1.0	1
01471IM44	4"	1'	3/4"	Per Order	1.0	1
01472IM01	6"	1'	3/4"	Per Order	2.0	1
01472IM44	6"	1'	3/4"	Per Order	2.0	1
01473IM01	8"	1'	3/4"	Per Order	2.5	1
01473IM44	8"	1'	3/4"	Per Order	2.5	1
01475IM01	10"	1'	3/4"	Per Order	3.0	1

**Outside Corners 90°**

01470TM01	2"	1'	3/4"	Per Order	0.5	1
01470TM44	2"	1'	3/4"	Per Order	0.5	1
01471TM01	4"	1'	3/4"	Per Order	1.0	1
01471TM44	4"	1'	3/4"	Per Order	1.0	1
01472TM01	6"	1'	3/4"	Per Order	2.0	1
01472TM44	6"	1'	3/4"	Per Order	2.0	1
01473TM01	8"	1'	3/4"	Per Order	2.5	1
01473TM44	8"	1'	3/4"	Per Order	2.5	1
01475TM01	10"	1'	3/4"	Per Order	3.0	1

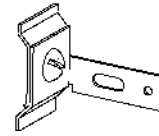
For 12" Corner Kits, see Engineered Infinity Accessories, pg. 28.



Splice Plate - 414



Corner Splice Plates - 417 / 429

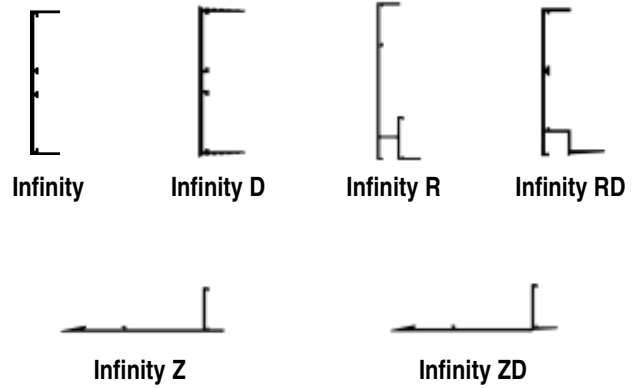
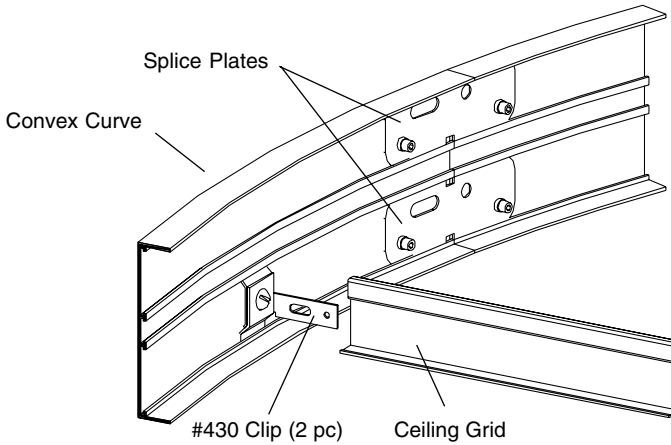


Grid Clip - 430

Product Number	Description	Per Order		Service Level
		Pieces	Weight	
<b>Accessories</b>				
<b>Splice Plate</b>				
414.00	Joins trim together	Per Order		0
<b>Corner Splice Plates</b>				
417.00	Joins trim at inside corners	Per Order		0
429.00	Joins trim at outside corners	Per Order		0
<b>Grid Clip</b>				
430.00	Joins grid to trim (2 parts)	Per Order		0
430.xx	Joins grid to trim (2 parts) - Painted	Per Order		0

**Accessory Guide**

Accessories	Number of components needed by Infinity panel depth				
	2"	4"	6"	8"	10"
Corner splice plates - for field mitered 90° corner					
417.00	1	2	2	2	3
429.00	1	2	2	2	3
Standard splice plates - for straight end to end panel joint					
414.00	1	2	2	2	3
Grid clip - for each grid/Infinity intersection					
430.00	1	1	1	1	1



**Painted Colors**

- |                          |                                      |
|--------------------------|--------------------------------------|
| 01 White                 | 527 Champagne Metallic               |
| 44 Satin Silver Metallic | 528 Sandstone Metallic               |
| 08 Black                 | 529 Nickel Metallic                  |
| 21 Copper Metallic       | 530 Sky Metallic                     |
| 23 Sandstone             | 531 Green Metallic                   |
| 379 Gloss White          | <b>NEW</b> 533 Copper Penny Metallic |
| 386 Gloss Black          | 534 Natural Metal Metallic           |
| 431 Whitewash            | 535 Classic Gold Metallic            |
| 520 Polar White          | 536 Brown Metallic                   |
| 521 Nickel               | Other painted color                  |
| 524 Silver               |                                      |

**Coordinating Solid Paint Colors to MetalWood™ Finishes**

- 401 Maple
- 402 Oak
- 403 Cherry
- 404 Pumpkin Maple
- 405 Karri

**Product Notes:**

- Pricing is for paint one side only.
- Pricing includes square cut ends. See Adders for factory cut miters.
- Price includes Trim, unpainted Splice Clips and Grid Attachment Clips.
- Standard straight length is 12'.
- Minimum Infinity and Infinity D radius is 18'.
- Infinity R, RD, Z and ZD available straight only.
- Engineered pricing is required for all curved projects.
- Approval drawings are required for all curved projects.
- Approval drawings recommended for complex straight panel projects.
- Standard installation details are included in pricing.
- Custom color matching requires customer color sample or paint manufacturer and color number.
- Custom color approval samples are available upon request - Service Level 2 weeks.
- Infinity D, RD and ZD are primed for joint compound and field painting.

**Service:**

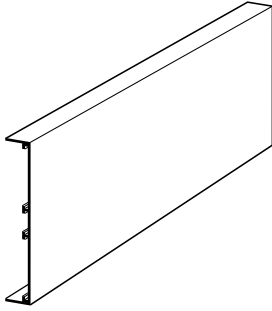
- Service Level represents 1-1,008 LF.

Quantity	Engineered Service Level	Engineered Service Level
	01 White, 08 Black	Other Painted Colors
1,009 - 2,999	5	6

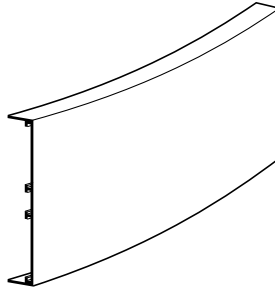
- Custom colors - Service Level begins after receipt of color approval.
- Service Level begins after receipt of shop drawing approval.

**Estimator Guide**

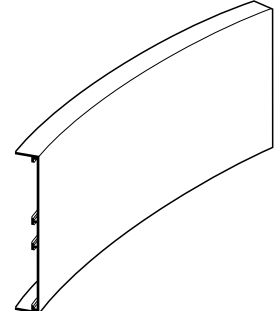
1. LF of straight.
2. LF of curved.
3. Number of corners.
4. Total and apply discount.
5. If 2-side paint, add LF pricing.
6. Add \$150.00 (list) for approval drawing.
7. Total project price.



**Straight Trim**  
01470S / 01471S / 01472S  
01473S - 01474S - 01475S



**Outside Curve (convex)**  
1470C / 1471C / 1472C  
1473C / 1474C / 1475C



**Inside Curve (concave)**  
1470C / 1471C / 1472C  
1473C / 1474C / 1475C

Product Number	Dimensions			Per Order			Service Level
	Height	Length	Face	Feet	Pieces	Weight/LF	

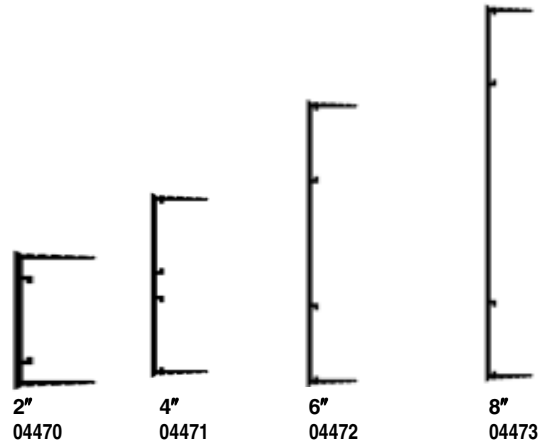
**System**

**Straight – Includes Trim, Splice Plates and Grid Clips**

01470S.xx	2"	Varies	3/4"	Per Order	0.25	3
01470S.xx	2"	Varies	3/4"	Per Order	0.25	4
01471S.xx	4"	Varies	3/4"	Per Order	0.55	3
01471S.xx	4"	Varies	3/4"	Per Order	0.55	4
01472S.xx	6"	Varies	3/4"	Per Order	0.92	3
01472S.xx	6"	Varies	3/4"	Per Order	0.92	4
01473S.xx	8"	Varies	3/4"	Per Order	1.1	3
01473S.xx	8"	Varies	3/4"	Per Order	1.1	4
01475S.xx	10"	Varies	3/4"	Per Order	1.42	3
01475S.xx	10"	Varies	3/4"	Per Order	1.42	4
01474S.xx	12"	Varies	3/4"	Per Order	1.84	3
01474S.xx	12"	Varies	3/4"	Per Order	1.84	4

**Curved – Includes Trim, Splice Plates and Grid Clips**

01470C.xx	2"	Varies	3/4"	Per Order	0.25	3
01470C.xx	2"	Varies	3/4"	Per Order	0.25	4
01471C.xx	4"	Varies	3/4"	Per Order	0.55	3
01471C.xx	4"	Varies	3/4"	Per Order	0.55	4
01472C.xx	6"	Varies	3/4"	Per Order	0.92	3
01472C.xx	6"	Varies	3/4"	Per Order	0.92	4
01473C.xx	8"	Varies	3/4"	Per Order	1.1	3
01473C.xx	8"	Varies	3/4"	Per Order	1.1	4
01475C.xx	10"	Varies	3/4"	Per Order	1.42	3
01475C.xx	10"	Varies	3/4"	Per Order	1.42	4
01474C.xx	12"	Varies	3/4"	Per Order	1.84	3
01474C.xx	12"	Varies	3/4"	Per Order	1.84	4



Product Number	Dimensions			Per Order		Service Level
	Height	Length	Face	Feet	Pieces	

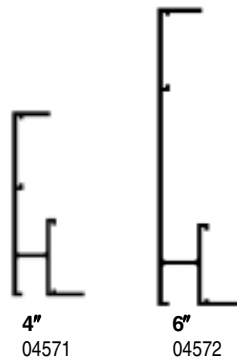
**System**

**Straight – Includes Trim, Splice Plates and Grid Clips**

04470S.00	2"	12'	3/4"	Per Order	0.30	3
04471S.00	4"	12'	3/4"	Per Order	0.60	3
04472S.00	6"	12'	3/4"	Per Order	0.94	3
04473S.00	8"	12'	3/4"	Per Order	1.20	3

**Curved – Includes Trim, Splice Plates and Grid Clips**

04470C.00	2"	Varies	3/4"	Per Order	0.30	3
04471C.00	4"	Varies	3/4"	Per Order	0.60	3
04472C.00	6"	Varies	3/4"	Per Order	0.94	3
04473C.00	8"	Varies	3/4"	Per Order	1.20	3

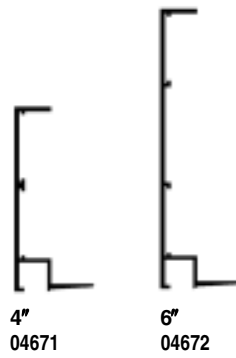


Product Number	Dimensions			Per Order			Service Level
	Length	Height	Face	Feet	Pieces	Weight/LF	

**System**

**Straight – Includes Trim, Splice Plates and Grid Clips**

04571S.xx	4"	12'	3/4"	Per Order	0.80	3
04571S.xx	4"	12'	3/4"	Per Order	0.80	4
04572S.xx	6"	12'	3/4"	Per Order	1.20	3
04572S.xx	6"	12'	3/4"	Per Order	1.20	4

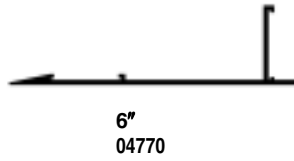


Product Number	Dimensions			Per Order			Service Level
	Height	Length	Face	Feet	Pieces	Weight/LF	

**System**

**Straight – Includes Trim, Splice Plates and Grid Clips**

04671S.00	4"	12'	3/16"	Per Order	0.80	3
04672S.00	6"	12'	3/16"	Per Order	1.20	3



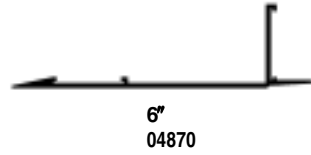
Product Number	Dimensions			Per Order			Service Level
	Face	Length	Height	Feet	Pieces	Weight/LF	

**System**

**Straight – Includes Trim, Splice Plates and Grid Clips**

04770S.xx	6"	12'	1 <sup>5</sup> / <sub>8</sub> "	Per Order	1.00	3
04770S.xx	6"	12'	1 <sup>5</sup> / <sub>8</sub> "	Per Order	1.00	4

Note: Corners available minimum 45 degrees, maximum 135 degrees.




Product Number	Dimensions			Per Order			Service Level
	Face	Length	Height	Feet	Pieces	Weight/LF	

**System**

**Straight – Includes Trim, Splice Plates and Grid Clips**

04870S.00	6"	12'	1 <sup>5</sup> / <sub>8</sub> "	Per Order	0.50	3
-----------	----	-----	---------------------------------	-----------	------	---



**Paired Infinity Bracket  
446**

**Adjustable Corner  
Splice Plate-447**

**Planostile  
Attachment Clip-448**

**Infinity to CurvGrid  
Primary Carrier Clip-450**

**Paired Infinity End Caps  
1470-1471-1472-1473-1475-1474**

Product Number	Description	Per Order		Service Level
		Pieces	Weight	

**Accessories**

**Paired Infinity Bracket**

446.36.00	Joins Infinity 2 1/4" apart with 3/4" opening between panels	Per Order	Per Order	3
446.46.00	Joins Infinity 2 7/8" apart with 1 3/8" opening between panels	Per Order	Per Order	3

Note: One clip required at top and at bottom of Infinity trim, maximum 24" on center.

**Infinity Z Corner Splice**

447.00	Adjustable Corner Splice Plate for Infinity Z and ZD	Per Order	Per Order	3
--------	--	-----------	-----------	---

**Planostile™ Attachment Clip**

448.00	Attaches Grid Clip to Planostile Snap	Per Order	Per Order	3
--------	---------------------------------------	-----------	-----------	---

**Infinity to CurvGrid Primary Carrier Clip**

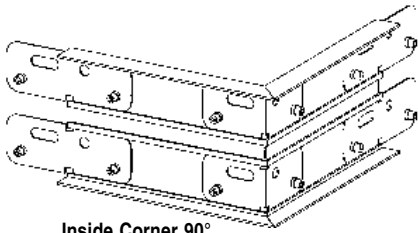
450.00	Attaches Infinity to CurvGrid Primary Carrier*	Per Order	Per Order	3
--------	--	-----------	-----------	---

\* Refer to CurvGrid p.35 for Primary Carrier.

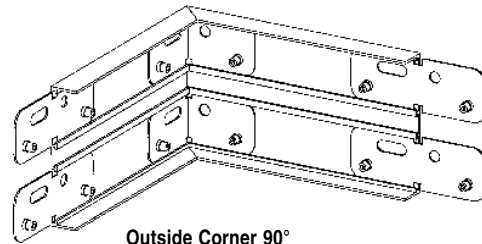
Product Number	Height	Paired Infinity Spacing	Painted Color	Pieces	Weight/LF	Service Level
----------------	--------	-------------------------	---------------	--------	-----------	---------------

**Paired Infinity End Caps**

1470.36.xxx	2"	2 1/4"	Per Order	Per Order	Per Order	3
1470.46.xxx	2"	2 7/8"	Per Order	Per Order	Per Order	3
1471.36.xxx	4"	2 1/4"	Per Order	Per Order	Per Order	3
1471.46.xxx	4"	2 7/8"	Per Order	Per Order	Per Order	3
1472.36.xxx	6"	2 1/4"	Per Order	Per Order	Per Order	3
1472.46.xxx	6"	2 7/8"	Per Order	Per Order	Per Order	3
1473.36.xxx	8"	2 1/4"	Per Order	Per Order	Per Order	3
1473.46.xxx	8"	2 7/8"	Per Order	Per Order	Per Order	3
1475.36.xxx	10"	2 1/4"	Per Order	Per Order	Per Order	3
1475.46.xxx	10"	2 7/8"	Per Order	Per Order	Per Order	3
1474.36.xxx	12"	2 1/4"	Per Order	Per Order	Per Order	3
1474.46.xxx	12"	2 7/8"	Per Order	Per Order	Per Order	3



Inside Corner 90°  
01471IM / 01472IM / 01473IM



Outside Corner 90°  
01471TM / 01472TM / 01473TM

Product Number	Dimensions			Feet	Per Order		Service Level
	Height	Length	Face		Pieces	Weight/LF	

**Factory Mitered Corner Kits (unassembled) - Infinity Only**

10", and 12" kit contains: Two (2) 12" Straight Trim pieces with mitered corners; three (3) Corner Splices; six (6) Straight Splices.

**Inside Corners 90°**

01475IMxx	10"	1'	3/4"	Per Order	3
01474IMxx	12"	1'	3/4"	Per Order	3

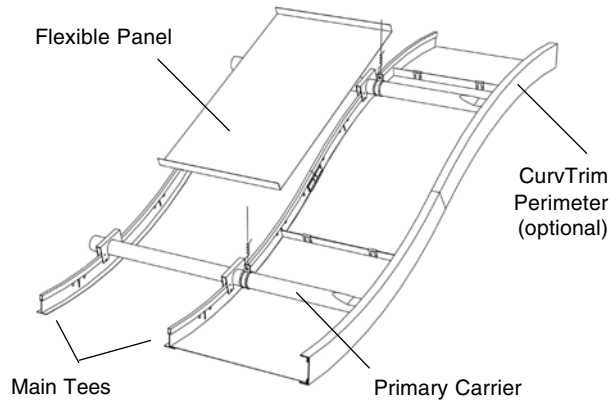
**Outside Corners 90°**

01475TMxx	10"	1'	3/4"	Per Order	3
01474TMxx	10"	1'	3/4"	Per Order	3

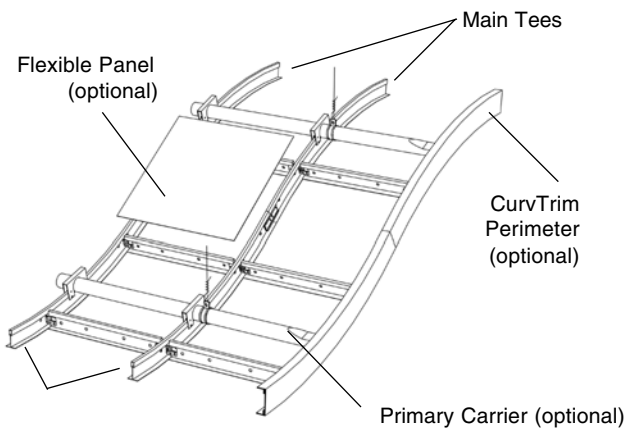
For other Corner Kits, see Quick Ship, pg. 19.



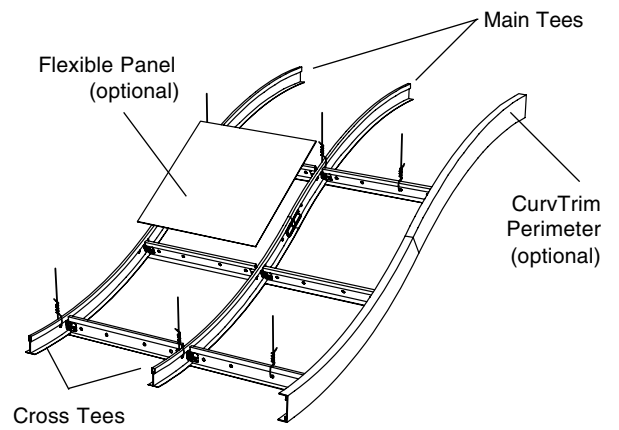
**One-Directional**



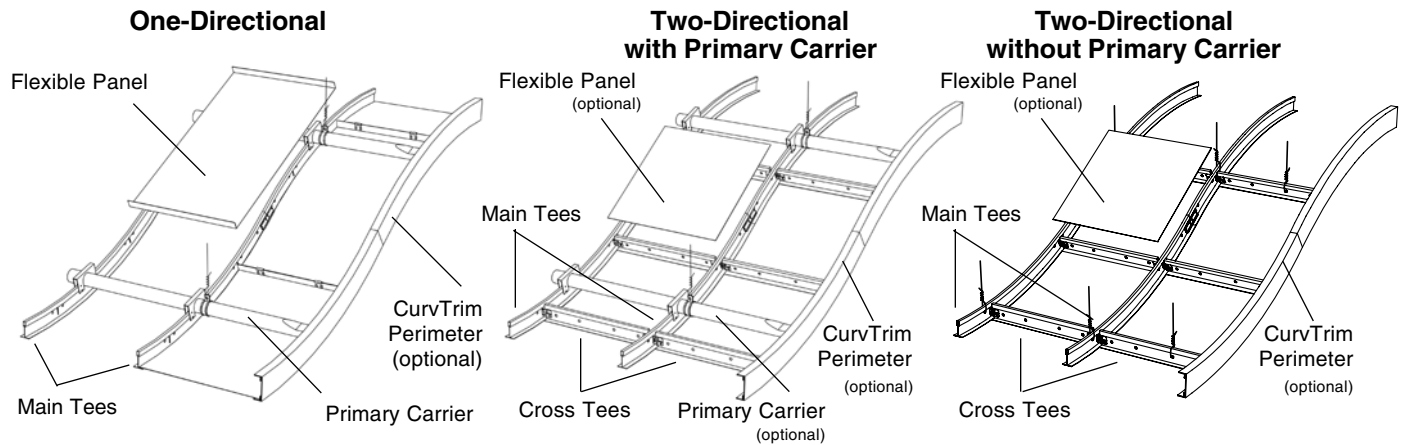
**Two-Directional with Primary Carrier**



**Two-Directional without Primary Carrier**







**Painted Colors and Finishes\***

- 01 White
- 08 Black
- 21 Copper Metallic
- 23 Sandstone
- 44 Satin Silver Metallic
- 379 Gloss White
- 386 Gloss Black
- 431 Whitewash
- 520 Polar White
- 521 Nickel
- 524 Silver
- 527 Champagne Metallic
- 528 Sandstone Metallic
- 529 Nickel Metallic



- 530 Sky Metallic
- 531 Green Metallic
- 533 Copper Penny Metallic
- 534 Natural Metal Metallic
- 535 Classic Gold Metallic
- 536 Brown Metallic
- Other painted color

**Reflective Finishes\*\***

- 371 Preferred Lacquer Mill

**Anodized Finishes\*\***

- 14 Chromecoat
- 16 Brasscoat
- 509 Coppercoat

**MetalWood™ Finishes\*\***

- 650 Maple
- 653 Oak
- 651 Cherry
- 652 Pumpkin Maple
- 654 Karri

**Coordinating Solid Paint Colors to MetalWood™ Finishes\***

- 401 Maple
- 402 Oak
- 403 Cherry
- 404 Pumpkin Maple
- 405 Karri

\* Suspension and panels. Refer to Premium/Other Painted Colors for Pricing and Service.  
 \*\* Panels only (suspension painted)

**Product Notes:**

- System pricing is shown for approximate comparison purposes only. Actual pricing to be by individual component.
- Provide dimensioned reflected ceiling plan and elevation drawing to Chicago Metallic.
- CMC will prepare and issue a CurvGrid layout drawing for approval.
- Standard installation details are included with all orders.
- Custom color matching requires customer color sample or paint manufacturer and color number.
- On one-directional panels, MetalWood™ grain direction is parallel to the length of the panel.

**Service:**

- Service Levels are approximate and represent 1 - 1,999 Sq. Ft.

Quantity	Service Level
2,000 - 4,999	5
5,000 - 9,999	7
10,000+	per order

- Service Level begins after receipt of shop drawing approval.
- Custom color approval samples are available upon request - Service Level 2 weeks.
- Custom colors - Service Level begins after receipt of color approval.

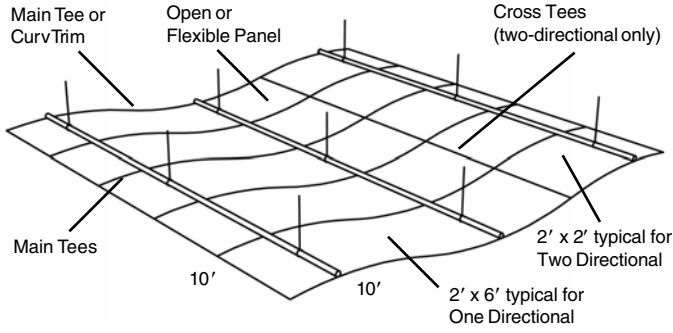
**Sizes:**

Custom sizes - consult CMC Customer Service.

**Colors:**

Custom Colors - Pricing may vary depending on product and size of order.

# CurvGrid™ / CurvTrim™ Estimating / Budget Price Comparisons Curvilinear



Estimating example is based on using a 10' x 10' floating island (100 Sq. Ft.).  
 Project quotations are available. Provide drawings and specifications to CMC Customer Service.

**Option A**  
**CurvGrid Only\***

Primary Carrier at 48"	30 LF
CurvGrid Suspension at 24"	100 Sq. Ft.

**Option B**  
**CurvGrid with CurvTrim perimeter (4 sides of island)\***

Primary Carrier	30 LF
CurvGrid Suspension	100 Sq. Ft.
CurvTrim	40 LF

**Option C**  
**CurvGrid with CurvTrim perimeter and Flexible Panel\***

Primary Carrier	30 LF
CurvGrid Suspension	100 Sq. Ft.
CurvTrim	40 LF
Flexible Panel	100 Sq. Ft.
One-Directional Panel Hold Down Clip (#445)	10 pcs
Two-Directional Panel Hold Down Clip (#63.26.200 or #8886)	80 pcs
Hold Down Insert (437)	40 pcs

\*Hanger wire not included.

CurvGrid Main Tee (convex) Per Order	CurvGrid Main Tee (concave) Per Order	CurvGrid Main Tee (straight) Per Order	CurvGrid Cross Tee Per Order	CurvGrid Main Tee Splice Plate Per Order	
Product Number	Dimensions Module   Height   Face			Packaging	Service Level

**CurvGrid One-Directional Suspension - convex, concave and straight\***

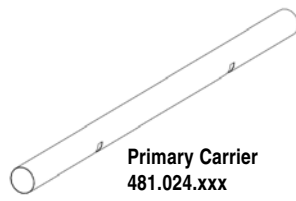
385.00.00.xxx	24" x 72"	1 1/2"	15/16"	Per Order	4
---------------	-----------	--------	--------	-----------	---

\*Includes CurvGrid Main Tees and Splice Plates and Primary Carrier.

**CurvGrid Two-Directional Suspension - convex, concave and straight\*\***

38x.xx.xx.xxx	24" x 24"	1 1/2"	15/16"	Per Order	4
---------------	-----------	--------	--------	-----------	---

\*\*Includes Main Tees, Cross Tees and Splice Plates. Primary Carrier recommended.

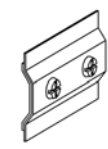


Product Number	Dimensions Diameter	Length	Packaging	Service Level
481.024.xxx	1 1/2"	48"	Per Order	3

**CurvGrid Primary Carrier▼**

481.024.xxx	1 1/2"	Per Order	Per Order	3
-------------	--------	-----------	-----------	---

▼Use for 1- and 2-directional systems. Includes Tube Carrier, Splice, Attachment and Hanger Clips. Price based on 24" CurvGrid spacing and 48" Primary Carrier spacing.



CurvTrim (convex) Per Order	CurvTrim (concave) Per Order	CurvTrim (straight) Per Order	CurvTrim Grid Clip Per Order	Splice Plate Per Order	Corner Splice Plate Per Order
Product Number	Dimensions Length   Height   Face			Packaging	Service Level
29x.xx.xx.xxx	2 1/8"	3/4"	Per Order	4	


**CurvTrim - adder to CurvGrid suspension system price▼▼**

29x.xx.xx.xxx	Per Order	2 1/8"	3/4"	Per Order	4
---------------	-----------	--------	------	-----------	---

▼▼Includes CurvTrim and necessary Splice Plates and Grid Clips.

**NEW!** Standard Perforation Patterns


**D pattern**



98R216L

.098" Diameter holes on  
.216" Straight Centers  
(16.2% open area)


**E pattern**



71R138D

.071" Diameter holes on  
.138" Diagonal Centers  
(20.8% open area)

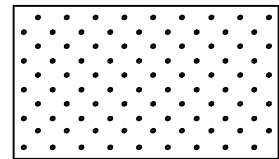
**R pattern**



250S750L

.250" Square holes on  
.750" Straight Centers  
(11.1% open area)

**V pattern**




62R250D

.0625" Diameter holes on  
.250" Diagonal Centers  
(4.9% open area)

**NEW!** Premium Perforation Patterns

See Notes - Adders, page 33


**J pattern**



250R312S

.250" Diameter holes on  
.312" Staggered Centers  
(58.2% open area)

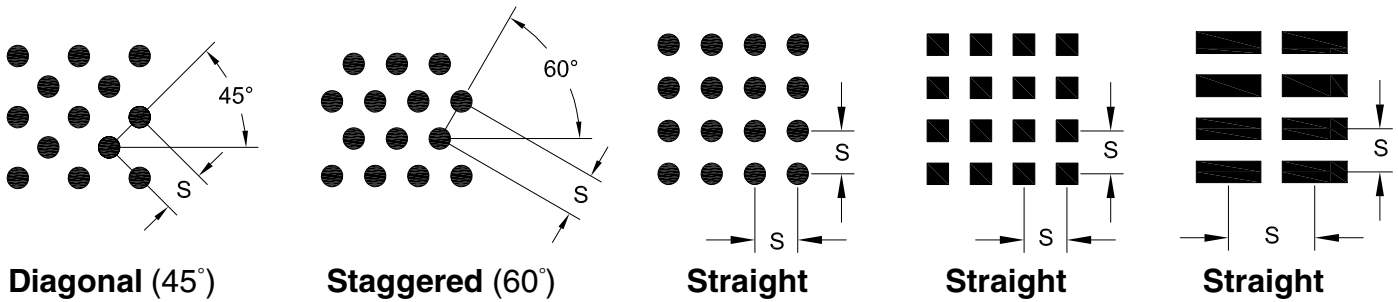
**Q pattern**



562S672L

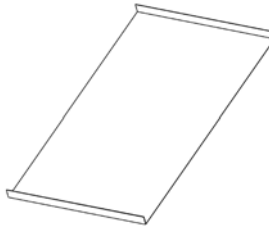
.562" Square holes on  
.672" Straight Centers  
(70% open area)

Special Perforation Patterns



Perforation Pattern	Perforation Code Key	Hole Size	Hole Type	Spacing (S)	Pattern Type	% Open Area
B	60R169L	0.060"	Round	0.120"	Lineal (Straight)	10%
C	Custom	per order	per order	per order	per order	per order
F	71R195L	0.071"	Round	0.195"	Lineal (Straight)	10%
G	125R250L	0.125"	Round	0.250"	Lineal (Straight)	20%
H	125R354D	0.125"	Round	0.354"	Diagonal (45°)	10%
I	188R1000D	0.188"	Round	1.000"	Diagonal (45°)	3%
K	250R354D	0.25	Round	.354"	Diagonal (45°)	39%
L	250R500L	0.25	Round	0.50"	Lineal (Straight)	19%
N	250R750L	0.250"	Round	0.750"	Lineal (Straight)	9%
O	375S1125L	0.375"	Square	1.125"	Lineal (Straight)	11%
P	375R1125L	0.375"	Round	1.125"	Lineal (Straight)	9%
W	562R1312L	0.562"	Round	1.312"	Lineal (Straight)	14%
Y	562S1312L	0.562"	Square	1.312"	Lineal (Straight)	18%
Z	125R500L	0.125"	Round	0.500"	Lineal (Straight)	5%
AA	62R354L	0.062"	Round	0.354"	Lineal (Straight)	3%
AB	125x1000X375L	0.125" x 1.0"	Rectangle	0.375" x 1.250"	Lineal (Straight)	27%
AC	125x1000X750L	0.125" x 1.0"	Rectangle	0.750" x 1.250"	Lineal (Straight)	13%
AD	125x1000X300L	0.125" x 1.0"	Rectangle	0.300" x 1.188"	Lineal (Straight)	35%
AE	125x1000X600L	0.125" x 1.0"	Rectangle	0.600" x 1.188"	Lineal (Straight)	18%
AF	375R974S	0.375"	Round	0.974"	Staggered (60°)	40%
AG	312R750D	0.312"	Round	0.750"	Diagonal (45°)	14%
AH	750S1250L	0.750"	Square	1.250"	Lineal (Straight)	36%
AI	250R413S	0.250"	Round	0.413"	Staggered (60°)	28%

- See Product Notes/Adders on page 33 for pricing.
- For Service Levels consult CMC Customer Service.
- Custom perforations will be quoted on a per project basis. Provide requirements to CMC Customer Service.



Metal Panel  
One Directional  
56.32.26

CurvGrid™ Flexible Metal Panels / One-Directional

Product Number	Panel Size	Colors	Packaging			Service Level
			Sq. Ft.	Pieces	Weight	

**Metal Panels - 0.032" Aluminum**

**One Directional - Solid\***

59.32.26X.001X	24" x 72"	01 White	120	10	45	3
59.32.26X.044X	24" x 72"	44 Satin Silver Metallic	120	10	45	3
59.32.26X.xxxX	24" x 72"	Other Colors	120	10	45	4
59.32.26X.xxxX	24" x 72"	Reflective/Anodized	120	10	45	4
59.32.26X.xxxX	24" x 72"	MetalWood™ Finishes**	120	10	45	4

**One Directional - Standard Perforation (D, E, R, V)\***

59.32.26xx.001X	24" x 72"	01 White	120	10	45	3
59.32.26xx.044X	24" x 72"	44 Satin Silver Metallic	120	10	45	3
59.32.26xx.xxxX	24" x 72"	Other Colors	120	10	45	4
59.32.26xx.xxxX	24" x 72"	Reflective/Anodized	120	10	45	4
59.32.26xx.xxxX	24" x 72"	MetalWood™ Finishes**	120	10	45	4

**One Directional - Premium Perforation (J, Q)\***

59.32.26xx.001X	24" x 72"	01 White	120	10	45	3
59.32.26xx.044X	24" x 72"	44 Satin Silver Metallic	120	10	45	3
59.32.26xx.xxxX	24" x 72"	Other Colors	120	10	45	4
59.32.26xx.xxxX	24" x 72"	Reflective/Anodized	120	10	45	4

**One Directional - Standard Perforation (D, E, R, V)\* with Acoutex Backer**


59.32.26xx.0013	24" x 72"	01 White	120	10	45	3
59.32.26xx.0443	24" x 72"	44 Satin Silver Metallic	120	10	45	3
59.32.26xx.xxx3	24" x 72"	Other Colors	120	10	45	4
59.32.26xx.xxx3	24" x 72"	Reflective/Anodized	120	10	45	4
59.32.26xx.xxx3	24" x 72"	MetalWood™ Finishes**	120	10	45	4

**One Directional - Premium Perforation (J, Q)\* with Acoutex Backer**

59.32.26xx.0013	24" x 72"	01 White	120	10	45	3
59.32.26xx.0443	24" x 72"	44 Satin Silver Metallic	120	10	45	3
59.32.26xx.xxx3	24" x 72"	Other Colors	120	10	45	4
59.32.26xx.xxx3	24" x 72"	Reflective/Anodized	120	10	45	4

\* Price does not include #445 Panel Splice Clips and Hold Down Clips. Two Splice Clips and five Hold Down Clips required per panel. Additional Hold Down Clips may be required.

\*\* MetalWood finishes are bonded onto 0.024" aluminum.



Metal Panel  
Two Directional  
56.32.22

Product Number	Panel Size	Colors	Packaging			Service Level
			Sq. Ft.	Pieces	Weight	

**Metal Panels - 0.032" Aluminum**

**Two Directional - Solid\***

56.32.22X.001X	24" x 24"	01 White	40	10	15	3
56.32.22X.044X	24" x 24"	44 Satin Silver Metallic	40	10	15	3
56.32.22X.xxxX	24" x 24"	Other Colors	40	10	15	4
56.32.22X.xxxX	24" x 24"	Reflective/Anodized	40	10	15	3
56.32.22X.xxxX	24" x 24"	MetalWood™ Finishes**	40	10	15	4

**Two Directional - Standard Perforation (D, E, R, V)\***

56.32.22xx.001X	24" x 24"	01 White	40	10	15	3
56.32.22xx.044X	24" x 24"	44 Satin Silver Metallic	40	10	15	3
56.32.22xx.xxxX	24" x 24"	Other Colors	40	10	15	4
56.32.22xx.xxxX	24" x 24"	Reflective/Anodized	40	10	15	3
56.32.22xx.xxxX	24" x 24"	MetalWood™ Finishes**	40	10	15	4

**Two Directional - Premium Perforation (J, Q)\***

56.32.22xx.001X	24" x 24"	01 White	40	10	15	3
56.32.22xx.044X	24" x 24"	44 Satin Silver Metallic	40	10	15	3
56.32.22xx.xxxX	24" x 24"	Other Colors	40	10	15	4
56.32.22xx.xxxX	24" x 24"	Reflective/Anodized	40	10	15	3

**Two Directional - Standard Perforation (D, E, R, V)\* with Acoutex Backer**


56.32.22xx.0013	24" x 24"	01 White	40	10	15	3
56.32.22xx.0443	24" x 24"	44 Satin Silver Metallic	40	10	15	3
56.32.22xx.xxx3	24" x 24"	Other Colors	40	10	15	4
56.32.22xx.xxx3	24" x 24"	Reflective/Anodized	40	10	15	3
56.32.22xx.xxx3	24" x 24"	MetalWood™ Finishes**	40	10	15	4

**Two Directional - Premium Perforation (J, Q)\* with Acoutex Backer**

56.32.22xx.0013	24" x 24"	01 White	40	10	15	3
56.32.22xx.0443	24" x 24"	44 Satin Silver Metallic	40	10	15	3
56.32.22xx.xxx3	24" x 24"	Other Colors	40	10	15	4
56.32.22xx.xxx3	24" x 24"	Reflective/Anodized	40	10	15	3

\* Price does not include hold down clips. Four hold down clips recommended per panel. Additional hold down clips may be required.

\*\* MetalWood finishes are bonded onto 0.024" aluminum.



<b>Lattice</b> 8925.379F-8925.014F	<b>Expanded-Louver</b> 8953.014-8953.020 8953.016-8953.xxx	<b>Expanded-Sheer</b> 8954.014-8954.020 8954.016-8954.xxx	<b>Wire Mesh</b> 8926.015-8926.016	<b>Translucent</b> 8927.000
---------------------------------------	--	---	---------------------------------------	--------------------------------

Product Number	Panel Size	Description	Packaging			Service Level
			Sq. Ft.	Pieces	Weight	

**Lattice Panels - Two Directional\***

**0.032" Expanded Metal Bonded to 0.25" Acoustical and Fire-Resistant Melamine Foam Backer**

8925.044F	24" x 24"	44 Satin Silver Metallic/Light Gray	40	10	20	3
8925.014F	24" x 24"	14 Chromecoat/Light Gray	40	10	20	3

**Expanded Metal Panels\***

**0.032" Aluminum - Louver**

8953.014	24" x 24"	14 Chromecoat Anodized	40	10	15	3
8953.020	24" x 24"	20 Gunmetal Anodized	40	10	15	3
8953.016	24" x 24"	16 Brasscoat Anodized	40	10	15	3
8953.xxx	24" x 24"	Painted Color	40	10	15	3

**0.032" Aluminum - Sheer**

8954.014	24" x 24"	14 Chromecoat Anodized	40	10	15	3
8954.020	24" x 24"	20 Gunmetal Anodized	40	10	15	3
8954.016	24" x 24"	16 Brasscoat Anodized	40	10	15	3
8954.xxx	24" x 24"	Painted Color	40	10	15	3

**Wire Mesh Panels - Two Directional\*▼**

**0.023" Stainless Steel**

8926.015	24" x 24"	600 Stainless Steel 2B	40	10	20	3
----------	-----------	------------------------	----	----	----	---

**0.023" Brass**

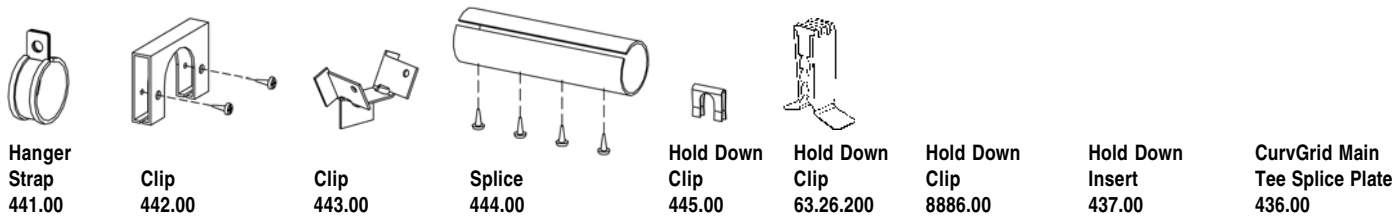
8926.016	24" x 24"	16 Brasscoat	40	10	20	3
----------	-----------	--------------	----	----	----	---

**Fiber Reinforced Plastic Panels - Two Directional\***

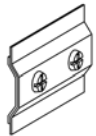
**0.060" Translucent**

8927.000	24" x 24"	00 Clear Translucent	40	10	20	3
----------	-----------	----------------------	----	----	----	---

\* Price does not include hold down clips. Four hold down clips recommended per panel. Additional hold down clips may be required.  
 N Stainless steel and brass wire mesh panels are made from natural metal and are not subject to return for color variation or visible sagging (pillowing) when installed.



<b>Hanger Strap</b> 441.00	<b>Clip</b> 442.00	<b>Clip</b> 443.00	<b>Splice</b> 444.00	<b>Hold Down Clip</b> 445.00	<b>Hold Down Clip</b> 63.26.200	<b>Hold Down Clip</b> 8886.00	<b>Hold Down Insert</b> 437.00	<b>CurvGrid Main Tee Splice Plate</b> 436.00
-------------------------------	-----------------------	-----------------------	-------------------------	---------------------------------	------------------------------------	----------------------------------	-----------------------------------	---



**CurvTrim Splice Plate**  
434.00



**Outside Corner Splice Plate**  
429.00



**Inside Corner Splice Plate**  
417.00



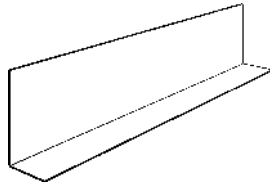
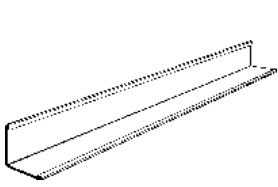
**Grid Attachment Clip**  
433.00



**Grid Attachment Clip**  
430.00

**Adapter Tee**  
384.00.00.001

Product Number	Description	Packaging		Service Level
		Feet	Pieces Weight	
<b>Hanger Strap - Primary Carrier to Hanger Wire</b>				
441.00	Black-one per Hanger Wire location		Per Order	0
<b>Clip - Primary Carrier to CurvGrid</b>				
442.00	Unpainted-includes (2) fasteners		Per Order	0
<b>Clip - Primary Carrier to CurvTrim</b>				
443.00	Unpainted-includes (1) fastener		Per Order	0
<b>Splice - Primary Carrier to Primary Carrier</b>				
444.00	Unpainted-includes 4 fasteners		Per Order	0
<b>Hold Down Clip - One-directional Panel to Panel</b>				
445.00	Unpainted-2 per panel/end-to-end connection		Per Order	0
<b>Hold Down Clips - Two-directional Panel to CurvGrid</b>				
63.26.200	Black - 4 per panel		Per Order	0
8886	Clear - 4 per panel		100	0
<b>Hold Down Insert - Metal Panel to CurvTrim</b>				
437.00	1 per lf along CurvTrim		Per Order	0
<b>Splice Plates</b>				
436.00	Joins CurvGrid Main Tees together		Per Order	0
434.00	Joins CurvTrim together		Per Order	0
429.00	Joins CurvTrim at outside corners		Per Order	0
417.00	Joins CurvTrim at inside corners		Per Order	0
<b>Grid Attachment Clips - CurvGrid to CurvTrim</b>				
433.00	For factory-cut Tees		Per Order	0
430.00	For field-cut Tees (2 components)		Per Order	0
<b>Adapter Tee - CM Main Tee to CurvGrid Main Tee</b>				
384.00.00.001	9" x 1 1/2"		Per Order	3



Wall Angle  
38.90.124

Wall Angle  
C3209

Hanger Wire  
96CTL144

Poly-Wrapped Acoustical Pads  
58.01.059.008-58.01.064.008-  
58.01.260.008-58.01.261.008

CurvGrid™ Accessories

Product Number	Dimensions			Colors	Packaging			Service Level
	Length	Height	Face		LF	Pieces	Weight	

**Wall Angle – Finish One Side – Aluminum with Hemmed Edges**

38.90.124.xxx	12'	3/4"	15/16"	01 White/08 Black/44 Satin Silver Metallic	120	10	10	1
38.90.124.xxx	12'	3/4"	15/16"	Other Painted Colors	120	10	10	3

Product Number	Dimensions			Colors	Weight		Service Level
	Length	Height	Face		Per Piece		

**Wall Angle – Painted Both Sides**

C3209.xxx	10'	2"	1"	01 White/08 Black/44 Satin Silver Metallic	2	2
C3209.xxx	10'	2"	1"	Other Painted Colors	2	3

Product Number	Description	Packaging			Service Level
		Feet	Pieces	Weight	

**Hanger Wire**

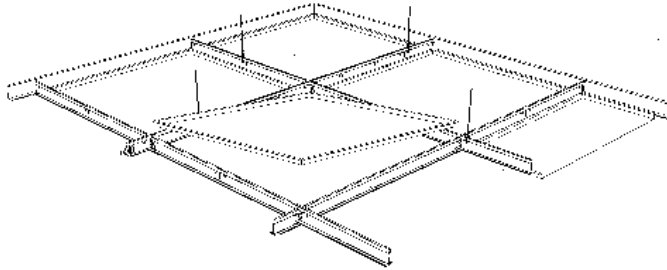
96CTL144	12', bundled	-	-	50	0
----------	--------------	---	---	----	---

Product Number	Panel Size	Description	Weight		Service Level
			Per Piece		

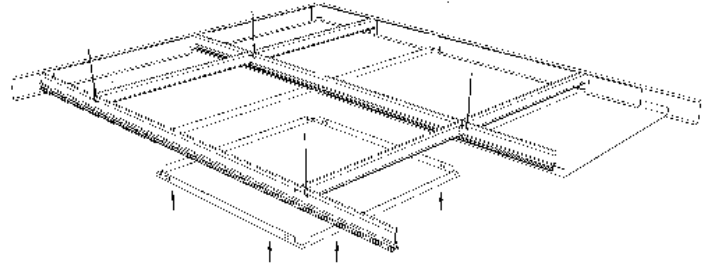
**Poly-Wrapped Acoustical Pads**

58.01.059.008	24" x 24"	1" x 1 lb.	0.50	2
58.01.260.008	24" x 72"	1" x 1 lb.	1.50	6
58.01.064.008	24" x 24"	1 1/2" x 1 lb.	0.75	2
58.01.261.008	24" x 72"	1 1/2" x 1 lb.	2.25	6

Lay-in



Snap-in



**Standard Painted Colors**

- 01 White
- 44 Satin Silver Metallic

**Premium Painted Colors**

- 08 Black
- 21 Copper Metallic
- 23 Sandstone
- 379 Gloss White
- 386 Gloss Black
- 431 Whitewash
- 520 Polar White
- 521 Nickel



- 524 Silver
- 527 Champagne Metallic
- 528 Sandstone Metallic
- 529 Nickel Metallic
- 530 Sky Metallic
- 531 Green Metallic
- 533 Copper Penny Metallic
- 534 Natural Metal Metallic
- 535 Classic Gold Metallic
- Other painted color

**Reflective Finish**

- 371 Preferred Lacquer Mill

**Stainless Steel**

- 600 2B

**Anodized Finishes**

- 14 Chromecoat
- 16 Brasscoat
- 504 Satin\*
- 509 Coppercoat

\* Panels only.

**MetalWood™ Finishes (Panels Only)**

- 650 Maple
- 653 Oak
- 651 Cherry
- 652 Pumpkin Maple
- 654 Karri

**Coordinating Solid Paint Colors to MetalWood™ Finishes**

- 401 Maple
- 402 Oak
- 403 Cherry
- 404 Pumpkin Maple
- 405 Karri

**Product Notes:**

- 01 White and 44 Satin Silver Metallic panels are made from metal painted prior to fabrication.
- Premium painted panels may be painted after fabrication.
- Stainless Steel 2B available non-perforated only.
- Custom color matching requires customer color sample or paint manufacturer and color number.
- Custom Colors - Pricing Service Level may vary depending on product and size of order.
- Standard panels are suitable for interior applications.
- **Orders for Snap-in 2' x 2' exterior applications must be identified at time of order.**
- **Snap-in panel installations utilizing UL 580 Class 30 exterior soffit system require components identified in U.L. listing** (See pages 88 and 90).
- **Exterior soffit design and engineering is customer's responsibility.**
- Buyer must consult with an engineer to evaluate the suitability of the system for the intended application.
- MetalWood™ finishes are bonded to 0.024" aluminum and suitable for interior applications.
- On Snap-in panels, MetalWood™ grain direction is perpendicular to the Snap-bar carrier.
- Snap-in panels (24" x 48") are installed into carrier along the panel short side.

**Service:**


- Service Levels represent 1 - 2,499 Sq. Ft.

Quantity	Service Level Standard Colors - 24" x 24" Panels		
	Solid	Standard Perforated	Standard Perforated with Acoutex
2,500 - 4,999	3	4	4
5,000 - 19,999	4	6	6
20,000 - 49,999	6	8	8
50,000 - 100,000	8	10	10

- Custom color approval samples are available upon request - Service Level 2 weeks.
- Custom Colors - Service Level begins after receipt of color approval.
- Special perforation patterns: Provide pattern, panel type, quantity and finish to CMC Customer Service.

**NEW!** Standard Perforation Patterns


**D pattern**



**98R216L**

.098" Diameter holes on  
.216" Straight Centers  
(16.2% open area)


**E pattern**



**71R138D**

.071" Diameter holes on  
.138" Diagonal Centers  
(20.8% open area)

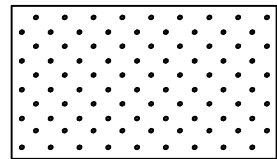
**R pattern**



**250S750L**

.250" Square holes on  
.750" Straight Centers  
(11.1% open area)

**V pattern**




**62R250D**

.0625" Diameter holes on  
.250" Diagonal Centers  
(4.9% open area)

**NEW!** Premium Perforation Patterns


**J pattern**



**250R312S**

.250" Diameter holes on  
.312" Staggered Centers  
(58.2% open area)

**Q pattern**

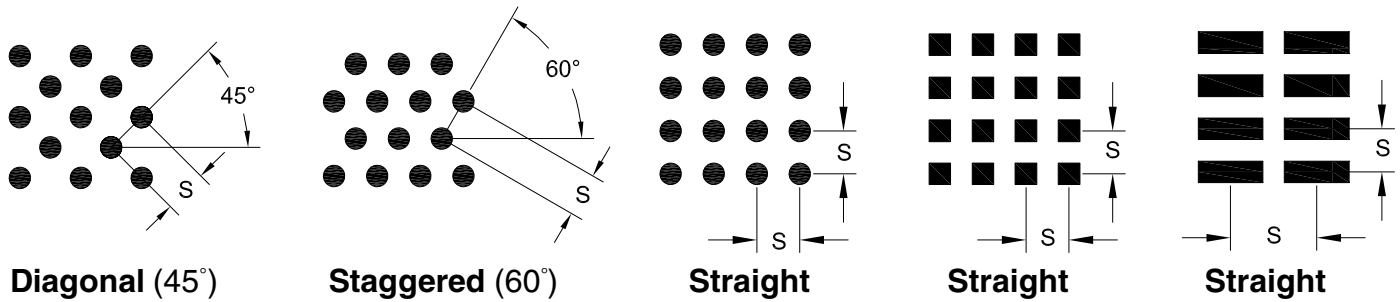


**562S672L**

.562" Square holes on  
.672" Straight Centers  
(70% open area)

Planostile™ Standard/Premium Panel Perforations

Special Perforation Patterns



Perforation Pattern	Perforation Code Key	Hole Size	Hole Type	Spacing (S)	Pattern Type	% Open Area
B	60R169L	0.060"	Round	0.120"	Lineal (Straight)	10%
C	Custom	per order	per order	per order	per order	per order
F	71R195L	0.071"	Round	0.195"	Lineal (Straight)	10%
G	125R250L	0.125"	Round	0.250"	Lineal (Straight)	20%
H	125R354D	0.125"	Round	0.354"	Diagonal (45°)	10%
I	188R1000D	0.188"	Round	1.000"	Diagonal (45°)	3%
K	250R354D	0.25	Round	.354"	Diagonal (45°)	39%
L	250R500L	0.25	Round	0.50"	Lineal (Straight)	19%
N	250R750L	0.250"	Round	0.750"	Lineal (Straight)	9%
O	375S1125L	0.375"	Square	1.125"	Lineal (Straight)	11%
P	375R1125L	0.375"	Round	1.125"	Lineal (Straight)	9%
W	562R1312L	0.562"	Round	1.312"	Lineal (Straight)	14%
Y	562S1312L	0.562"	Square	1.312"	Lineal (Straight)	18%
Z	125R500L	0.125"	Round	0.500"	Lineal (Straight)	5%
AA	62R354L	0.062"	Round	0.354"	Lineal (Straight)	3%
AB	125x1000X375L	0.125" x 1.0"	Rectangle	0.375" x 1.250"	Lineal (Straight)	27%
AC	125x1000X750L	0.125" x 1.0"	Rectangle	0.750" x 1.250"	Lineal (Straight)	13%
AD	125x1000X300L	0.125" x 1.0"	Rectangle	0.300" x 1.188"	Lineal (Straight)	35%
AE	125x1000X600L	0.125" x 1.0"	Rectangle	0.600" x 1.188"	Lineal (Straight)	18%
AF	375R974S	0.375"	Round	0.974"	Staggered (60°)	40%
AG	312R750D	0.312"	Round	0.750"	Diagonal (45°)	14%
AH	750S1250L	0.750"	Square	1.250"	Lineal (Straight)	36%
AI	250R413S	0.250"	Round	0.413"	Staggered (60°)	28%

Note: Border is measured from edge of hole to edge of grid.

- For Service Levels on Special Perforation Patterns - consult CMC Customer Service.
- See Pricing on Special Perforation Patterns, see Adders, page 33.
- Custom perforations will be quoted on a per project basis. Provide requirements to CMC Customer Service.

**Estimator Guide**

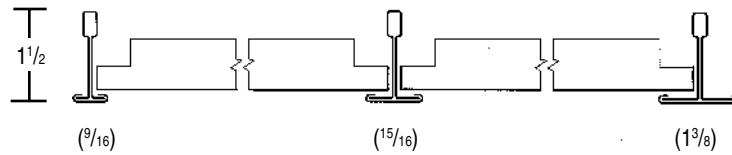
Assumes continuous interior area. Perimeter treatments and other components not included.

System	Product	Unit of Measure	Qty per Sq. Ft.	Sq. Ft. per Product
24" x 24" Lay-in	Suspension - Main Tee @ 48"	LF	0.25	–
	Suspension - 4' Cross Tee @ 24"	LF	0.50	–
	Suspension - 2' Cross Tee @ 48"	LF	0.25	–
	Panel - 24" x 24"	Pc	0.25	4.00
24" x 48" Lay-in	Suspension - Main Tee @ 48"	LF	0.25	–
	Suspension - 4' Cross Tee @ 24"	LF	0.50	–
	Panel - 24" x 48"	Pc	0.125	8.00
20" x 60" Lay-in	Suspension - Main Tee @ 60"	LF	0.60	–
	Suspension - 60" Cross Tee @ 20"	LF	0.20	–
	Panel - 20" x 60"	Pc	0.120	8.33
24" x 24" Snap-in	Suspension - Snap Bar @ 24"	LF	0.50	–
	Suspension - 2' Cross Tee @ 48"	LF	0.25	–
	Panel - 24" x 24"	Pc	0.250	4.00
24" x 48" Snap-in	Suspension - Snap Bar @ 48"	LF	0.50	–
	Suspension - 4' Cross Tee @ 48"	LF	0.25	–
	Panel - 24" x 48"	Pc	0.125	8.00
20" x 60" Snap-in	Suspension - Snap Bar @ 60"	LF	0.20	–
	Suspension - 60" Cross Tee @ 48"	LF	0.25	–
	Panel - 20" x 60"	Pc	0.120	8.33



Planostile™

Lay-in Square Edge (MF)



Product Number	Panel Size	Colors	Packaging		Weight	Service Level
			Sq. Ft.	Pieces		

Lay-in Square Edge — for 9/16", 15/16", 1 3/8" Grid

0.024" Electrogalvanized Steel

Solid

MF463xxxxX	24" x 24"	01 White/44 Satin Silver Metallic	64	16	3.5	2
MF463xxxxX	24" x 24"	Premium Painted Colors < 20,000 Sq Ft	64	16	3.5	4
MF463xxxxX	24" x 24"	Premium Painted Colors > 20,000 Sq Ft	64	16	3.5	8
MF483xxxxX	24" x 48"	01 White/44 Satin Silver Metallic	*	*	8	4
MF483xxxxX	24" x 48"	Premium Painted Colors < 20,000 Sq Ft	*	*	8	6
MF483xxxxX	24" x 48"	Premium Painted Colors > 20,000 Sq Ft	*	*	8	8
MF263xxxxX	20" x 60"	01 White/44 Satin Silver Metallic	*	*	10	4
MF263xxxxX	20" x 60"	Premium Painted Colors < 20,000 Sq Ft	*	*	10	6
MF263xxxxX	20" x 60"	Premium Painted Colors > 20,000 Sq Ft	*	*	10	8

Standard Perforation (D, E, R, V)

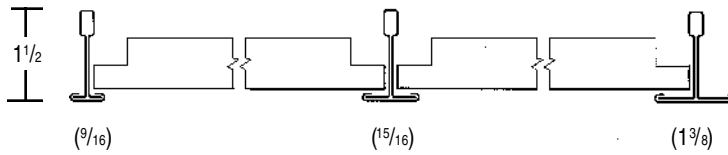
MF463xxxxX	24" x 24"	01 White/44 Satin Silver Metallic	64	16	3.5	3
MF463xxxxX	24" x 24"	Premium Painted Colors < 20,000 Sq Ft	64	16	3.5	6
MF463xxxxX	24" x 24"	Premium Painted Colors > 20,000 Sq Ft	64	16	3.5	8
MF483xxxxX	24" x 48"	01 White/44 Satin Silver Metallic	*	*	8	4
MF483xxxxX	24" x 48"	Premium Painted Colors < 20,000 Sq Ft	*	*	8	6
MF483xxxxX	24" x 48"	Premium Painted Colors > 20,000 Sq Ft	*	*	8	8
MF263xxxxX	20" x 60"	01 White/44 Satin Silver Metallic	*	*	10	4
MF263xxxxX	20" x 60"	Premium Painted Colors < 20,000 Sq Ft	*	*	10	6
MF263xxxxX	20" x 60"	Premium Painted Colors > 20,000 Sq Ft	*	*	10	8

Premium Perforation (J, Q)

MF463xxxxX	24" x 24"	01 White/44 Satin Silver Metallic	64	16	3.5	3
MF463xxxxX	24" x 24"	Premium Painted Colors	64	16	3.5	5
MF483xxxxX	24" x 48"	01 White/44 Satin Silver Metallic	*	*	8	5
MF483xxxxX	24" x 48"	Premium Painted Colors	*	*	8	6
MF263xxxxX	20" x 60"	01 White/44 Satin Silver Metallic	*	*	10	5
MF263xxxxX	20" x 60"	Premium Painted Colors	*	*	10	6

\* Per Order

Lay-in Square Edge (MF/AMC)



Planostile™ Lay-in Panels

Product Number	Panel Size	Colors	Packaging		Weight	Service Level
			Sq. Ft.	Pieces		

**Lay-in Square Edge — for 9/16", 15/16", 1 3/8" Grid**

**0.024" Electrogalvanized Steel  
Standard Perforation (D, E, R, V) with Acoutex Backer**

MF463xxxx3	24" x 24"	01 White/44 Satin Silver Metallic	64	16	3.5	3
MF463xxxx3	24" x 24"	Premium Painted Colors < 20,000 Sq Ft	64	16	3.5	6
MF463xxxx3	24" x 24"	Premium Painted Colors > 20,000 Sq Ft	64	16	3.5	8
MF483xxxx3	24" x 48"	01 White/44 Satin Silver Metallic	*	*	8	4
MF483xxxx3	24" x 48"	Premium Painted Colors < 20,000 Sq Ft	*	*	8	6
MF483xxxx3	24" x 48"	Premium Painted Colors > 20,000 Sq Ft	*	*	8	8
MF263xxxx3	20" x 60"	01 White/44 Satin Silver Metallic	*	*	10	4
MF263xxxx3	20" x 60"	Premium Painted Colors < 20,000 Sq Ft	*	*	10	6
MF263xxxx3	20" x 60"	Premium Painted Colors > 20,000 Sq Ft	*	*	10	8

**Premium Perforation (J, Q) with Acoutex Backer**

MF463xxxx3	24" x 24"	01 White/44 Satin Silver Metallic	64	16	3.5	4
MF463xxxx3	24" x 24"	Premium Painted Colors	64	16	3.5	6
MF483xxxx3	24" x 48"	01 White/44 Satin Silver Metallic	*	*	8	6
MF483xxxx3	24" x 48"	Premium Painted Colors	*	*	8	7
MF263xxxx3	20" x 60"	01 White/44 Satin Silver Metallic	*	*	10	6
MF263xxxx3	20" x 60"	Premium Painted Colors	*	*	10	7

**0.024" Stainless Steel**

**Solid Only**

MF463XO2BX	24" x 24"	600 Stainless Steel 2B	64	16	32	2
------------	-----------	------------------------	----	----	----	---

\* Per Order

Product Number	Panel Size	Colors	Packaging		Weight	Service Level
			Sq. Ft.	Pieces		

**Lay-in Square Edge — for 9/16", 15/16", 13/8" Grid**

**0.032" Aluminum Solid**

AMF463XxxxX	24" x 24"	01 White/44 Satin Silver Metallic	64	16	2	2
AMF463XxxxX	24" x 24"	Premium Painted Colors < 5,000 Sq Ft	64	16	2	4
AMF463XxxxX	24" x 24"	Premium Painted Colors > 5,000 Sq Ft	64	16	2	6
AMF463X371X	24" x 24"	371 Preferred Lacquer Mill	64	16	2	2
AMF463XxxxX	24" x 24"	Anodized Finishes	64	16	2	2
AMF463XxxxX	24" x 24"	MetalWood™ Finishes**	64	16	2	4
AMF483XxxxX	24" x 48"	01 White/44 Satin Silver Metallic	*	*	4.5	4
AMF483XxxxX	24" x 48"	Premium Painted Colors < 5,000 Sq Ft	*	*	4.5	6
AMF483XxxxX	24" x 48"	Premium Painted Colors > 5,000 Sq Ft	*	*	4.5	8
AMF483X371X	24" x 48"	371 Preferred Lacquer Mill	*	*	4.5	4
AMF483XxxxX	24" x 48"	Anodized Finishes	*	*	4.5	4
AMF483XxxxX	24" x 48"	MetalWood™ Finishes**	*	*	4.5	6
AMF263XxxxX	20" x 60"	01 White/44 Satin Silver Metallic	*	*	4.5	4
AMF263XxxxX	20" x 60"	Premium Painted Colors < 5,000 Sq Ft	*	*	5.5	6
AMF263XxxxX	20" x 60"	Premium Painted Colors > 5,000 Sq Ft	*	*	5.5	8
AMF263X371X	20" x 60"	371 Preferred Lacquer Mill	*	*	5.5	4
AMF263XxxxX	20" x 60"	Anodized Finishes	*	*	5.5	4
AMF263XxxxX	20" x 60"	MetalWood™ Finishes**	*	*	5.5	6

**Standard Perforation (D, E, R, V)**

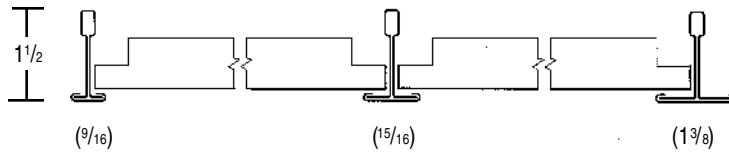
AMF463xxxxX	24" x 24"	01 White/44 Satin Silver Metallic	64	16	2	2
AMF463xxxxX	24" x 24"	Premium Painted Colors < 5,000 Sq Ft	64	16	2	6
AMF463xxxxX	24" x 24"	Premium Painted Colors > 5,000 Sq Ft	64	16	2	8
AMF463x371X	24" x 24"	371 Preferred Lacquer Mill	64	16	2	2
AMF463xxxxX	24" x 24"	Anodized Finishes	64	16	2	2
AMF463xxxxX	24" x 24"	MetalWood™ Finishes**	64	16	2	4
AMF483xxxxX	24" x 48"	01 White/44 Satin Silver Metallic	*	*	4.5	4
AMF483xxxxX	24" x 48"	Premium Painted Colors < 5,000 Sq Ft	*	*	4.5	6
AMF483xxxxX	24" x 48"	Premium Painted Colors > 5,000 Sq Ft	*	*	4.5	8
AMF483x371X	24" x 48"	371 Preferred Lacquer Mill	*	*	4.5	4
AMF483xxxxX	24" x 48"	Anodized Finishes	*	*	4.5	4
AMF483xxxxX	24" x 48"	MetalWood™ Finishes**	*	*	4.5	4

\* Per Order

\*\* MetalWood finishes are bonded onto 0.024" aluminum.

*Standard Perforated continued on next page*

Lay-in Square Edge (AMF)



Planostile™ Lay-in Panels

Product Number	Panel Size	Colors	Packaging		Weight	Service Level
			Sq. Ft.	Pieces		

**Lay-in Square Edge — for 9/16", 15/16", 1 3/8" Grid**

**Standard Perforation (D, E, R, V) (continued from previous page)**

AMF263xxxxX	20" x 60"	01 White/44 Satin Silver Metallic	*	*	5.5	4
AMF263xxxxX	20" x 60"	Premium Painted Colors < 5,000 Sq Ft	*	*	5.5	6
AMF263xxxxX	20" x 60"	Premium Painted Colors > 5,000 Sq Ft	*	*	5.5	8
AMF263x371X	20" x 60"	371 Preferred Lacquer Mill	*	*	5.5	4
AMF263xxxxX	20" x 60"	Anodized Finishes	*	*	5.5	4
AMF263xxxxX	20" x 60"	MetalWood™ Finishes**	*	*	5.5	6

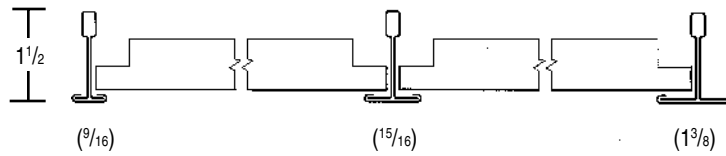
**Premium Perforation (J, Q)**

AMF463xxxxX	24" x 24"	01 White/44 Satin Silver Metallic	64	16	2	4
AMF463xxxxX	24" x 24"	Premium Painted Colors	64	16	2	7
AMF463x371X	24" x 24"	371 Preferred Lacquer Mill	64	16	2	3
AMF463xxxxX	24" x 24"	Anodized Finishes	64	16	2	3
AMF463xxxxX	24" x 24"	MetalWood™ Finishes**	64	16	2	5
AMF483xxxxX	24" x 48"	01 White/44 Satin Silver Metallic	*	*	4.5	5
AMF483xxxxX	24" x 48"	Premium Painted Colors	*	*	4.5	7
AMF483x371X	24" x 48"	371 Preferred Lacquer Mill	*	*	4.5	5
AMF483xxxxX	24" x 48"	Anodized Finishes	*	*	4.5	5
AMF483xxxxX	24" x 48"	MetalWood™ Finishes**	*	*	4.5	7
AMF263xxxxX	20" x 60"	01 White/44 Satin Silver Metallic	*	*	5.5	5
AMF263xxxxX	20" x 60"	Premium Painted Colors	*	*	5.5	7
AMF263x371X	20" x 60"	371 Preferred Lacquer Mill	*	*	5.5	5
AMF263xxxxX	20" x 60"	Anodized Finishes	*	*	5.5	5
AMF263xxxxX	20" x 60"	MetalWood™ Finishes**	*	*	5.5	7

\* Per Order

\*\* MetalWood finishes are bonded onto 0.024" aluminum.

Lay-in Square Edge (AMF)



Planostile™ Lay-in Panels

Product Number	Panel Size	Colors	Packaging		Weight	Service Level
			Sq. Ft.	Pieces		

**Lay-in Square Edge — for 9/16", 15/16", 13/8" Grid**

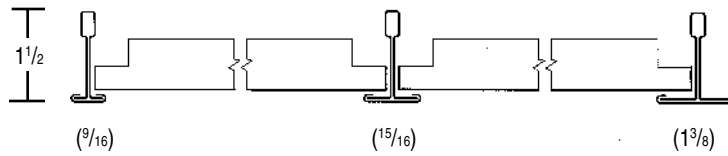
**0.032" Aluminum  
Standard Perforation (D, E, R, V) with Acoutex Backer**

AMF463xxxx3	24" x 24"	01 White/44 Satin Silver Metallic	64	16	2	3
AMF463xxxx3	24" x 24"	Premium Painted Colors < 5,000 Sq Ft	64	16	2	6
AMF463xxxx3	24" x 24"	Premium Painted Colors > 5,000 Sq Ft	64	16	2	8
AMF463x3713	24" x 24"	371 Preferred Lacquer Mill	64	16	2	2
AMF463xxxx3	24" x 24"	Anodized Finishes	64	16	2	2
AMF463xxxx3	24" x 24"	MetalWood™ Finishes**	64	16	2	4
AMF483xxxx3	24" x 48"	01 White/44 Satin Silver Metallic	*	*	4.5	4
AMF483xxxx3	24" x 48"	Premium Painted Colors < 5,000 Sq Ft	*	*	4.5	6
AMF483xxxx3	24" x 48"	Premium Painted Colors > 5,000 Sq Ft	*	*	4.5	8
AMF483x3713	24" x 48"	371 Preferred Lacquer Mill	*	*	4.5	4
AMF483xxxx3	24" x 48"	Anodized Finishes	*	*	4.5	4
AMF483xxxx3	24" x 48"	MetalWood™ Finishes**	*	*	4.5	6
AMF263xxxx3	20" x 60"	01 White/44 Satin Silver Metallic	*	*	5.5	4
AMF263xxxx3	20" x 60"	Premium Painted Colors < 5,000 Sq Ft	*	*	5.5	6
AMF263xxxx3	20" x 60"	Premium Painted Colors > 5,000 Sq Ft	*	*	5.5	8
AMF263x3713	20" x 60"	371 Preferred Lacquer Mill	*	*	5.5	4
AMF263xxxx3	20" x 60"	Anodized Finishes	*	*	5.5	4
AMF263xxxx3	20" x 60"	MetalWood™ Finishes**	*	*	5.5	6

\* Per Order

\*\* MetalWood finishes are bonded onto 0.024" aluminum.

Lay-in Square Edge (AMF)



Planostile™ Lay-in Panels

Product Number	Panel Size	Colors	Packaging		Weight	Service Level
			Sq. Ft.	Pieces		

**Lay-in Square Edge — for 9/16", 15/16", 1 3/8" Grid**

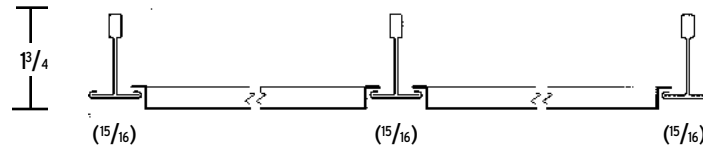
**0.032" Aluminum  
Premium Perforation (J, Q) with Acoutex Backer**

AMF463xxxx3	24" x 24"	01 White/44 Satin Silver Metallic	64	16	2	5
AMF463xxxx3	24" x 24"	Premium Painted Colors	64	16	2	8
AMF463x3713	24" x 24"	371 Preferred Lacquer Mill	64	16	2	4
AMF463xxxx3	24" x 24"	Anodized Finishes	64	16	2	4
AMF463xxxx3	24" x 24"	MetalWood™ Finishes**	64	16	2	6
AMF483xxxx3	24" x 48"	01 White/44 Satin Silver Metallic	*	*	4.5	6
AMF483xxxx3	24" x 48"	Premium Painted Colors	*	*	4.5	8
AMF483x3713	24" x 48"	371 Preferred Lacquer Mill	*	*	4.5	6
AMF483xxxx3	24" x 48"	Anodized Finishes	*	*	4.5	6
AMF483xxxx3	24" x 48"	MetalWood™ Finishes**	*	*	4.5	8
AMF263xxxx3	20" x 60"	01 White/44 Satin Silver Metallic	*	*	5.5	6
AMF263xxxx3	20" x 60"	Premium Painted Colors	*	*	5.5	8
AMF263x3713	20" x 60"	371 Preferred Lacquer Mill	*	*	5.5	6
AMF263xxxx3	20" x 60"	Anodized Finishes	*	*	5.5	6
AMF263xxxx3	20" x 60"	MetalWood™ Finishes**	*	*	5.5	8

\* Per Order

\*\* MetalWood finishes are bonded onto 0.024" aluminum.

Lay-in Reveal Edge (MC)



Product Number	Panel Size	Colors	Packaging		Weight	Service Level
			Sq. Ft.	Pieces		

Lay-in Reveal Edge — for 15/16" Grid

0.024" Electrogalvanized Steel

Solid

MC463XxxxX	24" x 24"	01 White/44 Satin Silver Metallic	64	16	3.5	2
MC463XxxxX	24" x 24"	Premium Painted Colors < 20,000 Sq Ft	64	16	3.5	4
MC463XxxxX	24" x 24"	Premium Painted Colors > 20,000 Sq Ft	64	16	3.5	8
MC483XxxxX	24" x 48"	01 White/44 Satin Silver Metallic	*	*	8	4
MC483XxxxX	24" x 48"	Premium Painted Colors < 20,000 Sq Ft	*	*	8	6
MC483XxxxX	24" x 48"	Premium Painted Colors > 20,000 Sq Ft	*	*	8	8
MC263XxxxX	20" x 60"	01 White/44 Satin Silver Metallic	*	*	10	4
MC263XxxxX	20" x 60"	Premium Painted Colors < 20,000 Sq Ft	*	*	10	6
MC263XxxxX	20" x 60"	Premium Painted Colors > 20,000 Sq Ft	*	*	10	8

Standard Perforation (D, E, R, V)

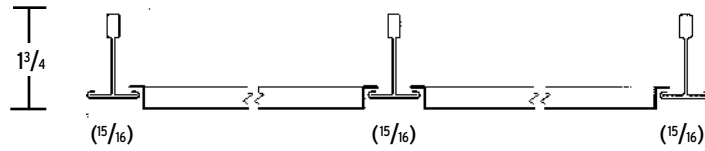
MC463xxxxX	24" x 24"	01 White/44 Satin Silver Metallic	64	16	3.5	3
MC463xxxxX	24" x 24"	Premium Painted Colors < 20,000 Sq Ft	64	16	3.5	6
MC463xxxxX	24" x 24"	Premium Painted Colors > 20,000 Sq Ft	64	16	3.5	8
MC483xxxxX	24" x 48"	01 White/44 Satin Silver Metallic	*	*	8	4
MC483xxxxX	24" x 48"	Premium Painted Colors < 20,000 Sq Ft	*	*	8	6
MC483xxxxX	24" x 48"	Premium Painted Colors > 20,000 Sq Ft	*	*	8	8
MC263xxxxX	20" x 60"	01 White/44 Satin Silver Metallic	*	*	10	4
MC263xxxxX	20" x 60"	Premium Painted Colors < 20,000 Sq Ft	*	*	10	6
MC263xxxxX	20" x 60"	Premium Painted Colors > 20,000 Sq Ft	*	*	10	8

Premium Perforation (J, Q)

MC463xxxxX	24" x 24"	01 White/44 Satin Silver Metallic	64	16	3.5	4
MC463xxxxX	24" x 24"	Premium Painted Colors	64	16	3.5	7
MC483xxxxX	24" x 48"	01 White/44 Satin Silver Metallic	*	*	8	5
MC483xxxxX	24" x 48"	Premium Painted Colors	*	*	8	7
MC263xxxxX	20" x 60"	01 White/44 Satin Silver Metallic	*	*	10	5
MC263xxxxX	20" x 60"	Premium Painted Colors	*	*	10	7

\* Per Order

Lay-in Reveal Edge (MC)



Planostile™ Lay-in Panels

Product Number	Panel Size	Colors	Packaging		Weight	Service Level
			Sq. Ft.	Pieces		

**Lay-in Reveal Edge — for 15/16" Grid**  
**Standard Perforation (D, E, R, V) with Acoutex Backer**

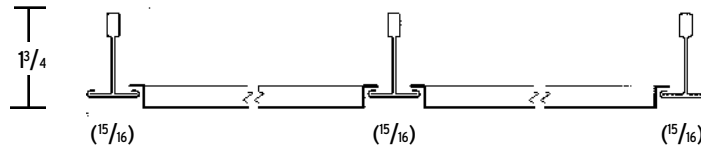
MC463xxxx3	24" x 24"	01 White/44 Satin Silver Metallic	64	16	3.5	3
MC463xxxx3	24" x 24"	Premium Painted Colors < 20,000 Sq Ft	64	16	3.5	6
MC463xxxx3	24" x 24"	Premium Painted Colors > 20,000 Sq Ft	64	16	3.5	8
MC483xxxx3	24" x 48"	01 White/44 Satin Silver Metallic	*	*	8	4
MC483xxxx3	24" x 48"	Premium Painted Colors < 20,000 Sq Ft	*	*	8	6
MC483xxxx3	24" x 48"	Premium Painted Colors > 20,000 Sq Ft	*	*	8	8
MC263xxxx3	20" x 60"	01 White/44 Satin Silver Metallic	*	*	10	4
MC263xxxx3	20" x 60"	Premium Painted Colors < 20,000 Sq Ft	*	*	10	6
MC263xxxx3	20" x 60"	Premium Painted Colors > 20,000 Sq Ft	*	*	10	8

**Premium Perforation (J, Q) with Acoutex Backer**

MC463xxxx3	24" x 24"	01 White/44 Satin Silver Metallic	64	16	3.5	5
MC463xxxx3	24" x 24"	Premium Painted Colors	64	16	3.5	8
MC483xxxx3	24" x 48"	01 White/44 Satin Silver Metallic	*	*	8	6
MC483xxxx3	24" x 48"	Premium Painted Colors	*	*	8	8
MC263xxxx3	20" x 60"	01 White/44 Satin Silver Metallic	*	*	10	6
MC263xxxx3	20" x 60"	Premium Painted Colors	*	*	10	8

\* Per Order

Lay-in Reveal Edge (AMC)



Product Number	Panel Size	Colors	Packaging		Weight	Service Level
			Sq. Ft.	Pieces		

Lay-in Reveal Edge — for 15/16" Grid

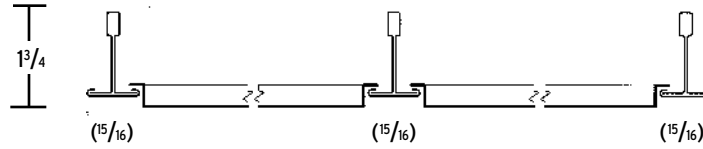
0.032" Aluminum Solid

AMC463XxxxX	24" x 24"	01 White/44 Satin Silver Metallic	64	16	2	2
AMC463XxxxX	24" x 24"	Premium Painted Colors < 5,000 Sq Ft	64	16	2	4
AMC463XxxxX	24" x 24"	Premium Painted Colors > 5,000 Sq Ft	64	16	2	6
AMC463X371X	24" x 24"	371 Preferred Lacquer Mill	64	16	2	2
AMC463XxxxX	24" x 24"	Anodized Finishes	64	16	2	2
AMC463XxxxX	24" x 24"	MetalWood™ Finishes**	64	16	2	4
AMC483XxxxX	24" x 48"	01 White/44 Satin Silver Metallic	*	*	4.5	4
AMC483XxxxX	24" x 48"	Premium Painted Colors < 5,000 Sq Ft	*	*	4.5	6
AMC483XxxxX	24" x 48"	Premium Painted Colors > 5,000 Sq Ft	*	*	4.5	8
AMC483X371X	24" x 48"	371 Preferred Lacquer Mill	*	*	4.5	4
AMC483XxxxX	24" x 48"	Anodized Finishes	*	*	4.5	4
AMC483XxxxX	24" x 48"	MetalWood™ Finishes**	*	*	4.5	6
AMC263XxxxX	20" x 60"	01 White/44 Satin Silver Metallic	*	*	5.5	4
AMC263XxxxX	20" x 60"	Premium Painted Colors < 5,000 Sq Ft	*	*	5.5	6
AMC263XxxxX	20" x 60"	Premium Painted Colors > 5,000 Sq Ft	*	*	5.5	8
AMC263X371X	20" x 60"	371 Preferred Lacquer Mill	*	*	5.5	4
AMC263XxxxX	20" x 60"	Anodized Finishes	*	*	5.5	4
AMC263XxxxX	20" x 60"	MetalWood™ Finishes**	*	*	5.5	6

\* Per Order

\*\* MetalWood finishes are bonded onto 0.024" aluminum.

Lay-in Reveal Edge (AMC)



Planostile™ Lay-in Panels

Product Number	Panel Size	Colors	Packaging		Weight	Service Level
			Sq. Ft.	Pieces		

Lay-in Reveal Edge — for 15/16" Grid

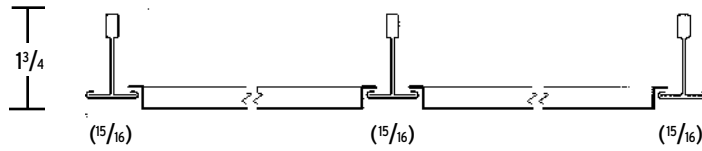
0.032" Aluminum  
Standard Perforation (D, E, R, V)

AMC463xxxxX	24" x 24"	01 White/44 Satin Silver Metallic	64	16	2	3
AMC463xxxxX	24" x 24"	Premium Painted Colors < 5,000 Sq Ft	64	16	2	6
AMC463xxxxX	24" x 24"	Premium Painted Colors > 5,000 Sq Ft	64	16	2	8
AMC463x371X	24" x 24"	371 Preferred Lacquer Mill	64	16	2	3
AMC463xxxxX	24" x 24"	Anodized Finishes	64	16	2	3
AMC463xxxxX	24" x 24"	MetalWood™ Finishes**	64	16	2	4
AMC483xxxxX	24" x 48"	01 White/44 Satin Silver Metallic	128	16	4.5	4
AMC483xxxxX	24" x 48"	Premium Painted Colors < 5,000 Sq Ft	128	16	4.5	6
AMC483xxxxX	24" x 48"	Premium Painted Colors > 5,000 Sq Ft	128	16	4.5	8
AMC483x371X	24" x 48"	371 Preferred Lacquer Mill	128	16	4.5	4
AMC483xxxxX	24" x 48"	Anodized Finishes	128	16	4.5	4
AMC483xxxxX	24" x 48"	MetalWood™ Finishes**	128	16	4.5	6
AMC263xxxxX	20" x 60"	01 White/44 Satin Silver Metallic	133	16	5.5	4
AMC263xxxxX	20" x 60"	Premium Painted Colors < 5,000 Sq Ft	133	16	5.5	6
AMC263xxxxX	20" x 60"	Premium Painted Colors > 5,000 Sq Ft	133	16	5.5	8
AMC263x371X	20" x 60"	371 Preferred Lacquer Mill	133	16	5.5	4
AMC263xxxxX	20" x 60"	Anodized Finishes	133	16	5.5	4
AMC263xxxxX	20" x 60"	MetalWood™ Finishes**	133	16	5.5	6

\* Per Order

\*\* MetalWood finishes are bonded onto 0.024" aluminum.

Lay-in Reveal Edge (AMC)



Product Number	Panel Size	Colors	Packaging		Weight	Service Level
			Sq. Ft.	Pieces		

Lay-in Reveal Edge — for 15/16" Grid

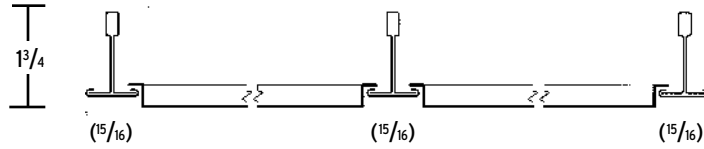
0.032" Aluminum  
Premium Perforation (J, Q)

AMC463xxxxX	24" x 24"	01 White/44 Satin Silver Metallic	64	16	2	3
AMC463xxxxX	24" x 24"	Premium Painted Colors	64	16	2	5
AMC463x371X	24" x 24"	371 Preferred Lacquer Mill	64	16	2	3
AMC463xxxxX	24" x 24"	Anodized Finishes	64	16	2	3
AMC463xxxxX	24" x 24"	MetalWood™ Finishes**	64	16	2	5
AMC483xxxxX	24" x 48"	01 White/44 Satin Silver Metallic	128	16	4.5	5
AMC483xxxxX	24" x 48"	Premium Painted Colors	128	16	4.5	7
AMC483x371X	24" x 48"	371 Preferred Lacquer Mill	128	16	4.5	5
AMC483xxxxX	24" x 48"	Anodized Finishes	128	16	4.5	5
AMC483xxxxX	24" x 48"	MetalWood™ Finishes**	128	16	4.5	7
AMC263xxxxX	20" x 60"	01 White/44 Satin Silver Metallic	133	16	5.5	5
AMC263xxxxX	20" x 60"	Premium Painted Colors	133	16	5.5	7
AMC263x371X	20" x 60"	371 Preferred Lacquer Mill	133	16	5.5	5
AMC263xxxxX	20" x 60"	Anodized Finishes	133	16	5.5	5
AMC263xxxxX	20" x 60"	MetalWood™ Finishes**	133	16	5.5	7

\* Per Order

\*\* MetalWood finishes are bonded onto 0.024" aluminum.

Lay-in Reveal Edge (AMC)



Planostile™ Lay-in Panels

Product Number	Panel Size	Colors	Packaging		Weight	Service Level
			Sq. Ft.	Pieces		

Lay-in Reveal Edge — for 15/16" Grid

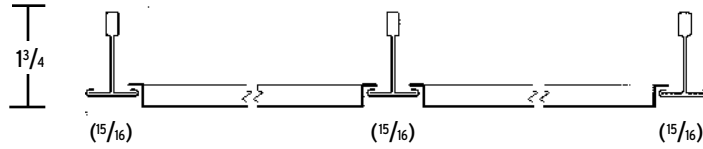
0.032" Aluminum  
Standard Perforation (D, E, R, V) with Acoutex Backer

AMC463xxxx3	24" x 24"	01 White/44 Satin Silver Metallic	64	16	2	3
AMC463xxxx3	24" x 24"	Premium Painted Colors < 5,000 Sq Ft	64	16	2	6
AMC463xxxx3	24" x 24"	Premium Painted Colors > 5,000 Sq Ft	64	16	2	8
AMC463x3713	24" x 24"	371 Preferred Lacquer Mill	64	16	2	3
AMC463xxxx3	24" x 24"	Anodized Finishes	64	16	2	3
AMC463xxxx3	24" x 24"	MetalWood™ Finishes**	64	16	2	4
AMC483xxxx3	24" x 48"	01 White/44 Satin Silver Metallic	*	*	4.5	4
AMC483xxxx3	24" x 48"	Premium Painted Colors < 5,000 Sq Ft	*	*	4.5	6
AMC483xxxx3	24" x 48"	Premium Painted Colors > 5,000 Sq Ft	*	*	4.5	8
AMC483x3713	24" x 48"	371 Preferred Lacquer Mill	*	*	4.5	4
AMC483xxxx3	24" x 48"	Anodized Finishes	*	*	4.5	4
AMC483xxxx3	24" x 48"	MetalWood™ Finishes**	*	*	4.5	6
AMC263xxxx3	20" x 60"	01 White/44 Satin Silver Metallic	*	*	5.5	4
AMC263xxxx3	20" x 60"	Premium Painted Colors < 5,000 Sq Ft	*	*	5.5	6
AMC263xxxx3	20" x 60"	Premium Painted Colors > 5,000 Sq Ft	*	*	5.5	8
AMC263x3713	20" x 60"	371 Preferred Lacquer Mill	*	*	5.5	4
AMC263xxxx3	20" x 60"	Anodized Finishes	*	*	5.5	4
AMC263xxxx3	20" x 60"	MetalWood™ Finishes**	*	*	5.5	6

\* Per Order

\*\* MetalWood finishes are bonded onto 0.024" aluminum.

Lay-in Reveal Edge (AMC)



Product Number	Panel Size	Colors	Packaging		Weight	Service Level
			Sq. Ft.	Pieces		

Lay-in Reveal Edge — for 15/16" Grid

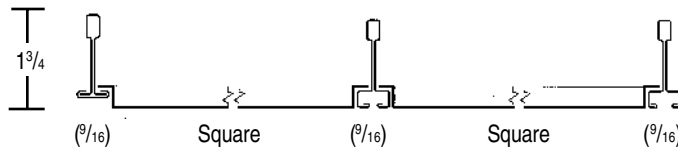
0.032" Aluminum  
 Premium Perforation (J, Q) with Acoutex Backer

AMC463xxxx3	24" x 24"	01 White/44 Satin Silver Metallic	64	16	2	4
AMC463xxxx3	24" x 24"	Premium Painted Colors	64	16	2	6
AMC463x3713	24" x 24"	371 Preferred Lacquer Mill	64	16	2	4
AMC463xxxx3	24" x 24"	Anodized Finishes	64	16	2	4
AMC463xxxx3	24" x 24"	MetalWood™ Finishes**	64	16	2	6
AMC483xxxx3	24" x 48"	01 White/44 Satin Silver Metallic	*	*	4.5	6
AMC483xxxx3	24" x 48"	Premium Painted Colors	*	*	4.5	8
AMC483x3713	24" x 48"	371 Preferred Lacquer Mill	*	*	4.5	6
AMC483xxxx3	24" x 48"	Anodized Finishes	*	*	4.5	6
AMC483xxxx3	24" x 48"	MetalWood™ Finishes**	*	*	4.5	8
AMC263xxxx3	20" x 60"	01 White/44 Satin Silver Metallic	*	*	5.5	6
AMC263xxxx3	20" x 60"	Premium Painted Colors	*	*	5.5	8
AMC263x3713	20" x 60"	371 Preferred Lacquer Mill	*	*	5.5	6
AMC263xxxx3	20" x 60"	Anodized Finishes	*	*	5.5	6
AMC263xxxx3	20" x 60"	MetalWood™ Finishes**	*	*	5.5	8

\* Per Order

\*\* MetalWood finishes are bonded onto 0.024" aluminum.

Lay-in Reveal Edge (ME)



Planostile™ Lay-in Panels

Product Number	Panel Size	Colors	Packaging		Weight	Service Level
			Sq. Ft.	Pieces		

**Lay-in Reveal Edge— for 9/16" Grid**

**0.024" Electrogalvanized Steel  
Solid**

ME463XxxxX	24" x 24"	01 White/44 Satin Silver Metallic	64	16	3.5	2
ME463XxxxX	24" x 24"	Premium Painted Colors < 20,000 Sq Ft	64	16	3.5	4
ME463XxxxX	24" x 24"	Premium Painted Colors > 20,000 Sq Ft	64	16	3.5	8
ME483XxxxX	24" x 48"	01 White/44 Satin Silver Metallic	*	*	8	4
ME483XxxxX	24" x 48"	Premium Painted Colors < 20,000 Sq Ft	*	*	8	6
ME483XxxxX	24" x 48"	Premium Painted Colors > 20,000 Sq Ft	*	*	8	8
ME263XxxxX	20" x 60"	01 White/44 Satin Silver Metallic	*	*	10	4
ME263XxxxX	20" x 60"	Premium Painted Colors < 20,000 Sq Ft	*	*	10	6
ME263XxxxX	20" x 60"	Premium Painted Colors > 20,000 Sq Ft	*	*	10	8

**Standard Perforation (D, E, R, V)**

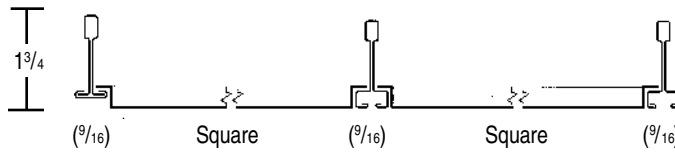
ME463xxxxX	24" x 24"	01 White/44 Satin Silver Metallic	64	16	3.5	3
ME463xxxxX	24" x 24"	Premium Painted Colors < 20,000 Sq Ft	64	16	3.5	6
ME463xxxxX	24" x 24"	Premium Painted Colors > 20,000 Sq Ft	64	16	3.5	8
ME483xxxxX	24" x 48"	01 White/44 Satin Silver Metallic	*	*	8	4
ME483xxxxX	24" x 48"	Premium Painted Colors < 20,000 Sq Ft	*	*	8	6
ME483xxxxX	24" x 48"	Premium Painted Colors > 20,000 Sq Ft	*	*	8	8
ME263xxxxX	20" x 60"	01 White/44 Satin Silver Metallic	*	*	10	4
ME263xxxxX	20" x 60"	Premium Painted Colors < 20,000 Sq Ft	*	*	10	6
ME263xxxxX	20" x 60"	Premium Painted Colors > 20,000 Sq Ft	*	*	10	8

**Premium Perforation (J, Q)**

ME463xxxxX	24" x 24"	01 White/44 Satin Silver Metallic	64	16	3.5	4
ME463xxxxX	24" x 24"	Premium Painted Colors < 20,000 Sq Ft	64	16	3.5	7
ME483xxxxX	24" x 48"	01 White/44 Satin Silver Metallic	*	*	8	5
ME483xxxxX	24" x 48"	Premium Painted Colors < 20,000 Sq Ft	*	*	8	7
ME263xxxxX	20" x 60"	01 White/44 Satin Silver Metallic	*	*	10	5
ME263xxxxX	20" x 60"	Premium Painted Colors < 20,000 Sq Ft	*	*	10	7

\* Per Order

Lay-in Reveal Edge (ME)



Product Number	Panel Size	Colors	Packaging		Weight	Service Level
			Sq. Ft.	Pieces		

Lay-in Reveal Edge— for 9/16" Grid

0.024" Electrogalvanized Steel  
Standard Perforation (D, E, R, V) with Acoutex Backer

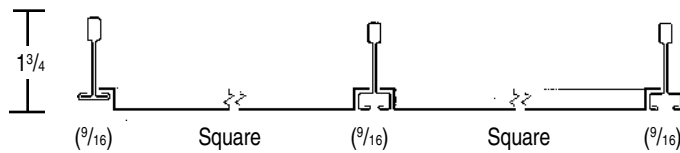
ME463xxxx3	24" x 24"	01 White/44 Satin Silver Metallic	64	16	3.5	3
ME463xxxx3	24" x 24"	Premium Painted Colors < 20,000 Sq Ft	64	16	3.5	4
ME463xxxx3	24" x 24"	Premium Painted Colors > 20,000 Sq Ft	64	16	3.5	8
ME483xxxx3	24" x 48"	01 White/44 Satin Silver Metallic	*	*	8	4
ME483xxxx3	24" x 48"	Premium Painted Colors < 20,000 Sq Ft	*	*	8	4
ME483xxxx3	24" x 48"	Premium Painted Colors > 20,000 Sq Ft	*	*	8	8
ME263xxxx3	20" x 60"	01 White/44 Satin Silver Metallic	*	*	10	4
ME263xxxx3	20" x 60"	Premium Painted Colors < 20,000 Sq Ft	*	*	10	4
ME263xxxx3	20" x 60"	Premium Painted Colors > 20,000 Sq Ft	*	*	10	8

Premium Perforation (J, Q) with Acoutex Backer

ME463xxxx3	24" x 24"	01 White/44 Satin Silver Metallic	64	16	3.5	5
ME463xxxx3	24" x 24"	Premium Painted Colors < 20,000 Sq Ft	64	16	3.5	8
ME483xxxx3	24" x 48"	01 White/44 Satin Silver Metallic	*	*	8	6
ME483xxxx3	24" x 48"	Premium Painted Colors < 20,000 Sq Ft	*	*	8	8
ME263xxxx3	20" x 60"	01 White/44 Satin Silver Metallic	*	*	10	6
ME263xxxx3	20" x 60"	Premium Painted Colors < 20,000 Sq Ft	*	*	10	8

\* Per Order

Lay-in Reveal Edge (AME)



Planostile™ Lay-in Panels

Product Number	Panel Size	Colors	Packaging		Weight	Service Level
			Sq. Ft.	Pieces		

Lay-in Reveal Edge — for 9/16" Grid

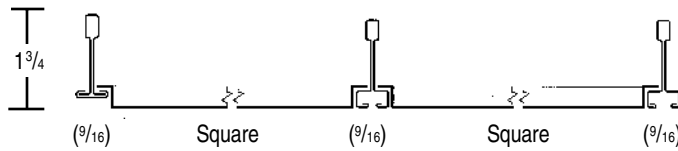
0.032" Aluminum Solid

AME463XxxxX	24" x 24"	01 White/44 Satin Silver Metallic	64	16	2	2
AME463XxxxX	24" x 24"	Premium Painted Colors < 5,000 Sq Ft	64	16	2	4
AME463XxxxX	24" x 24"	Premium Painted Colors > 5,000 Sq Ft	64	16	2	6
AME463X371X	24" x 24"	371 Preferred Lacquer Mill	64	16	2	2
AME463XxxxX	24" x 24"	Anodized Finishes	64	16	2	2
AME463XxxxX	24" x 24"	MetalWood™ Finishes**	64	16	2	4
AME483XxxxX	24" x 48"	01 White/44 Satin Silver Metallic	*	*	4.5	4
AME483XxxxX	24" x 48"	Premium Painted Colors < 5,000 Sq Ft	*	*	4.5	6
AME483XxxxX	24" x 48"	Premium Painted Colors > 5,000 Sq Ft	*	*	4.5	8
AME483X371X	24" x 48"	371 Preferred Lacquer Mill	*	*	4.5	4
AME483XxxxX	24" x 48"	Anodized Finishes	*	*	4.5	4
AME483XxxxX	24" x 48"	MetalWood™ Finishes**	*	*	4.5	6
AME263XxxxX	20" x 60"	01 White/44 Satin Silver Metallic	*	*	5.5	4
AME263XxxxX	20" x 60"	Premium Painted Colors < 5,000 Sq Ft	*	*	5.5	6
AME263XxxxX	20" x 60"	Premium Painted Colors > 5,000 Sq Ft	*	*	5.5	8
AME263X371X	20" x 60"	371 Preferred Lacquer Mill	*	*	5.5	4
AME263XxxxX	20" x 60"	Anodized Finishes	*	*	5.5	4
AME263XxxxX	20" x 60"	MetalWood™ Finishes**	*	*	5.5	6

\* Per Order

\*\* MetalWood finishes are bonded onto 0.024" aluminum.

Lay-in Reveal Edge (AME)



Product Number	Panel Size	Colors	Packaging		Weight	Service Level
			Sq. Ft.	Pieces		

Lay-in Reveal Edge — for 9/16" Grid

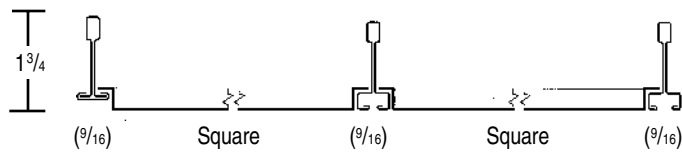
0.032" Aluminum  
Standard Perforation (D, E, R, V)

AME463xxxxX	24" x 24"	01 White/44 Satin Silver Metallic	64	16	2	3
AME463xxxxX	24" x 24"	Premium Painted Colors < 5,000 Sq Ft	64	16	2	4
AME463xxxxX	24" x 24"	Premium Painted Colors > 5,000 Sq Ft	64	16	2	6
AME463x371X	24" x 24"	371 Preferred Lacquer Mill	64	16	2	2
AME463xxxxX	24" x 24"	Anodized Finishes	64	16	2	3
AME463xxxxX	24" x 24"	MetalWood™ Finishes**	64	16	2	4
AME483xxxxX	24" x 48"	01 White/44 Satin Silver Metallic	*	*	4.5	4
AME483xxxxX	24" x 48"	Premium Painted Colors < 5,000 Sq Ft	*	*	4.5	4
AME483xxxxX	24" x 48"	Premium Painted Colors > 5,000 Sq Ft	*	*	4.5	6
AME483x371X	24" x 48"	371 Preferred Lacquer Mill	*	*	4.5	4
AME483xxxxX	24" x 48"	Anodized Finishes	*	*	4.5	4
AME483xxxxX	24" x 48"	MetalWood™ Finishes**	*	*	4.5	6
AME263xxxxX	20" x 60"	01 White/44 Satin Silver Metallic	*	*	5.5	4
AME263xxxxX	20" x 60"	Premium Painted Colors < 5,000 Sq Ft	*	*	5.5	4
AME263xxxxX	20" x 60"	Premium Painted Colors > 5,000 Sq Ft	*	*	5.5	6
AME263x371X	20" x 60"	371 Preferred Lacquer Mill	*	*	5.5	4
AME263xxxxX	20" x 60"	Anodized Finishes	*	*	5.5	4
AME263xxxxX	20" x 60"	MetalWood™ Finishes**	*	*	5.5	6

\* Per Order

\*\* MetalWood finishes are bonded onto 0.024" aluminum.

Lay-in Reveal Edge (AME)



Planostile™ Lay-in Panels

Product Number	Panel Size	Colors	Packaging		Weight	Service Level
			Sq. Ft.	Pieces		

Lay-in Reveal Edge — for 9/16" Grid

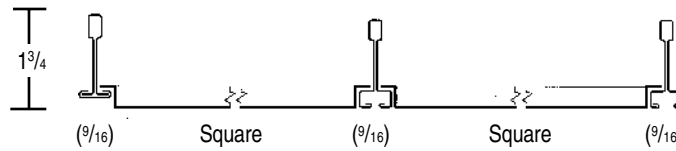
0.032" Aluminum  
Premium Perforation (J, Q)

AME463xxxxX	24" x 24"	01 White/44 Satin Silver Metallic	64	16	2	4
AME463xxxxX	24" x 24"	Premium Painted Colors	64	16	2	5
AME463x371X	24" x 24"	371 Preferred Lacquer Mill	64	16	2	3
AME463xxxxX	24" x 24"	Anodized Finishes	64	16	2	4
AME463xxxxX	24" x 24"	MetalWood™ Finishes**	64	16	2	5
AME483xxxxX	24" x 48"	01 White/44 Satin Silver Metallic	*	*	4.5	5
AME483xxxxX	24" x 48"	Premium Painted Colors	*	*	4.5	5
AME483x371X	24" x 48"	371 Preferred Lacquer Mill	*	*	4.5	5
AME483xxxxX	24" x 48"	Anodized Finishes	*	*	4.5	5
AME483xxxxX	24" x 48"	MetalWood™ Finishes**	*	*	4.5	7
AME263xxxxX	20" x 60"	01 White/44 Satin Silver Metallic	*	*	5.5	5
AME263xxxxX	20" x 60"	Premium Painted Colors	*	*	5.5	5
AME263x371X	20" x 60"	371 Preferred Lacquer Mill	*	*	5.5	5
AME263xxxxX	20" x 60"	Anodized Finishes	*	*	5.5	5
AME263xxxxX	20" x 60"	MetalWood™ Finishes**	*	*	5.5	7

\* Per Order

\*\* MetalWood finishes are bonded onto 0.024" aluminum.

Lay-in Reveal Edge (AME)



Product Number	Panel Size	Colors	Packaging		Weight	Service Level
			Sq. Ft.	Pieces		

Lay-in Reveal Edge — for 9/16" Grid

0.032" Aluminum

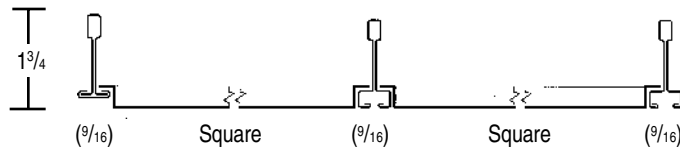
Standard Perforation (D, E, R, V) with Acoutex Backer

AME463xxxx3	24" x 24"	01 White/44 Satin Silver Metallic	64	16	2	3
AME463xxxx3	24" x 24"	Premium Painted Colors < 5,000 Sq Ft	64	16	2	4
AME463xxxx3	24" x 24"	Premium Painted Colors > 5,000 Sq Ft	64	16	2	6
AME463x3713	24" x 24"	371 Preferred Lacquer Mill	64	16	2	3
AME463xxxx3	24" x 24"	Anodized Finishes	64	16	2	3
AME463xxxx3	24" x 24"	MetalWood™ Finishes**	64	16	2	4
AME483xxxx3	24" x 48"	01 White/44 Satin Silver Metallic	*	*	4.5	4
AME483xxxx3	24" x 48"	Premium Painted Colors < 5,000 Sq Ft	*	*	4.5	4
AME483xxxx3	24" x 48"	Premium Painted Colors > 5,000 Sq Ft	*	*	4.5	6
AME483x3713	24" x 48"	371 Preferred Lacquer Mill	*	*	4.5	4
AME483xxxx3	24" x 48"	Anodized Finishes	*	*	4.5	4
AME483xxxx3	24" x 48"	MetalWood™ Finishes**	*	*	4.5	6
AME263xxxx3	20" x 60"	01 White/44 Satin Silver Metallic	*	*	5.5	4
AME263xxxx3	20" x 60"	Premium Painted Colors < 5,000 Sq Ft	*	*	5.5	4
AME263xxxx3	20" x 60"	Premium Painted Colors > 5,000 Sq Ft	*	*	5.5	6
AME263x3713	20" x 60"	371 Preferred Lacquer Mill	*	*	5.5	4
AME263xxxx3	20" x 60"	Anodized Finishes	*	*	5.5	4
AME263xxxx3	20" x 60"	MetalWood™ Finishes**	*	*	5.5	6

\* Per Order

\*\* MetalWood finishes are bonded onto 0.024" aluminum.

Lay-in Reveal Edge (AME)



Planostile™ Lay-in Panels

Product Number	Panel Size	Colors	Packaging		Weight	Service Level
			Sq. Ft.	Pieces		

**Lay-in Reveal Edge — for 9/16" Grid**

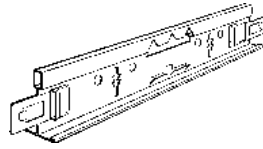
**0.032" Aluminum**

**Premium Perforation (J, Q) with Acoutex Backer**

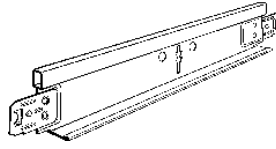
AME463xxxx3	24" x 24"	01 White/44 Satin Silver Metallic	64	16	2	5
AME463xxxx3	24" x 24"	Premium Painted Colors	64	16	2	6
AME463x3713	24" x 24"	371 Preferred Lacquer Mill	64	16	2	4
AME463xxxx3	24" x 24"	Anodized Finishes	64	16	2	5
AME463xxxx3	24" x 24"	MetalWood™ Finishes**	64	16	2	6
AME483xxxx3	24" x 48"	01 White/44 Satin Silver Metallic	*	*	4.5	6
AME483xxxx3	24" x 48"	Premium Painted Colors	*	*	4.5	6
AME483x3713	24" x 48"	371 Preferred Lacquer Mill	*	*	4.5	6
AME483xxxx3	24" x 48"	Anodized Finishes	*	*	4.5	6
AME483xxxx3	24" x 48"	MetalWood™ Finishes**	*	*	4.5	8
AME263xxxx3	20" x 60"	01 White/44 Satin Silver Metallic	*	*	5.5	6
AME263xxxx3	20" x 60"	Premium Painted Colors	*	*	5.5	8
AME263x3713	20" x 60"	371 Preferred Lacquer Mill	*	*	5.5	6
AME263xxxx3	20" x 60"	Anodized Finishes	*	*	5.5	6
AME263xxxx3	20" x 60"	MetalWood™ Finishes**	*	*	5.5	8

\* Per Order

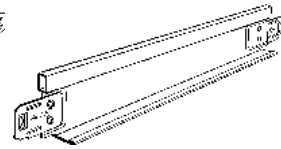
\*\* MetalWood finishes are bonded onto 0.024" aluminum.



**Main Tee**  
10.00.250-10.00.260



**Cross Tee**  
10.01.209



**Cross Tee**  
10.01.229

Product Number	Dimensions			Colors	Weight Per Piece	Service Level
	Length	Height	Face			

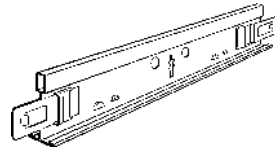
**15/16" Grid**

**Main Tee (Intermediate Duty)**

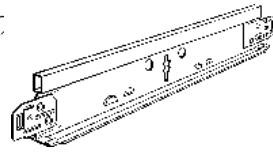
10.00.250.001H	12'	1 1/2"	15/16"	01 White	3	1
10.00.260.044H	12'	1 1/2"	15/16"	44 Satin Silver Metallic	3	1
10.00.250.xxxH	12'	1 1/2"	15/16"	Other Colors	3	3
10.00.260.xxxH	12'	1 1/2"	15/16"	Reflective/Anodized	3	2

**Cross Tees – Stab-in/Butt Cut**

10.01.209.xxxH	4'	1 1/2"	15/16"	01 White/44 Satin Silver Metallic	1	1
10.01.209.xxxH	4'	1 1/2"	15/16"	Other Colors	1	3
10.01.209.xxxH	4'	1 1/2"	15/16"	Reflective/Anodized	1	2
10.01.229.xxxH	2'	1 1/2"	15/16"	01 White/44 Satin Silver Metallic	0.5	1
10.01.229.xxxH	2'	1 1/2"	15/16"	Other Colors	0.5	3
10.01.229.xxxH	2'	1 1/2"	15/16"	Reflective/Anodized	0.5	2



**Main Tee**  
10.04.000



**Cross Tee**  
10.04.014  
10.04.022 - No Slots

Planostile™ Lay-in Suspension

Product Number	Dimensions			Colors	Weight Per Piece	Service Level
	Length	Height	Face			

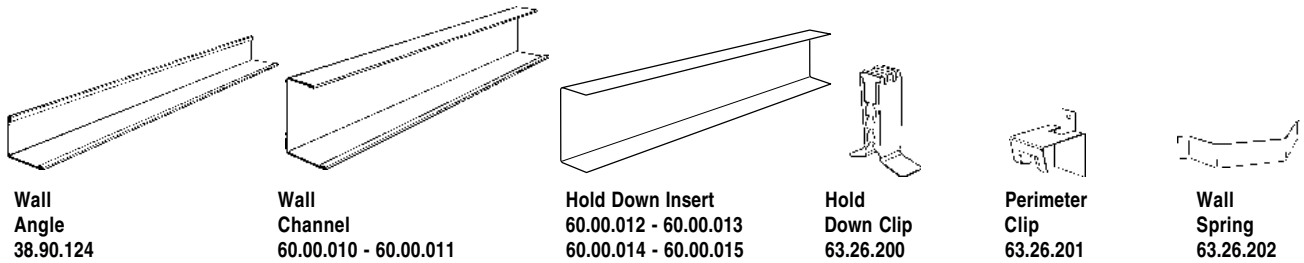
**9/16" Grid**

**Main Tee (Intermediate Duty)**

10.04.000.xxxCH	12'	1 1/2"	9/16"	01 White/44 Satin Silver Metallic	3	1
10.04.000.xxxCH	12'	1 1/2"	9/16"	Other Colors	3	3
10.04.000.xxxCH	12'	1 1/2"	9/16"	Reflective/Anodized	3	2

**Cross Tees – Stab-in**

10.04.014.xxxCH	4'	1 1/2"	9/16"	01 White/44 Satin Silver Metallic	1	1
10.04.014.xxxCH	4'	1 1/2"	9/16"	Other Colors	1	2
10.04.014.xxxCH	4'	1 1/2"	9/16"	Reflective/Anodized	1	3
10.04.022.xxxCH	2'	1 1/2"	9/16"	01 White/44 Satin Silver Metallic	0.5	1
10.04.022.xxxCH	2'	1 1/2"	9/16"	Other Colors	0.5	2
10.04.022.xxxCH	2'	1 1/2"	9/16"	Reflective/Anodized	0.5	3



Product Number	Dimensions			Colors	Packaging			Service Level
	Length	Height	Face		Sq. Ft.	Pieces	Weight	

**Wall Angle – Aluminum with Hemmed Edges**

38.90.124.xxx	12'	3/4"	15/16"	01 White/44 Satin Silver Metallic	120	10	10	0
38.90.124.xxx	12'	3/4"	15/16"	Premium Painted Colors	120	10	10	3
38.90.124.xxx	12'	3/4"	15/16"	Reflective/Anodized Finishes*	120	10	10	2

\*Reflective and Anodized finishes on one side only.

Product Number	Dimensions			Colors	Weight Per Piece	Service Level
	Length	Height	Face			

**Wall Channels — Steel**

60.00.010.xxx	10'	1 9/16"	3/4" x 15/16"	01 White/44 Satin Silver Metallic	2.2	1
60.00.010.xxx	10'	1 9/16"	3/4" x 15/16"	Premium Painted Colors	2.2	3

**Wall Channels — Aluminum**

60.00.011.xxx	10'	1 9/16"	3/4" x 15/16"	01 White/44 Satin Silver Metallic	2.2	1
60.00.011.xxx	10'	1 9/16"	3/4" x 15/16"	Premium Painted Colors	2.2	3
60.00.011.xxx	10'	1 9/16"	3/4" x 15/16"	Reflective/Anodized*	2.2	2

Product Number	Dimensions			Weight Per Piece	Packaging		Service Level
	Length	Height	Face		Feet	Pieces	

**Hold Down Inserts for 1 9/16" Channel — Steel**

60.00.012	11"	1 1/2"	3/4" x 3/4"	0.2	Per Order	1
60.00.014	22"	1 1/2"	3/4" x 3/4"	0.4	Per Order	1

**Hold Down Inserts for 1 9/16" Channel — Aluminum**


60.00.013	11"	1 1/2"	3/4" x 3/4"	0.1	Per Order	1
60.00.015	22"	1 1/2"	3/4" x 3/4"	0.2	Per Order	1

Product Number	Length	Description	Packaging			Service Level
			Feet	Pieces	Weight	

**Miscellaneous Accessories**

63.26.200	–	Black - Hold Down Clip	–	1000	16	0
63.26.201	–	Perimeter Clip	–	500	21	0
63.26.202	–	Wall Spring - 5/8" face x 7/8" deep	–	1000	17	0
940.xxx	–	Touch-Up Paint, 12 oz. spray can*	–	1	1	1
941.xxx	–	Touch-Up Paint, gallon	–	1	12	3

\*14 standard grid colors.



**Poly-Wrapped Acoustical Pads**  
58.01.059.008-58.01.064.008

**Wire Grid Spacer**  
60.00.021

Planostile™ Lay-in Accessories

Product Number	Panel Size	Description	Weight Per Piece	Service Level
<b>Poly-Wrapped Acoustical Pads</b>				
58.01.059.008	24" x 24"	1" x 1 lb.	0.50	2
58.01.061.008	24" x 48"	1" x 1 lb.	1.00	4
58.01.106.008	20" x 60"	1" x 1 lb.	1.00	4
58.01.064.008	24" x 24"	1½" x 1 lb.	0.75	2
58.01.063.008	24" x 48"	1½" x 1 lb.	1.50	4
58.01.107.008	20" x 60"	1½" x 1 lb.	1.50	4

Product Number	Description	Weight Per Piece	Service Level
<b>Wire Grid Spacer</b>			
60.00.021	2' x 2', Steel	0.50	1

Product Number	Description	Packaging			Service Level
		Feet	Pieces	Weight	
<b>Hanger Wire</b>					
96CTL144	12", bundled	-	-	50	0

Supply Air Diffuser Assembly (SD)

Return Air Diffuser Assembly (RD)

<b>Panel Finish .....</b>		<b>Coordinating Frame Colors</b>	
Painted Color .....		Matching Painted Color	
14 Chromecoat .....		44 Satin Silver Metallic	
16 Brasscoat .....		535 Classic Gold Metallic	
504 Satin Anodized .....		44 Satin Silver Metallic	
509 Coppercoat Anodized .....		21 Copper Metallic	
371 Preferred Lacquer Mill .....		44 Satin Silver Metallic	
650 Maple MetalWood™ .....		401 Maple Paint	
653 Oak MetalWood™ .....		402 Oak Paint	
651 Cherry MetalWood™ .....		403 Cherry Paint	
652 Pumpkin Maple MetalWood™ .....		404 Pumpkin Maple Paint	
654 Karri MetalWood™ .....		405 Karri Paint	

**One-Slot Supply Air Diffuser Assembly (SD)**

**Two-Slot Supply Air Diffuser Assembly (SD)**

Product Number	Frame	Face Panel Finish	Collar Diameter	Weight Per Piece	Service Level
<b>Air Supply Diffuser Assemblies — 24" x 24" Lay-in</b>					
<b>Lay-in Square Edge - with 0.024" Steel Face Panel</b>					
SDMF463x.1.xxx	One-slot	Painted	8"	4	6
SDMF463x.2.xxx	Two-slot	Painted	8"	6	6
SDMF463x.3.xxx	Three-slot	Painted	10"	7	6
SDMF463x.4.xxx	Four-slot	Painted	10"	8	6
<b>Lay-in Square Edge - with 0.032" Aluminum Face Panel</b>					
SDAMF463x.1.xxx	One-slot	Painted/Reflective/Anodized/MetalWood	8"	4	6
SDAMF463x.2.xxx	Two-slot	Painted/Reflective/Anodized/MetalWood	8"	6	6
SDAMF463x.3.xxx	Three-slot	Painted/Reflective/Anodized/MetalWood	10"	7	6
SDAMF463x.4.xxx	Four-slot	Painted/Reflective/Anodized/MetalWood	10"	8	6
<b>Lay-in Reveal Edge for 9/16" Grid - with 0.024" Steel Face Panel</b>					
SDME463x.1.xxx	One-slot	Painted	8"	4	6
SDME463x.2.xxx	Two-slot	Painted	8"	6	6
SDME463x.3.xxx	Three-slot	Painted	10"	7	6
SDME463x.4.xxx	Four-slot	Painted	10"	8	6
<b>Lay-in Reveal Edge for 9/16" Grid - with 0.032" Aluminum Face Panel</b>					
SDAME463x.1.xxx	One-slot	Painted/Reflective/Anodized/MetalWood	8"	4	6
SDAME463x.2.xxx	Two-slot	Painted/Reflective/Anodized/MetalWood	8"	6	6
SDAME463x.3.xxx	Three-slot	Painted/Reflective/Anodized/MetalWood	10"	7	6
SDAME463x.4.xxx	Four-slot	Painted/Reflective/Anodized/MetalWood	10"	8	6

Select air diffuser panel to match surrounding Planostile panels.  
 Air supply diffuser assemblies includes frame, face panel, plenum and air collar.  
 Alternate collar sizes and butterfly dampers are available by special order. Contact CMC for price and lead time.  
 \*Specify perforation pattern at time of order. Perforated face panel includes insert to block air movement through perforations.  
 When anodized/reflective/MetalWood panels are used the exposed frame components are painted a coordinating color .

**One-Slot Supply Air Diffuser Assembly (SD)**

**Two-Slot Supply Air Diffuser Assembly (SD)**

Product Number	Frame	Face Panel Finish	Collar Diameter	Weight Per Piece	Service Level
----------------	-------	-------------------	-----------------	------------------	---------------

**Air Supply Diffuser Assemblies — 24" x 24" Lay-in**

**Lay-in Reveal Edge for 15/16" Grid - with 0.024" Steel Face Panel**

SDMC463x.1.xxx	One-slot	Painted	8"	4	6
SDMC463x.2.xxx	Two-slot	Painted	8"	6	6
SDMC463x.3.xxx	Three-slot	Painted	10"	7	6
SDMC463x.4.xxx	Four-slot	Painted	10"	8	6

**Lay-in Reveal Edge for 15/16" Grid - with 0.032" Aluminum Face Panel**

SDAMC463x.1.xxx	One-slot	Painted/Reflective/Anodized/MetalWood	8"	4	6
SDAMC463x.2.xxx	Two-slot	Painted/Reflective/Anodized/MetalWood	8"	6	6
SDAMC463x.3.xxx	Three-slot	Painted/Reflective/Anodized/MetalWood	10"	7	6
SDAMC463x.4.xxx	Four-slot	Painted/Reflective/Anodized/MetalWood	10"	8	6

Select air diffuser panel to match surrounding Planostile panels.

Air supply diffuser assemblies includes frame, face panel, plenum and air collar.

Alternate collar sizes and butterfly dampers are available by special order. Contact CMC for price and lead time.

\*Specify perforation pattern at time of order. Perforated face panel includes insert to block air movement through perforations.

When anodized/reflective/MetalWood panels are used the exposed frame components are painted a coordinating color .

**One-Slot Air Return Diffuser Assembly (RD)**

**Two-Slot Air Return Diffuser Assembly (RD)**

Planostile™ Lay-in Air Diffuser Assemblies

Product Number	Frame	Face Panel Finish	Weight Per Piece	Service Level
----------------	-------	-------------------	------------------	---------------

**Air Return Diffuser Assemblies — 24" x 24" Lay-in**

**Lay-in Square Edge - with 0.024" Steel Face Panel**

RDMF463x.1.xxx	One-slot	Painted	4	6
RDMF463x.2.xxx	Two-slot	Painted	6	6
RDMF463x.3.xxx	Three-slot	Painted	7	6
RDMF463x.4.xxx	Four-slot	Painted	8	6

**Lay-in Square Edge - with 0.032" Aluminum Face Panel**

RDAMF463x.1.xxx	One-slot	Painted/Reflective/Anodized/MetalWood	4	6
RDAMF463x.2.xxx	Two-slot	Painted/Reflective/Anodized/MetalWood	6	6
RDAMF463x.3.xxx	Three-slot	Painted/Reflective/Anodized/MetalWood	7	6
RDAMF463x.4.xxx	Four-slot	Painted/Reflective/Anodized/MetalWood	8	6

**Lay-in Reveal Edge for 9/16" Grid - with 0.024" Steel Face Panel**

RDME463x.1.xxx	One-slot	Painted	4	6
RDME463x.2.xxx	Two-slot	Painted	6	6
RDME463x.3.xxx	Three-slot	Painted	7	6
RDME463x.4.xxx	Four-slot	Painted	8	6

**Lay-in Reveal Edge for 9/16" Grid - with 0.032" Aluminum Face Panel**

RDAME463x.1.xxx	One-slot	Painted/Reflective/Anodized/MetalWood	4	6
RDAME463x.2.xxx	Two-slot	Painted/Reflective/Anodized/MetalWood	6	6
RDAME463x.3.xxx	Three-slot	Painted/Reflective/Anodized/MetalWood	7	6
RDAME463x.4.xxx	Four-slot	Painted/Reflective/Anodized/MetalWood	8	6

Select air diffuser panel to match surrounding Planostile panels.

Air return diffuser assembly includes frame, face panel and air return light shield.

\*Specify perforation pattern at time of order. Perforated face panel includes insert to block holes.

When anodized/reflective/MetalWood panels are used the exposed frame components are painted a coordinating color .

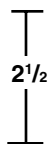
**One-Slot Air Return Diffuser Assembly (RD)**

**Two-Slot Air Return Diffuser Assembly (RD)**

Product Number	Frame	Face Panel Finish	Weight Per Piece	Service Level
<b>Air Return Diffuser Assemblies — 24" x 24" Lay-in</b>				
<b>Lay-in Reveal Edge for 15/16" Grid - with 0.024" Steel Face Panel</b>				
RDME463x.1.xxx	One-slot	Painted	4	6
RDME463x.2.xxx	Two-slot	Painted	6	6
RDME463x.3.xxx	Three-slot	Painted	7	6
RDME463x.4.xxx	Four-slot	Painted	8	6
<b>Lay-in Reveal Edge for 15/16" Grid - with 0.032" Aluminum Face Panel</b>				
RDAME463x.1.xxx	One-slot	Painted/Reflective/Anodized/MetalWood	4	6
RDAME463x.2.xxx	Two-slot	Painted/Reflective/Anodized/MetalWood	6	6
RDAME463x.3.xxx	Three-slot	Painted/Reflective/Anodized/MetalWood	7	6
RDAME463x.4.xxx	Four-slot	Painted/Reflective/Anodized/MetalWood	8	6

Select air diffuser panel to match surrounding Planostile panels.  
 Air supply diffuser assembly includes frame, face pane and air return light shield.  
 Three and four slot frames as well as alternate collar sizes and butterfly dampers are available by special order. Contact CMC for price and lead time.  
 \*Specify perforation pattern at time of order. Perforated face panel includes insert to block air movement through perforations.  
 When anodized/reflective/MetalWood panels are used the exposed frame components are painted a coordinating color .

Snap-in Square Edge Panels (MA)



Planostile™ Snap-in Panels

Product Number	Panel Size	Colors	Packaging		Weight	Service Level
			Sq. Ft.	Pieces		

**Snap-in Square Edge**

**0.024" Electrogalvanized Steel**

**Solid**

MA463XxxxX	24" x 24"	01 White/44 Satin Silver Metallic	56	14	3.5	2
MA463XxxxX	24" x 24"	Premium Painted Colors < 20,000 Sq Ft	56	14	3.5	4
MA463XxxxX	24" x 24"	Premium Painted Colors > 20,000 Sq Ft	56	14	8	8
MA483XxxxX	24" x 48"	01 White/44 Satin Silver Metallic	*	*	8	4
MA483XxxxX	24" x 48"	Premium Painted Colors < 20,000 Sq Ft	*	*	8	6
MA483XxxxX	24" x 48"	Premium Painted Colors > 20,000 Sq Ft	*	*	8	8
MA263XxxxX	20" x 60"	01 White/44 Satin Silver Metallic	*	*	10	4
MA263XxxxX	20" x 60"	Premium Painted Colors < 20,000 Sq Ft	*	*	10	6
MA263XxxxX	20" x 60"	Premium Painted Colors > 20,000 Sq Ft	*	*	10	8

**Standard Perforation (D, E, R, V)**

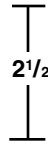
MA463xxxxX	24" x 24"	01 White/44 Satin Silver Metallic	56	14	3.5	3
MA463xxxxX	24" x 24"	Premium Painted Colors < 20,000 Sq Ft	56	14	3.5	6
MA463xxxxX	24" x 24"	Premium Painted Colors > 20,000 Sq Ft	56	14	8	8
MA483xxxxX	24" x 48"	01 White/44 Satin Silver Metallic	*	*	8	4
MA483xxxxX	24" x 48"	Premium Painted Colors < 20,000 Sq Ft	*	*	8	6
MA483xxxxX	24" x 48"	Premium Painted Colors > 20,000 Sq Ft	*	*	8	8
MA263xxxxX	20" x 60"	01 White/44 Satin Silver Metallic	*	*	10	4
MA263xxxxX	20" x 60"	Premium Painted Colors < 20,000 Sq Ft	*	*	10	6
MA263xxxxX	20" x 60"	Premium Painted Colors > 20,000 Sq Ft	*	*	10	8

**Premium Perforation (J, Q)**

MA463xxxxX	24" x 24"	01 White/44 Satin Silver Metallic	56	14	3.5	4
MA463xxxxX	24" x 24"	Premium Painted Colors	56	14	3.5	7
MA483xxxxX	24" x 48"	01 White/44 Satin Silver Metallic	*	*	8	5
MA483xxxxX	24" x 48"	Premium Painted Colors	*	*	8	7
MA263xxxxX	20" x 60"	01 White/44 Satin Silver Metallic	*	*	10	5
MA263xxxxX	20" x 60"	Premium Painted Colors	*	*	10	7

\* Per Order

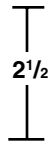
Snap-in Square Edge Panels (MA)



Product Number	Panel Size	Colors	Packaging		Weight	Service Level
			Sq. Ft.	Pieces		
<b>Snap-in Square Edge</b>						
<b>0.024" Electrogalvanized Steel</b>						
<b>Standard Perforation (D, E, R, V) with Acoutex Backer</b>						
MA463xxxx3	24" x 24"	01 White/44 Satin Silver Metallic	56	14	3.5	4
MA463xxxx3	24" x 24"	Premium Painted Colors < 20,000 Sq Ft	56	14	3.5	7
MA463xxxx3	24" x 24"	Premium Painted Colors > 20,000 Sq Ft	56	14	8	9
MA483xxxx3	24" x 48"	01 White/44 Satin Silver Metallic	*	*	8	5
MA483xxxx3	24" x 48"	Premium Painted Colors < 20,000 Sq Ft	*	*	8	7
MA483xxxx3	24" x 48"	Premium Painted Colors > 20,000 Sq Ft	*	*	8	9
MA263xxxx3	20" x 60"	01 White/44 Satin Silver Metallic	*	*	10	5
MA263xxxx3	20" x 60"	Premium Painted Colors < 20,000 Sq Ft	*	*	10	7
MA263xxxx3	20" x 60"	Premium Painted Colors > 20,000 Sq Ft	*	*	10	9
<b>Premium Perforation (J, Q) with Acoutex Backer</b>						
MA463xxxx3	24" x 24"	01 White/44 Satin Silver Metallic	56	14	3.5	5
MA463xxxx3	24" x 24"	Premium Painted Colors < 20,000 Sq Ft	56	14	3.5	8
MA483xxxx3	24" x 48"	01 White/44 Satin Silver Metallic	*	*	8	6
MA483xxxx3	24" x 48"	Premium Painted Colors < 20,000 Sq Ft	*	*	8	8
MA263xxxx3	20" x 60"	01 White/44 Satin Silver Metallic	*	*	10	6
MA263xxxx3	20" x 60"	Premium Painted Colors < 20,000 Sq Ft	*	*	10	8

\* Per Order

Snap-in Square Edge Panels (MA)



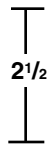
Planostile™ Snap-in Panels

Product Number	Panel Size	Colors	Packaging		Weight	Service Level
			Sq. Ft.	Pieces		
<b>Snap-in Square Edge</b>						
<b>0.032" Aluminum Solid</b>						
AMA463XxxxX	24" x 24"	01 White/44 Satin Silver	56	14	2	2
AMA463XxxxX	24" x 24"	Premium Painted Colors < 5,000 Sq Ft	56	14	2	4
AMA463XxxxX	24" x 24"	Premium Painted Colors > 5,000 Sq Ft	56	14	2	6
AMA463X371X	24" x 24"	371 Preferred Lacquer Mill	56	14	2	2
AMA463XxxxX	24" x 24"	Anodized Finishes	56	14	2	2
AMA463XxxxX	24" x 24"	MetalWood™ Finishes**	56	14	2	4
AMA483XxxxX	24" x 48"	01 White/44 Satin Silver	*	*	4.5	4
AMA483XxxxX	24" x 48"	Premium Painted Colors < 5,000 Sq Ft	*	*	4.5	6
AMA483XxxxX	24" x 48"	Premium Painted Colors > 5,000 Sq Ft	*	*	4.5	8
AMA483X371X	24" x 48"	371 Preferred Lacquer Mill	*	*	4.5	4
AMA483XxxxX	24" x 48"	Anodized Finishes	*	*	4.5	4
AMA483XxxxX	24" x 48"	MetalWood™ Finishes**	*	*	4.5	6
AMA263XxxxX	20" x 60"	01 White/44 Satin Silver	*	*	5.5	4
AMA263XxxxX	20" x 60"	Premium Painted Colors < 5,000 Sq Ft	*	*	5.5	6
AMA263XxxxX	20" x 60"	Premium Painted Colors > 5,000 Sq Ft	*	*	5.5	8
AMA263X371X	20" x 60"	371 Preferred Lacquer Mill	*	*	5.5	4
AMA263XxxxX	20" x 60"	Anodized Finishes	*	*	5.5	4
AMA263XxxxX	20" x 60"	MetalWood™ Finishes**	*	*	5.5	6

\* Per Order

\*\* MetalWood finishes are bonded onto 0.024" aluminum.

Snap-in Square Edge Panels (AMA)



Product Number	Panel Size	Colors	Packaging		Weight	Service Level
			Sq. Ft.	Pieces		

Snap-in Square Edge

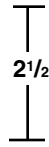
0.032" Aluminum  
Standard Perforation (D, E, R, V)

AMA463xxxxX	24" x 24"	01 White/44 Satin Silver	56	14	2	3
AMA463xxxxX	24" x 24"	Premium Painted Colors < 5,000 Sq Ft	56	14	2	6
AMA463xxxxX	24" x 24"	Premium Painted Colors > 5,000 Sq Ft	56	14	2	8
AMA463x371X	24" x 24"	371 Preferred Lacquer Mill	56	14	2	3
AMA463xxxxX	24" x 24"	Anodized Finishes	56	14	2	3
AMA463xxxxX	24" x 24"	MetalWood™ Finishes**	56	14	2	4
AMA483xxxxX	24" x 48"	01 White/44 Satin Silver	*	*	4.5	4
AMA483xxxxX	24" x 48"	Premium Painted Colors < 5,000 Sq Ft	*	*	4.5	6
AMA483xxxxX	24" x 48"	Premium Painted Colors > 5,000 Sq Ft	*	*	4.5	8
AMA483x371X	24" x 48"	371 Preferred Lacquer Mill	*	*	4.5	4
AMA483xxxxX	24" x 48"	Anodized Finishes	*	*	4.5	6
AMA483xxxxX	24" x 48"	MetalWood™ Finishes**	*	*	4.5	4
AMA263xxxxX	20" x 60"	01 White/44 Satin Silver	*	*	5.5	4
AMA263xxxxX	20" x 60"	Premium Painted Colors < 5,000 Sq Ft	*	*	5.5	6
AMA263xxxxX	20" x 60"	Premium Painted Colors > 5,000 Sq Ft	*	*	5.5	8
AMA263x371X	20" x 60"	371 Preferred Lacquer Mill	*	*	5.5	4
AMA263xxxxX	20" x 60"	Anodized Finishes	*	*	5.5	4
AMA263xxxxX	20" x 60"	MetalWood™ Finishes**	*	*	5.5	6

\* Per Order

\*\* MetalWood finishes are bonded onto 0.024" aluminum.

Snap-in Square Edge Panels (AMA)



Planostile™ Snap-in Panels

Product Number	Panel Size	Colors	Packaging		Weight	Service Level
			Sq. Ft.	Pieces		

**Snap-in Square Edge**

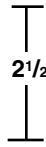
**0.032" Aluminum  
Premium Perforation (J, Q)**

AMA463xxxxX	24" x 24"	01 White/44 Satin Silver	56	14	2	4
AMA463xxxxX	24" x 24"	Premium Painted Colors < 5,000 Sq Ft	56	14	2	7
AMA463x371X	24" x 24"	371 Preferred Lacquer Mill	56	14	2	4
AMA463xxxxX	24" x 24"	Anodized Finishes	56	14	2	4
AMA463xxxxX	24" x 24"	MetalWood™ Finishes**	56	14	2	5
AMA483xxxxX	24" x 48"	01 White/44 Satin Silver	*	*	4.5	5
AMA483xxxxX	24" x 48"	Premium Painted Colors < 5,000 Sq Ft	*	*	4.5	7
AMA483x371X	24" x 48"	371 Preferred Lacquer Mill	*	*	4.5	5
AMA483xxxxX	24" x 48"	Anodized Finishes	*	*	4.5	7
AMA483xxxxX	24" x 48"	MetalWood™ Finishes**	*	*	4.5	5
AMA263xxxxX	20" x 60"	01 White/44 Satin Silver	*	*	5.5	5
AMA263xxxxX	20" x 60"	Premium Painted Colors < 5,000 Sq Ft	*	*	5.5	7
AMA263x371X	20" x 60"	371 Preferred Lacquer Mill	*	*	5.5	5
AMA263xxxxX	20" x 60"	Anodized Finishes	*	*	5.5	5
AMA263xxxxX	20" x 60"	MetalWood™ Finishes**	*	*	5.5	7

\* Per Order

\*\* MetalWood finishes are bonded onto 0.024" aluminum.

Snap-in Square Edge Panels (AMA)



Product Number	Panel Size	Colors	Packaging		Weight	Service Level
			Sq. Ft.	Pieces		

**Snap-in Square Edge**

**0.032" Aluminum**

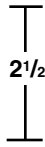
**Standard Perforation (D, E, R, V) with Acoutex Backer**

AMA463xxxx3	24" x 24"	01 White/44 Satin Silver	56	14	2	3
AMA463xxxx3	24" x 24"	Premium Painted Colors < 5,000 Sq Ft	56	14	2	6
AMA463xxxx3	24" x 24"	Premium Painted Colors > 5,000 Sq Ft	56	14	2	8
AMA463x3713	24" x 24"	371 Preferred Lacquer Mill	56	14	2	3
AMA463xxxx3	24" x 24"	Anodized Finishes	56	14	2	3
AMA463xxxx3	24" x 24"	MetalWood™ Finishes**	56	14	2	4
AMA483xxxx3	24" x 48"	01 White/44 Satin Silver	*	*	4.5	4
AMA483xxxx3	24" x 48"	Premium Painted Colors < 5,000 Sq Ft	*	*	4.5	6
AMA483xxxx3	24" x 48"	Premium Painted Colors > 5,000 Sq Ft	*	*	4.5	8
AMA483x3713	24" x 48"	371 Preferred Lacquer Mill	*	*	4.5	4
AMA483xxxx3	24" x 48"	Anodized Finishes	*	*	4.5	4
AMA483xxxx3	24" x 48"	MetalWood™ Finishes**	*	*	4.5	6
AMA263xxxx3	20" x 60"	01 White/44 Satin Silver	*	*	5.5	4
AMA263xxxx3	20" x 60"	Premium Painted Colors < 5,000 Sq Ft	*	*	5.5	6
AMA263xxxx3	20" x 60"	Premium Painted Colors > 5,000 Sq Ft	*	*	5.5	8
AMA263x3713	20" x 60"	371 Preferred Lacquer Mill	*	*	5.5	4
AMA263xxxx3	20" x 60"	Anodized Finishes	*	*	5.5	4
AMA263xxxx3	20" x 60"	MetalWood™ Finishes**	*	*	5.5	6

\* Per Order

\*\* MetalWood finishes are bonded onto 0.024" aluminum.

Snap-in Square Edge Panels (AMA)



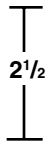
Planostile™ Snap-in Panels

Product Number	Panel Size	Colors	Packaging		Weight	Service Level
			Sq. Ft.	Pieces		
<b>Snap-in Square Edge</b>						
<b>0.032" Aluminum</b>						
<b>Premium Perforation (J, Q) with Acoutex Backer</b>						
AMA463xxxx3	24" x 24"	01 White/44 Satin Silver	56	14	2	5
AMA463xxxx3	24" x 24"	Premium Painted Colors	56	14	2	8
AMA463x3713	24" x 24"	371 Preferred Lacquer Mill	56	14	2	5
AMA463xxxx3	24" x 24"	Anodized Finishes	56	14	2	5
AMA463xxxx3	24" x 24"	MetalWood™ Finishes**	56	14	2	6
AMA483xxxx3	24" x 48"	01 White/44 Satin Silver	*	*	4.5	6
AMA483xxxx3	24" x 48"	Premium Painted Colors	*	*	4.5	8
AMA483x3713	24" x 48"	371 Preferred Lacquer Mill	*	*	4.5	6
AMA483xxxx3	24" x 48"	Anodized Finishes	*	*	4.5	8
AMA483xxxx3	24" x 48"	MetalWood™ Finishes**	*	*	4.5	6
AMA263xxxx3	20" x 60"	01 White/44 Satin Silver	*	*	5.5	6
AMA263xxxx3	20" x 60"	Premium Painted Colors	*	*	5.5	8
AMA263x3713	20" x 60"	371 Preferred Lacquer Mill	*	*	5.5	6
AMA263xxxx3	20" x 60"	Anodized Finishes	*	*	5.5	6
AMA263xxxx3	20" x 60"	MetalWood™ Finishes**	*	*	5.5	8

\* Per Order

\*\* MetalWood finishes are bonded onto 0.024" aluminum.

**Snap-in Bevel Edge Panels (MA461)**



Product Number	Panel Size	Colors	Packaging		Weight	Service Level
			Sq. Ft.	Pieces		

**Snap-in Bevel Edge**

**0.024" Electro-galvanized Steel Solid**

MA461XxxxX	24" x 24"	01 White/44 Satin Silver	56	14	3.5	2
MA461XxxxX	24" x 24"	Premium Painted Colors < 20,000 Sq Ft	56	14	3.5	6
MA461XxxxX	24" x 24"	Premium Painted Colors > 20,000 Sq Ft	56	14	3.5	8

**Standard Perforation (D, E, R, V)**

MA461xxxxX	24" x 24"	01 White/44 Satin Silver	56	14	3.5	3
MA461xxxxX	24" x 24"	Premium Painted Colors < 20,000 Sq Ft	56	14	3.5	6
MA461xxxxX	24" x 24"	Premium Painted Colors > 20,000 Sq Ft	56	14	3.5	8

**Premium Perforation (J, Q)**

MA461xxxxX	24" x 24"	01 White/44 Satin Silver	56	14	3.5	4
MA461xxxxX	24" x 24"	Premium Painted Colors	56	14	3.5	7

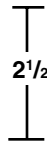
**Standard Perforation (D, E, R, V) with Acoutex Backer**

MA461xxxx3	24" x 24"	01 White/44 Satin Silver	56	14	32	3
MA461xxxx3	24" x 24"	Premium Painted Colors < 20,000 Sq Ft	56	14	32	6
MA461xxxx3	24" x 24"	Premium Painted Colors > 20,000 Sq Ft	56	14	32	8

**Premium Perforation (J, Q) with Acoutex Backer**

MA461xxxx3	24" x 24"	01 White/44 Satin Silver	56	14	32	5
MA461xxxx3	24" x 24"	Premium Painted Colors	56	14	32	8

Snap-in Bevel Edge Panels (AMA461)



Planostile™ Snap-in Panels

Product Number	Panel Size	Colors	Packaging		Weight	Service Level
			Sq. Ft.	Pieces		

**Snap-in Bevel Edge**

**0.032" Aluminum Solid**

AMA461XxxxX	24" x 24"	01 White/44 Satin Silver	56	14	2	2
AMA461XxxxX	24" x 24"	Premium Painted Colors < 5,000 Sq Ft	56	14	2	4
AMA461XxxxX	24" x 24"	Premium Painted Colors > 5,000 Sq Ft	56	14	2	6
AMA461X371X	24" x 24"	371 Preferred Lacquer Mill	56	14	2	2
AMA461XxxxX	24" x 24"	Anodized Finishes	56	14	2	2
AMA461XxxxX	24" x 24"	MetalWood™ Finishes*	56	14	2	4

**Standard Perforation (D, E, R, V)**

AMA461xxxxX	24" x 24"	01 White/44 Satin Silver	56	14	2	3
AMA461xxxxX	24" x 24"	Premium Painted Colors < 5,000 Sq Ft	56	14	2	6
AMA461xxxxX	24" x 24"	Premium Painted Colors > 5,000 Sq Ft	56	14	2	8
AMA461x371X	24" x 24"	371 Preferred Lacquer Mill	56	14	2	3
AMA461xxxxX	24" x 24"	Anodized Finishes	56	14	2	3
AMA461xxxxX	24" x 24"	MetalWood™ Finishes*	56	14	2	4

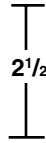
**Premium Perforation (J, Q)**

AMA461xxxxX	24" x 24"	01 White/44 Satin Silver	56	14	2	4
AMA461xxxxX	24" x 24"	Premium Painted Colors	56	14	2	7
AMA461x371X	24" x 24"	371 Preferred Lacquer Mill	56	14	2	4
AMA461xxxxX	24" x 24"	Anodized Finishes	56	14	2	4
AMA461xxxxX	24" x 24"	MetalWood™ Finishes*	56	14	2	5

\* Per Order

\*\* MetalWood finishes are bonded onto 0.024" aluminum.

Snap-in Bevel Edge Panels (AMA461)



Planostile™ Snap-in Panels

Product Number	Panel Size	Colors	Packaging		Weight	Service Level
			Sq. Ft.	Pieces		

**Snap-in Bevel Edge**

**0.032" Aluminum**

**Standard Perforation (D, E, R, V) with Acoutex Backer**

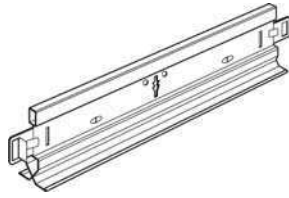
AMA461xxxx3	24" x 24"	01 White/44 Satin Silver	56	14	2	3
AMA461xxxx3	24" x 24"	Premium Painted Colors < 5,000 Sq Ft	56	14	2	6
AMA461xxxx3	24" x 24"	Premium Painted Colors > 5,000 Sq Ft	56	14	2	8
AMA461x3713	24" x 24"	371 Preferred Lacquer Mill	56	14	2	3
AMA461xxxx3	24" x 24"	Anodized Finishes	56	14	2	3
AMA461xxxx3	24" x 24"	MetalWood™ Finishes*	56	14	2	4

**Premium Perforation (J, Q) with Acoutex Backer**

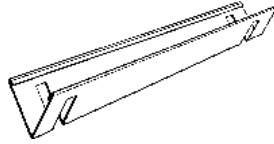
AMA461xxxx3	24" x 24"	01 White/44 Satin Silver	56	14	2	5
AMA461xxxx3	24" x 24"	Premium Painted Colors	56	14	2	8
AMA461x3713	24" x 24"	371 Preferred Lacquer Mill	56	14	2	5
AMA461xxxx3	24" x 24"	Anodized Finishes	56	14	2	5
AMA461xxxx3	24" x 24"	MetalWood™ Finishes*	56	14	2	6

\* Per Order

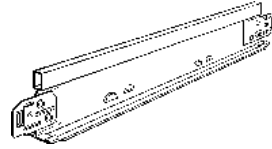
\*\* MetalWood finishes are bonded onto 0.024" aluminum.



**Concealed Snap Bar Main Tee**  
MA010.500CH



**Spacer Bar**  
10.00.826.000H - 10.00.828.000H



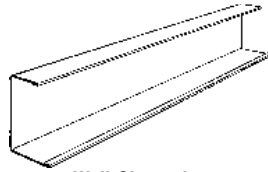
**Spacer Tee**  
10.04.022UL.001 - 10.01.229UL.001  
10.01.210.001H - 10.01.206.001H

Planostile™ Snap-in Suspension

Product Number	Dimensions			Feet	Packaging		Service Level
	Length	Height	Face		Pieces	Weight	
<b>Concealed Snap-Bar Main Tee</b>							
MA010.500CH*	12'	2 1/8"	15/16"	180	15	69	0
<b>Spacer Cross Tee</b>							
10.04.022UL.001CH*	2'	1 1/2"	9/16"	200	100	35	0
10.01.229UL.001H*	2'	1 1/2"	15/16"	150	75	28	0
10.01.210.001	4'	1 1/2"	15/16"	200	50	38	0
10.01.206.001	5'	1 1/2"	15/16"	250	50	61	0
<b>Spacer Bar</b>							
10.00.826.000	2'	1"	1"	80	40	15	0
10.00.828.000	4'	1"	1"	160	40	29	0

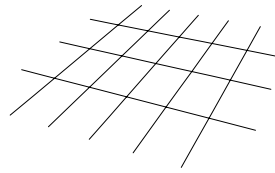
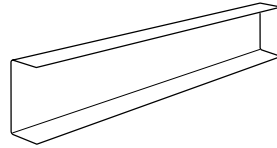
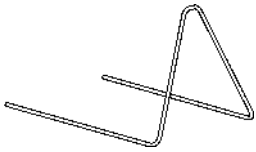
\*Components labeled for U.L. 580 Class 30 system.

Product Number	Description	Packaging			Service Level
		Feet	Pieces	Weight	
<b>Hanger Wire</b>					
96CTL144	12", bundled	-	-	50	0



**Wall Channels**  
60.00.008 - 60.00.009

Product Number	Dimensions			Description	Weight Per Piece	Service Level
	Length	Height	Face			
<b>Wall Channels — Steel</b>						
60.00.009.xxx	10'	2 1/2"	15/16" X 15/16"	01 White/44 Satin Silver Metallic	2.5	1
60.00.009.xxx	10'	2 1/2"	15/16" X 15/16"	Other Colors	2.5	3
<b>Wall Channels — Aluminum*</b>						
60.00.008.xxx	10'	2 1/2"	15/16" X 15/16"	01 White/44 Satin Silver Metallic	4	1
60.00.008.xxx	10'	2 1/2"	15/16" X 15/16"	Other Colors	4	3
60.00.008.xxx	10'	2 1/2"	15/16" X 15/16"	371 Preferred Lacquer Mill/Anodized	4	2
60.00.008.xxx	10'	2 1/2"	15/16" X 15/16"	MetalWood™ Finishes	4	3



**Panel Retainer Clip**  
63.26.031

**Attachment Clip Brace**  
63.26.032

**Hold Down Insert**  
60.00.031-60.00.032  
60.00.033-60.00.034

**Wire Grid Spacer**  
60.00.021

**Poly-Wrapped Acoustical Pads**  
58.01.059.008-58.01.064.008

Planostile™ Snap-in Accessories

Product Number	Length	Height	Face	Weight		Packaging		Service Level
				Per Piece		Feet	Pieces	

**Hold Down Inserts for 2 1/2" Wall Channel – Steel**

60.00.031	11"	27/16"	3/4" x 3/4"	0.5		Per Order		1
60.00.032	22"	27/16"	3/4" x 3/4"	0.5		Per Order		1

**Hold Down Inserts for 2 1/2" Channel – Aluminum**

60.00.033	11"	27/16"	3/4" x 3/4"	0.2		Per Order		1
60.00.034*	22"	27/16"	3/4" x 3/4"	0.2		Per Order		1

\*Components labeled for U.L. 580 Class 30 system.

Product Number	Size	Description	Packaging			Service Level
			Feet	Pieces	Weight	

**Accessories for UL 580 Class 30 Snap-in System for Exterior Soffits**

63.26.031*	4"	Panel Retainer Clip	–	500	7		1
63.26.032*	3" x 3"	Bracing to Snap-Bar Carrier Attachment Clip	–	100	1		1
63.26.035.xxx	120"	Expansion Joint Assembly - painted color	–	Per Order	5		4
63.26.033.xxx	24" x 24"	Access Door Assembly - painted color	–	1	6		3

\*Components labeled for U.L. 580 Class 30 system.

Expansion Joint Assembly includes two pieces of expansion channel and one piece of expansion angle.

Product Number	Length	Description	Packaging			Service Level
			Feet	Pieces	Weight	

**Miscellaneous Accessories**

923	–	Access Key Blade Assembly				Per Order	0
924	–	Access Key Blade*				Per Order	0

\*Access key blade fits into a standard utility knife handle and is used to disengage tiles from the concealed snap bar.

Product Number	Length	Description	Weight		Service Level
			Per Piece		

**Poly-Wrapped Acoustical Pads**

58.01.059.008	24" x 24"	1" x 1 lb.	0.50		2
58.01.061.008	24" x 48"	1" x 1 lb.	1.00		4
58.01.106.008	20" x 60"	1" x 1 lb.	1.00		4
58.01.064.008	24" x 24"	1 1/2" x 1 lb.	0.75		2
58.01.063.008	24" x 48"	1 1/2" x 1 lb.	1.50		4
58.01.107.008	20" x 60"	1 1/2" x 1 lb.	1.50		4

**Wire Grid Spacer**

60.00.021	–	2" x 2", Steel		0.50		1
-----------	---	----------------	--	------	--	---

**Trim Kit**  
63.26.036- 63.26.037-63.26.038

Product Number	Fixture Size	Description	Per Carton	Weight Per Piece	Service Level
<b>Trim Kit* – For 24" x 24" Type G Light Fixture - 24" Carrier Spacing</b>					
63.26.036.xxx	24" x 24"	Standard Painted Color	Per Order	2	3
63.26.036.xxx	24" x 24"	Premium Painted Color	Per Order	2	4
63.26.036.xxx	24" x 24"	Reflective/Anodized/MetalWood™ Finishes	Per Order	2	4
<b>Trim Kit** – For 24" x 48" Type G Light Fixture - 48" Carrier Spacing</b>					
63.26.037.xxx	24" x 48"	Standard Painted Color	Per Order	4	3
63.26.037.xxx	24" x 48"	Premium Painted Color	Per Order	4	4
63.26.037.xxx	24" x 48"	Reflective/Anodized/MetalWood™ Finishes	Per Order	4	4
<b>Trim Kit* – For 24" x 48" Type G Light Fixture - 24" Carrier Spacing</b>					
63.26.038.xxx	20" x 48"	Standard Painted Color	Per Order	5	3
63.26.038.xxx	20" x 48"	Premium Painted Color	Per Order	5	4
63.26.038.xxx	20" x 48"	Reflective/Anodized/MetalWood™ Finishes	Per Order	5	4

\* Kit includes four trim pieces and two variable placement cross tees.

\*\* Kit includes four trim pieces and two spacer bars.



Supply Air Diffuser Assembly (SD)

Return Air Diffuser Assembly (RD)

<b>Panel Finish .....</b>	<b>Coordinating Frame Colors</b>
Painted Color .....	Matching Painted Color
14 Chromecoat .....	44 Satin Silver Metallic
16 Brasscoat .....	535 Classic Gold Metallic
504 Satin Anodized .....	44 Satin Silver Metallic
509 Coppercoat Anodized .....	21 Copper Metallic
371 Preferred Lacquer Mill .....	44 Satin Silver Metallic
650 Maple MetalWood™ .....	401 Maple Paint
653 Oak MetalWood™ .....	402 Oak Paint
651 Cherry MetalWood™ .....	403 Cherry Paint
652 Pumpkin Maple MetalWood™ ...	404 Pumpkin Maple Paint
654 Karri MetalWood™ .....	405 Karri Paint

**One-Slot Supply Air Diffuser Assembly (SD)**

**Two-Slot Supply Air Diffuser Assembly (SD)**

Planostile™ Snap-in Air Diffuser Assemblies

Product Number	Frame	Face Panel Finish	Collar Diameter	Weight Per Piece	Service Level
----------------	-------	-------------------	-----------------	------------------	---------------

**Air Supply Diffuser Assemblies — 24" x 24" Snap-in**

**Snap-in Square Edge - with 0.024" Steel Face Panel**

SDMA463x.1.xxx	One-slot	Painted	8"	4	6
SDMA463x.2.xxx	Two-slot	Painted	8"	6	6
SDMA463x.3.xxx	Three-slot	Painted	10"	7	6
SDMA463x.4.xxx	Four-slot	Painted	10"	8	6

**Snap-in Square Edge - with 0.032" Aluminum Face Panel**

SDAMA463x.1.xxx	One-slot	Painted/Reflective/Anodized/MetalWood	8"	4	6
SDAMA463x.2.xxx	Two-slot	Painted/Reflective/Anodized/MetalWood	8"	6	6
SDAMA463x.3.xxx	Three-slot	Painted/Reflective/Anodized/MetalWood	10"	7	6
SDAMA463x.4.xxx	Four-slot	Painted/Reflective/Anodized/MetalWood	10"	8	6

**Snap-in Bevel Edge - with 0.024" Steel Face Panel**

SDMA461x.1.xxx	One-slot	Painted	8"	4	6
SDMA461x.2.xxx	Two-slot	Painted	8"	6	6
SDMA461x.3.xxx	Three-slot	Painted	10"	7	6
SDMA461x.4.xxx	Four-slot	Painted	10"	8	6

**Snap-in Bevel Edge - with 0.032" Aluminum Face Panel**

SDAMA461x.1.xxx	One-slot	Painted/Reflective/Anodized/MetalWood	8"	4	6
SDAMA461x.2.xxx	Two-slot	Painted/Reflective/Anodized/MetalWood	8"	6	6
SDAMA461x.3.xxx	Three-slot	Painted/Reflective/Anodized/MetalWood	10"	7	6
SDAMA461x.4.xxx	Four-slot	Painted/Reflective/Anodized/MetalWood	10"	8	6

Select air diffuser panel to match surrounding Planostile panels.

Air supply diffuser assemblies includes frame, face panel, plenum and air collar.

Three and four slot frames as well as alternate collar sizes and butterfly dampers are available by special order. Contact CMC for price and lead time.

\*Specify perforation pattern at time of order. Perforated face panel includes insert to block air movement through perforations.

When anodized/reflective/MetalWood panels are used the exposed frame components are painted a coordinating color .

**One-Slot Air Return Diffuser Assembly (RD)**

**Two-Slot Air Return Diffuser Assembly (RD)**

Planostile™ Snap-in Air Diffuser Assemblies

Product Number	Frame	Face Panel Finish	Weight Per Piece	Service Level
----------------	-------	-------------------	------------------	---------------

**Air Return Diffuser Assemblies — 24" x 24" Snap-in**

**Snap-in Square Edge - with 0.024" Steel Face Panel**

RDMA463x.1.xxx	One-slot	Painted	4	6
RDMA463x.2.xxx	Two-slot	Painted	6	6
RDMA463x.3.xxx	Three-slot	Painted	7	6
RDMA463x.4.xxx	Four-slot	Painted	8	6

**Snap-in Square Edge - with 0.032" Aluminum Face Panel**

RDAMA463x.1.xxx	One-slot	Painted/Reflective/Anodized/MetalWood	4	6
RDAMA463x.2.xxx	Two-slot	Painted/Reflective/Anodized/MetalWood	6	6
RDAMA463x.3.xxx	Three-slot	Painted/Reflective/Anodized/MetalWood	7	6
RDAMA463x.4.xxx	Four-slot	Painted/Reflective/Anodized/MetalWood	8	6

**Snap-in Bevel Edge - with 0.024" Steel Face Panel**

RDMA461x.1.xxx	One-slot	Painted	4	6
RDMA461x.2.xxx	Two-slot	Painted	6	6
RDMA461x.3.xxx	Three-slot	Painted	7	6
RDMA461x.4.xxx	Four-slot	Painted	8	6

**Snap-in Bevel Edge - with 0.032" Aluminum Face Panel**

RDAMA461x.1.xxx	One-slot	Painted/Reflective/Anodized/MetalWood	4	6
RDAMA461x.2.xxx	Two-slot	Painted/Reflective/Anodized/MetalWood	6	6
RDAMA461x.3.xxx	Three-slot	Painted/Reflective/Anodized/MetalWood	7	6
RDAMA461x.4.xxx	Four-slot	Painted/Reflective/Anodized/MetalWood	8	6

Select air diffuser panel to match surrounding Planostile panels.

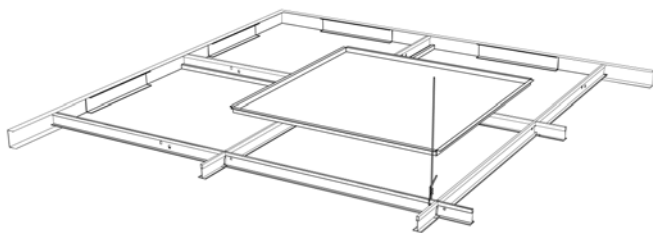
Air return diffuser assembly includes frame, face panel and air return light shield.

\*Specify perforation pattern at time of order. Perforated face panel includes insert to block air movement through perforations.

When anodized/reflective/MetalWood panels are used the exposed frame components are painted a coordinating color .

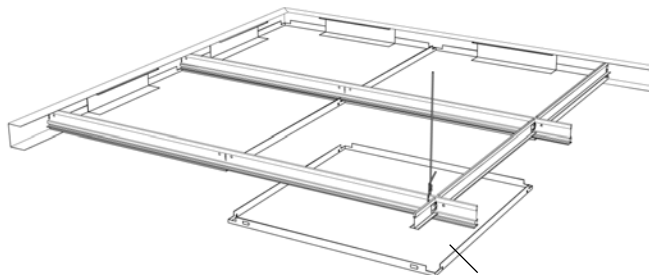


**Lay-in Flat or Reveal-edge Panel**



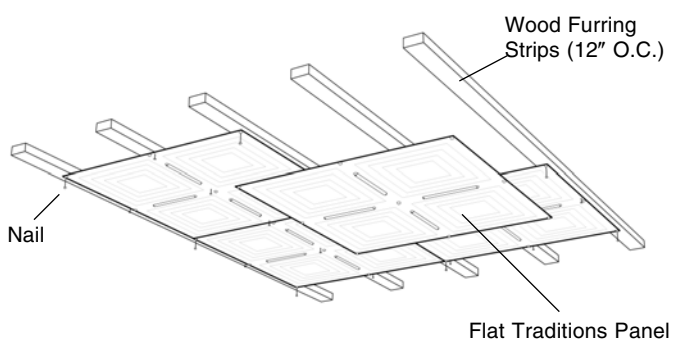
Lay-in Flat or Reveal-edge Panel

**Snap-in Panel**

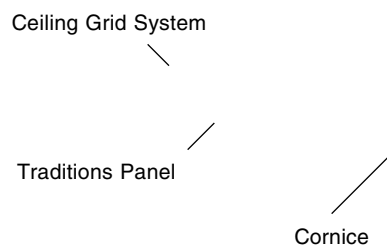


Snap-in Panel

**Nail-up Flat Panel**



**Cornices (concave/convex)**





**Painted Colors**

- 01 White
- 08 Black
- 21 Copper Metallic
- 23 Sandstone
- 44 Satin Silver Metallic
- 094 Clearcoat
- 379 Gloss White
- 386 Gloss Black
- 431 Whitewash
- 520 Polar White
- 521 Nickel



- 524 Silver
- 527 Champagne Metallic
- 528 Sandstone Metallic
- 529 Nickel Metallic
- 530 Sky Metallic
- 531 Green Metallic
- 533 Copper Penny Metallic
- 534 Natural Metal Metallic
- 535 Classic Gold Metallic
- 536 Brown Metallic
- Other painted color

**Reflective Finish**

- 371 Preferred Lacquer Mill

**Anodized Finishes**

- 14 Chromecoat
- 16 Brasscoat
- 509 Coppercoat

**Product Notes**

- Panels are not subject to return due to finish imperfections inherent in panel forming process.
- Bare steel panels are chromium treated and require oil based paint or polyurethane to prevent rusting and tarnishing.
- 371 Preferred Lacquer Mill aluminum is recommended in place of clear coating bare steel.
- 01 White, 14 Chromecoat, 16 Brasscoat and 509 Coppercoat panels include a protective peelcoat.
- Custom color matching requires color sample or paint manufacturer and color number.
- Filler panels are 2' x 4' only and require trimming for lay-in application.
- Patterns 36, 37 and 38 are bare or painted only.
- Lay-in panels must be used with 15/16" grid and a gypsum panel lay-in backer.
- For Snap-in suspension and wall channels refer to Planostile price list.
- Cornices ship flat and formed to desired radius during installation.

**Service:**

- Maximum order quantity for Service Level 0 items is 100 pieces.
- Service Level represents 1 - 999 Sq. Ft.

Quantity	Service Level			
	Bare	01 White	Painted Color	Reflective/Anodized
1,000 - 19,999	4	4	8	8

- Custom colors - Service Level lead time begins after receipt of color approval.
- Perforated panels in patterns 1-7, 21, 22, 26, 28, 101, 102 and filler panel - Service Level + 2 weeks.
- Perforated panels in other patterns- Service Level + 3 weeks.
- For perforations on other panel patterns - consult CMC Customer Service.

(Patterns shown on 2' x 2' panels)

Traditions™ Panel Patterns

0 (24" pattern)

1\* (12" pattern)

2\* (6" pattern)

3\* (6" pattern)

4\* (3" pattern)

5\* (6" pattern)

6\* (6" pattern)

7\* (12" pattern)

8 (24" pattern)

9 (24" pattern)

10 (24" pattern)

11 (24" pattern)

12 (24" pattern)

21\* (6" pattern)

22\* (6" pattern)

23 (6" pattern)

\* Available perforated.

(Patterns shown on 2' x 2' panels)

24 (12" pattern)

25 (12" pattern)

26\* (12" pattern)

27 (12" pattern shown) 29 (24" pattern)

28\* (12" pattern)

30 (24" pattern)

31 (24" pattern)

32 (24" pattern)

33 (24" pattern)

34 (24" pattern)

35 (24" pattern)

000 (standard filler)\*\*

37 (1'x 2')

36 (24" pattern)                      38 (1'x 1')

These patterns are available in Bare .000 and painted only.  
Standard nail-up installation procedures are not applicable to patterns 36, 37 & 38. These panels require special installation techniques using 1" x 2" furring strips for attachment. Proper installation instructions are available in the CMC Tech Data literature series or by contacting CMC Customer Service.


101 (molded filler)\*\*

102 (molded filler)\*\*

Traditions™ Panel Patterns

\* Available perforated. \*\* 2'x 4' only.

PERFORATION "U"  
TRADITIONS PANELS ONLY!



39R88S

.039" Diameter holes on  
.088" Staggered Centers  
(17.8% open area)  
(VENDOR SUPPLIED)

Traditions™ Estimator Guide

### Estimator Guide

Assumes continuous interior area of solid panels. Perimeter treatments and other components not included.

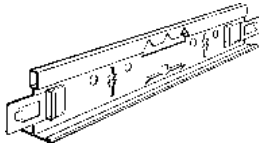
System	Product	Unit of Measure	Qty per Sq. Ft.	Sq. Ft. per Product
24" x 24" Lay-in	Suspension - Main Tee @ 48"	LF	0.25	-
	Suspension - 4' Cross Tee @ 24"	LF	0.50	-
	Suspension - 2' Cross Tee @ 48"	LF	0.25	-
	Panel - 24" x 24"	Pc	0.25	4.00
	Hold Down Clip	Pc	1.0	-
24" x 48" Lay-in	Suspension - Main Tee @ 48"	LF	0.25	-
	Suspension - 4' Cross Tee @ 24"	LF	0.50	-
	Panel - 24" x 48"	Pc	0.13	8.00
	Hold Down Clip	Pc	1.0	-
24" x 24" Snap-in	Suspension - Snap-Bar @ 24"	LF	0.50	-
	Suspension - 2' Cross Tee @ 48"	LF	0.25	-
	Panel - 24" x 24"	Pc	0.25	4.00
12" x 12" Nail-up	Panel - 12" x 12"	Pc	1.0	1.00
	Nail	Pc	4.0	-
12" x 24" Nail-up	Panel - 12" x 24"	Pc	0.50	2.00
	Nail	Pc	3.0	-
24" x 24" Nail-up	Panel - 24" x 24"	Pc	0.25	4.00
	Nail	Pc	2.0	-
24" x 48" Nail-up	Panel - 24" x 48"	Pc	0.125	8.00
	Nail	Pc	2.1	-
24" x 96" Nail-up	Panel - 24" x 96"	Pc	0.06	16.00
	Nail	Pc	2.4	-



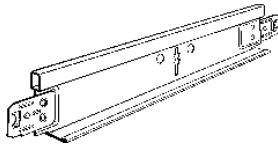
Product Number	Pattern	Description	Packaging			Service Level
			Sq. Ft.	Pieces	Weight	
<b>2' x 2' Lay-in for 15/16" Grid</b>						
63.22.xxx.000	0, 1, 3, 5, 7, 8, 10, 25, 26	Steel-Bare	100	25	50	0
63.22.xxx.000	2, 4, 6, 9, 11 12, 21-24, 28-36	Steel-Bare	100	25	50	2
63.22.xxx.001	0-12	Steel-01 White	100	25	50	3
63.22.xxx.xxx	0-12, 21-36*	Steel-Painted	100	25	50	3
63.22.xxx.xxx	0-12	Aluminum-Reflective/Anodized	100	25	30	3
<b>2' x 4' Lay-in for 15/16" Grid</b>						
63.24.xxx.000	7	Steel-Bare	120	15	60	0
63.24.xxx.000	0-6, 8-12, 21-36*	Steel-Bare	120	15	60	2
63.24.xxx.xxx	0-12, 21-36*	Steel-Painted	120	15	60	4
63.24.xxx.xxx	0-12, 21-35	Aluminum-Reflective/Anodized	120	15	35	4
<b>2' x 2' Reveal Lay-in for 15/16" Grid</b>						
64.22.xxx.000	0, 1, 3, 4	Steel-Bare	80	20	50	2
64.22.xxx.xxx	0, 1, 3, 4	Steel-Painted	80	20	50	4
64.22.xxx.xxx	0, 1, 3, 4	Aluminum-Reflective/Anodized	80	20	30	4
<b>2' x 2' Snap-in**</b>						
66.22.xxx.000	3, 7	Steel-Primer	80	20	50	2
66.22.xxx.xxx	3, 7	Steel-Painted	80	20	50	4

\* Pattern 36 is 48" long.

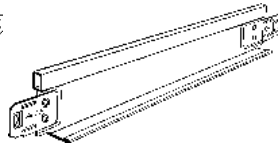
\*\* Refer to Planostile Snap-in for suspension and wall channels/hold down inserts.



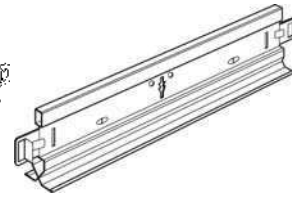
**Main Tee**  
10.00.250 - 10.00.260



**Cross Tee**  
10.01.209



**Cross Tee**  
10.01.229



**Concealed Snap Bar Main Tee**  
MA010.500CH



**Wall Angle**  
10.01.409

Product Number	Dimensions			Description	Weight		Service Level
	Length	Height	Face		Per Piece		

**15/16" Grid**

**Main Tee (Intermediate Duty)**

10.00.250.001H	12'	1 1/2"	15/16"	01 White	3	1
10.00.260.044H	12'	1 1/2"	15/16"	44 Satin Silver Metallic	3	1
10.00.250.xxxH	12'	1 1/2"	15/16"	Other Colors	3	3
10.00.260.xxxH	12'	1 1/2"	15/16"	Aluminum-Reflective/Anodized	3	2

**Cross Tees – Stab-in/Butt Cut**

10.01.209.xxxH	4'	1 1/2"	15/16"	01 White/44 Satin Silver Metallic	1	1
10.01.209.xxxH	4'	1 1/2"	15/16"	Other Colors	1	3
10.01.209.xxxH	4'	1 1/2"	15/16"	Aluminum-Reflective/Anodized	1	2
10.01.229.xxxH	2'	1 1/2"	15/16"	01 White/44 Satin Silver Metallic	0.5	1
10.01.229.xxxH	2'	1 1/2"	15/16"	Other Colors	0.5	3
10.01.229xxxH	2'	1 1/2"	15/16"	Aluminum-Reflective/Anodized	0.5	2

Note: Grid is not available in Bare 000.

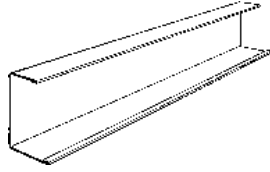
**Concealed Snap-Bar Main Tee**

MA010.500CH	12'	2 1/8"	15/16"	Bare	5	0
-------------	-----	--------	--------	------	---	---

Product Number	Dimensions			Colors	Packaging			Service Level
	Length	Height	Face		LF	Pieces	Weight	

**Wall Angle**

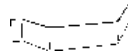
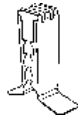
10.01.409.xxxH	12'	3/4"	15/16"	01 White/44 Satin Silver Metallic	12	10	1.8	1
10.01.409.xxxH	12'	3/4"	15/16"	Other Colors	12	10	1.8	3
10.01.409.xxx	12'	3/4"	15/16"	Aluminum-Reflective/Anodized	12	10	1.8	2



Wall Channels  
60.00.010 - 60.00.011

Product Number	Dimensions			Description	Weight Per Piece	Service Level
	Length	Height	Face			
<b>Wall Channels — Steel</b>						
60.00.010.xxx	10'	1 <sup>9</sup> / <sub>16</sub> "	3/4" x 15/16"	01 White/44 Satin Silver	2.2	1
60.00.010.xxx	10'	1 <sup>9</sup> / <sub>16</sub> "	3/4" x 15/16"	Other Colors	2.2	3
<b>Wall Channels — Aluminum</b>						
60.00.011.xxx	10'	1 <sup>9</sup> / <sub>16</sub> "	3/4" x 15/16"	01 White/44 Satin Silver	2.2	1
60.00.011.xxx	10'	1 <sup>9</sup> / <sub>16</sub> "	3/4" x 15/16"	Other Colors	2.2	3
60.00.011.xxx	10'	1 <sup>9</sup> / <sub>16</sub> "	3/4" x 15/16"	Aluminum-Reflective/Anodized	2.2	2

Traditions™ Lay-in Suspension



**Hold Down Clip**  
63.26.200

**Wall Spring**  
63.26.202

**Poly-Wrapped Acoustical Pad**  
58.01.059.008-58.01.064.008

Product Number	Description	Packaging			Service Level
		Feet	Pieces	Weight	
<b>Panel Hold Down</b>					
63.26.200	Grid Hold Down Clip - Steel	1000	16	0	
63.26.202	Wall Spring - 5/8" face x 7/8" deep	1000	17	0	
<b>Touch-up Paint</b>					
940.xxx	Touch-Up Paint, 12 oz. spray can*	-	1	1	1
941.xxx	Touch-Up Paint, gallon	-	1	12	3

\*14 standard grid colors.

Product Number	Panel Size	Description	Weight		Service Level
			Per Piece		
<b>Poly-Wrapped Acoustical Pads</b>					
58.01.059.008	24" x 24"	1" x 1 lb.	0.50		2
58.01.061.008	24" x 48"	1" x 1 lb.	1.00		4
58.01.064.008	24" x 24"	1 1/2" x 1 lb.	0.75		2
58.01.063.008	24" x 48"	1 1/2" x 1 lb.	1.50		4

Product Number	Name	Per Carton			Service Level
		Sq. Ft.	Pcs	Wt	

**Gypsum Panel Backer for Lay-in Metal Panels**

**1/2" x 24" x 24"**

7773.01V	Concord	32	8	60	0
----------	---------	----	---	----	---

**1/2" X 24" X 48"**

7771.01 V	Concord	32	4	60	0
-----------	---------	----	---	----	---

Product Number	Description	Packaging			Service Level
		Feet	Pieces	Weight	
<b>Hanger Wire</b>					
96CTL144	12", bundled	-	-	50	0

Product Number	Pattern	Description	Packaging			Service Level
			Sq. Ft.	Pieces	Weight	

**Nail-up Panels**

**1' x 1'**

63.11.038.000	38	Steel-Bare	25	25	15	2
63.11.038.xxx	38	Steel-Painted	25	25	15	4

**1' x 2'**

63.12.037.000	37	Steel-Bare	50	25	25	2
63.12.037.xxx	37	Steel-Painted	50	25	25	4

**2' x 2'**

63.12.036.000	36	Steel-Bare	100	25	50	2
63.12.036.xxx	36	Steel-Painted	100	25	50	4

**2' x 4'**

63.25.xxx.000	1, 3	Steel-Bare	120	15	60	0
63.25.xxx.000	0, 2, 4-12, 21-36*	Steel-Bare	120	15	60	2
63.25.xxx.001	0-12, 21-36*	Steel-01 White	120	15	60	3
63.25.xxx.xxx	0-12, 21-36*	Steel-Painted	120	15	60	4
63.25.xxx.xxx	0-12, 21-35	Aluminum-Reflective/Anodized	120	15	35	4

**2' x 8'**

63.28.xxx.000	1-8, 10, 11, 21, 25, 32, 34	Steel-Bare	Per Order			4
---------------	-----------------------------	------------	-----------	--	--	---

\* Pattern 36 is 48" long.

\*\* See notes for packaging adder.

**Filler Panels**

**2' x 4' - For Perimeter Use**

63.26.xxx.000	000, 101	Steel-Bare	Per Order			0
63.26.102.000	102	Steel-Bare	Per Order			1
63.26.xxx.001	000, 101, 102	Steel-01 White	Per Order			2
63.26.xxx.xxx	000, 101, 102	Steel-Painted	Per Order			3
63.26.xxx.xxx	000, 101, 102	Aluminum-Reflective/Anodized	Per Order			4

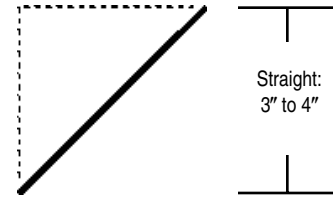
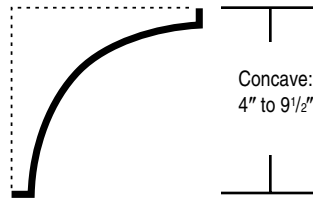
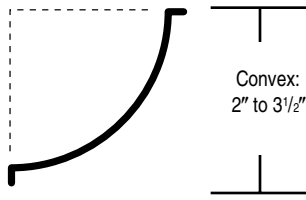
**Backsplash Panels**

**18.5" x 48.5"**

63.27.xxx.600**	2-6, 21	Stainless Steel	Per Order			3
-----------------	---------	-----------------	-----------	--	--	---

\*\* Stainless steel not available perforated.

Traditions™ Nail-up Panels



Patterns

Convex

Concave

Straight

63.40.020

63.40.030

63.40.025

63.40.040

63.40.050

63.40.041

63.40.026

63.40.060

63.40.075

63.40.062

63.40.035

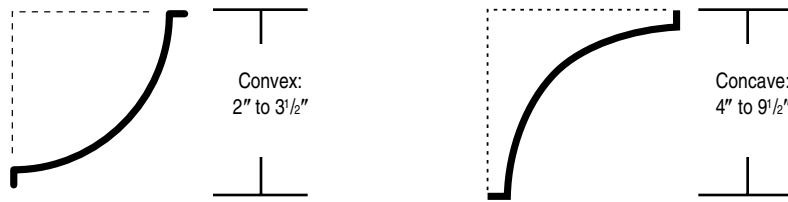
63.40.063

63.40.095

Girder Nosing

63.40.015

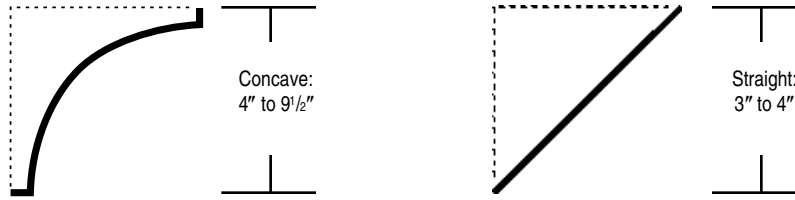
63.40.085



Product Number	Nominal Dimensions			Description	Weight Per Piece	Service Level
	Length	Height	Projection			
<b>Convex</b>						
63.40.020.000	4'	2"	2"	Steel-Bare	0.75	2
63.40.020.xxx	4'	2"	2"	Steel-Painted	0.75	3
63.40.020.xxx	4'	2"	2"	Aluminum-Reflective/Anodized	0.75	3
63.40.025.000	4'	2 1/2"	2 1/2"	Steel-Bare	0.75	2
63.40.025.xxx	4'	2 1/2"	2 1/2"	Steel-Painted	0.75	3
63.40.025.xxx	4'	2 1/2"	2 1/2"	Aluminum-Reflective/Anodized	0.75	3
63.40.026.000	4'	2 1/2"	2 1/2"	Steel-Bare	0.75	0
63.40.026.xxx	4'	2 1/2"	2 1/2"	Steel-Painted	0.75	3
63.40.026.xxx	4'	2 1/2"	2 1/2"	Aluminum-Reflective/Anodized	0.75	3
63.40.035.000	4'	3 1/2"	3 1/2"	Steel-Bare	0.75	2
63.40.035.xxx	4'	3 1/2"	3 1/2"	Steel-Painted	0.75	3
63.40.035.xxx	4'	3 1/2"	3 1/2"	Aluminum-Reflective/Anodized	0.75	3
<b>Concave</b>						
63.40.040.000	4'	4"	4"	Steel-Bare	1.00	2
63.40.040.xxx	4'	4"	4"	Steel-Painted	1.00	3
63.40.040.xxx	4'	4"	4"	Aluminum-Reflective/Anodized	1.00	3
63.40.050.000	4'	4"	4"	Steel-Bare	1.00	2
63.40.050.xxx	4'	4"	4"	Steel-Painted	1.00	3
63.40.050.xxx	4'	4"	4"	Aluminum-Reflective/Anodized	1.00	3
63.40.060.000	4'	6"	6"	Steel-Bare	1.50	2
63.40.060.xxx	4'	6"	6"	Steel-Painted	1.50	3
63.40.060.xxx	4'	6"	6"	Aluminum-Reflective/Anodized	1.50	3
63.40.063.000	4'	6 1/4"	6 1/4"	Steel-Bare	1.75	2
63.40.063.xxx	4'	6 1/4"	6 1/4"	Steel-Painted	1.75	3
63.40.063.xxx	4'	6 1/4"	6 1/4"	Aluminum-Reflective/Anodized	1.75	3

(Concave continued on next page)

Traditions™ Cornices



Product Number	Nominal Dimensions			Description	Weight Per Piece	Service Level
	Length	Height	Projection			
<b>Concave</b> (continued from previous page)						
63.40.075.000	4'	6"	6"	Steel-Bare	1.00	2
63.40.075.xxx	4'	6"	6"	Steel-Painted	1.00	3
63.40.075.xxx	4'	6"	6"	Aluminum-Reflective/Anodized	1.00	3
63.40.085.000	4'	8 <sup>3</sup> / <sub>4</sub> "	8 <sup>3</sup> / <sub>4</sub> "	Steel-Bare	2.50	2
63.40.085.xxx	4'	8 <sup>3</sup> / <sub>4</sub> "	8 <sup>3</sup> / <sub>4</sub> "	Steel-Painted	2.50	3
63.40.085.xxx	4'	8 <sup>3</sup> / <sub>4</sub> "	8 <sup>3</sup> / <sub>4</sub> "	Aluminum-Reflective/Anodized	2.50	3
63.40.095.000	4'	9 <sup>1</sup> / <sub>2</sub> "	9 <sup>1</sup> / <sub>2</sub> "	Steel-Bare	3	2
63.40.095.xxx	4'	9 <sup>1</sup> / <sub>2</sub> "	9 <sup>1</sup> / <sub>2</sub> "	Steel-Painted	3	3
63.40.095.xxx	4'	9 <sup>1</sup> / <sub>2</sub> "	9 <sup>1</sup> / <sub>2</sub> "	Aluminum-Reflective/Anodized	3	3
<b>Straight</b>						
63.40.030.000	4'	3"	3"	Steel-Bare	0.85	2
63.40.030.xxx	4'	3"	3"	Steel-Painted	0.85	3
63.40.030.xxx	4'	3"	3"	Aluminum-Reflective/Anodized	0.85	3
63.40.041.000	4'	4"	4"	Steel-Bare	1.00	2
63.40.041.xxx	4'	4"	4"	Steel-Painted	1.00	3
63.40.041.xxx	4'	4"	4"	Aluminum-Reflective/Anodized	1.00	3
63.40.062.000	4'	6"	6"	Steel-Bare	1.50	2
63.40.062.xxx	4'	6"	6"	Steel-Painted	1.50	3
63.40.062.xxx	4'	6"	6"	Aluminum-Reflective/Anodized	1.50	3
<b>Girder Nosing</b>						
63.40.015.000	4'	1 <sup>1</sup> / <sub>2</sub> "	1 <sup>1</sup> / <sub>2</sub> "	Steel-Bare	–	2
63.40.015.xxx	4'	1 <sup>1</sup> / <sub>2</sub> "	1 <sup>1</sup> / <sub>2</sub> "	Steel-Painted	–	3
63.40.015.xxx	4'	1 <sup>1</sup> / <sub>2</sub> "	1 <sup>1</sup> / <sub>2</sub> "	Aluminum-Reflective/Anodized	–	3



**Cone Head Nail**  
63.26.100

Product Number	Description	Weight		Service Level
		Per Carton		
<b>Cone Head Nails*</b>				
63.26.100.000	00 Bare	1	0	
63.26.100.001	01 White Finish	1	0	
63.26.100.014	14 Chrome Finish**	1	0	
63.26.100.016	16 Brass Finish	1	0	
63.26.100.509	509 Copper Finish	1	0	
63.26.100.600	600 Stainless Steel	1	0	

\* One carton contains approximately 500 nails, enough for approximately 200 Square Feet of panels and 124 Lineal Feet of cornice.

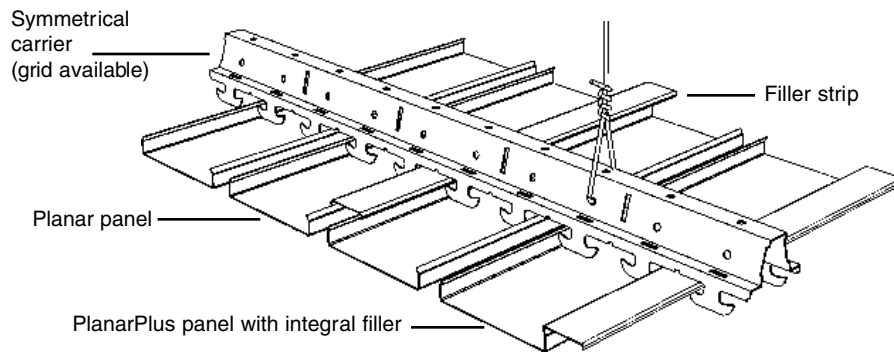
\*\* Use with Chrome and Preferred Lacquer Mill panels.

**Touch-up Paint**

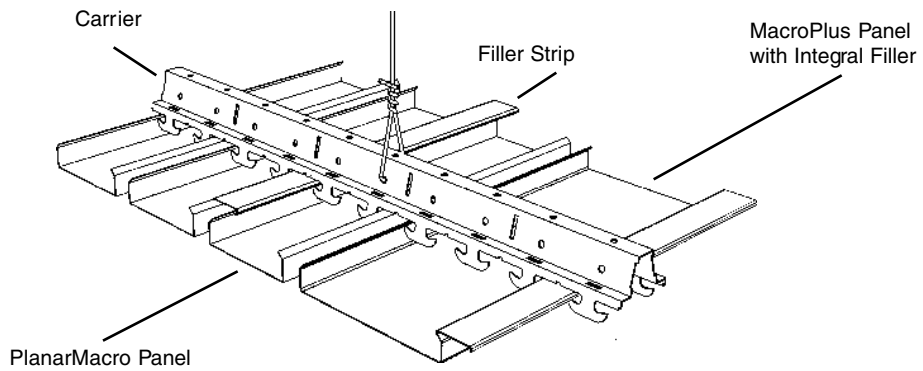
940.xxx	Touch-Up Paint, 12 oz. spray can*	–	1	1	1
941.xxx	Touch-Up Paint, gallon	–	1	12	3

\* 14 Standard Grid colors only.

**Planar® PlanarPlus®**



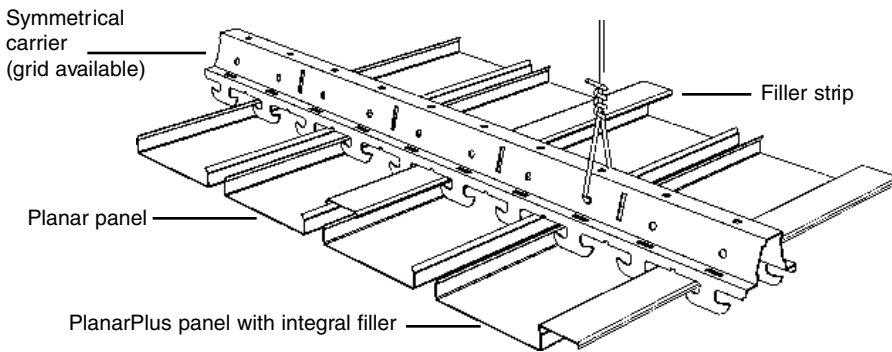
**PlanarMacro® MacroPlus®**




Planar® PlanarPlus® PlanarMacro® MacroPlus®



Planar® PlanarPlus® PlanarMacro® MacroPlus®



Perforation Pattern "T"



62R216S

.0625" Diameter holes on  
.216" Staggered Centers  
(7.6% open area)

**Standard Painted Colors**

- 01 White
- 44 Satin Silver Metallic

**Premium Painted Colors**

- 21 Copper Metallic
- 23 Sandstone
- 379 Gloss White
- 386 Gloss Black
- 431 Whitewash
- 520 Polar White
- 521 Nickel
- 524 Silver
- 527 Champagne Metallic
- 528 Sandstone Metallic



- 529 Nickel Metallic
- 530 Sky Metallic
- 531 Green Metallic
- 533 Copper Penny Metallic
- 534 Natural Metal Metallic
- 535 Classic Gold Metallic
- 536 Brown Metallic
- Other painted color

**Reflective Finishes**

- 56 Bright Brass\*
- 58 Bright Mirror\*
- 369 Brushed Gold\*
- 371 Preferred Lacquer Mill
- 378 Brushed Chromecoat\*

\*\* Available 0.025" only.

**Anodized Finishes**

- 14 Chromecoat
- 16 Brasscoat
- 504 Satin
- 509 Coppercoat

**Natural Wood Veneer**

- F finished
  - U unfinished
- Contact CMC for range of veneers.

**MetalWood™ Finishes**

- 650 Maple
- 653 Oak
- 651 Cherry
- 652 Pumpkin Maple
- 654 Karri

**Coordinating Solid Paint Colors to MetalWood™ Finishes**

- 401 Maple
- 402 Oak
- 403 Cherry
- 404 Pumpkin Maple
- 405 Karri

**Product Notes:**

- System pricing is shown for approximate comparison purposes only. Actual pricing to be by individual component.
- Standard length is 12' with a panel tolerance of ±1/8". Special lengths are available from 2' to 16'.
- Custom color matching requires customer color sample or paint manufacturer and color number.
- Other CMC colors - For orders 5,000 Sq. Ft. and greater, use standard color pricing.
- PVDF coatings - Pricing and Service Levels may vary depending on product and size of order.
- Natural Wood Veneers are available only on solid panels without integral filler strip.
- Natural Wood Veneers - Panel to panel shade and grain variations is inherent and not cause for rejection.
- Natural Wood Veneers - Finished coating is clear unless specified otherwise at time of order.
- Exterior soffit design and engineering is customer's responsibility. Exterior soffit applications must be identified at time of order.
- Consult with an engineer to evaluate the suitability of the system for the intended application.

**Service:**

- Service Levels represent 0 - 4,999 LF.

Quantity	Standard Painted Colors	Service Level		
		Premium Painted Colors	Reflective/Anodized Finishes	MetalWood Finishes
5,000 - 9,999	4	4	4	6
10,000 - 49,999	4	5	6	12
50,000 - 100,000	8	8	8	14

- Custom color match approval samples are available upon request - Service Level 2 weeks.
- Custom colors - Service Level begins after receipt of color approval.

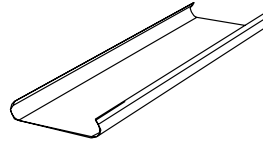
Planar® PlanarPlus®

**Estimator Guide**

Assumes continuous interior area using 144" long panels. Perimeter treatments and other components not included.

<b>Product</b>	<b>Unit of Measure</b>	<b>Spacing</b>	<b>Qty per Sq. Ft.</b>	<b>Qty per LF</b>
Symmetrical Carrier	LF	50"	0.24	4.166
Carrier Splice	Piece	One per End Splice	0.02	–
Stabilizer Bar	Piece	48"	0.25	–
4" Panel	LF	4"	3.00	0.333
4" Splice Plate	Piece	One per End Splice	0.25	–
Filler Strip	LF	4"	3.00	0.333





**4" Planar Round Edge**  
58.01.044 - 58.01.055

Product Number	Dimensions			Description	Packaging			Service Level
	Length	Height	Face		Feet	Pieces	Weight	

**4" Planar Round Edge – Open Reveal**

**0.025" Aluminum – Solid**

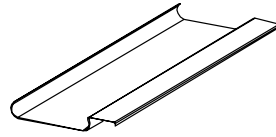
58.01.044.xxx	12'	5/8"	3 1/4"	Standard Painted Colors	240	20	32	2
58.01.044.xxx	12'	5/8"	3 1/4"	Premium Painted Colors <20 MLF	240	20	32	3
58.01.044.xxx	12'	5/8"	3 1/4"	Premium Painted Colors >20 MLF	240	20	32	5
58.01.044.xxx	12'	5/8"	3 1/4"	Reflective Finishes	240	20	32	2
58.01.055.xxx	12'	5/8"	3 1/4"	Anodized Finishes	240	20	32	2
58.01.044.xxx	12'	5/8"	3 1/4"	MetalWood™ Finishes	240	20	34	4
58.01.044.xxxU	10'	5/8"	3 1/4"	Natural Wood Veneer - unfinished	200	20	25	8
58.01.044.xxxF	10'	5/8"	3 1/4"	Natural Wood Veneer - finished	200	20	25	8

**0.025" Aluminum – Perforated**

58.01.044.xxxT	12'	5/8"	3 1/4"	Standard Painted Colors	240	20	32	3
58.01.044.xxxT	12'	5/8"	3 1/4"	Premium Painted Colors <20 MLF	240	20	32	4
58.01.044.xxxT	12'	5/8"	3 1/4"	Premium Painted Colors >20 MLF	240	20	32	5
58.01.044.xxxT	12'	5/8"	3 1/4"	Reflective Finishes	240	20	32	3
58.01.055.xxxT	12'	5/8"	3 1/4"	Anodized Finishes	240	20	32	3
58.01.044.xxxT	12'	5/8"	3 1/4"	MetalWood™ Finishes	240	20	34	5

**0.025" Aluminum – Perforated with Acoutex Backer**

58.01.044.xxxX	12'	5/8"	3 1/4"	Standard Painted Colors	240	20	32	3
58.01.044.xxxX	12'	5/8"	3 1/4"	Premium Painted Colors <20 MLF	240	20	32	4
58.01.044.xxxX	12'	5/8"	3 1/4"	Premium Painted Colors >20 MLF	240	20	32	5
58.01.044.xxxX	12'	5/8"	3 1/4"	Reflective Finishes	240	20	32	3
58.01.055.xxxX	12'	5/8"	3 1/4"	Anodized Finishes	240	20	32	3
58.01.044.xxxX	12'	5/8"	3 1/4"	MetalWood™ Finishes	240	20	34	5



4" Planar Plus Round Edge  
58.03.012 58.04.065

Product Number	Dimensions			Description	Packaging			Service Level
	Length	Height	Face		Feet	Pieces	Weight	

**4" PlanarPlus Round Edge – Matching Integral Filler**

**0.025" Aluminum – Solid**

58.03.012.xxx	12'	5/8"	3 1/4"	Standard Painted Colors	240	20	40	2
58.03.012.xxx	12'	5/8"	3 1/4"	Premium Painted Colors <15MLF	240	20	40	3
58.03.012.xxx	12'	5/8"	3 1/4"	Premium Painted Colors >15MLF	240	20	40	5
58.03.012.xxx	12'	5/8"	3 1/4"	Reflective Finishes	240	20	40	2
58.04.065.xxx	12'	5/8"	3 1/4"	Anodized Finishes	240	20	40	2
58.03.012.xxx	12'	5/8"	3 1/4"	MetalWood™ Finishes	240	20	42	4

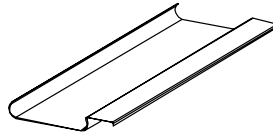
**0.025" Aluminum – Perforated**

58.03.012.xxxT	12'	5/8"	3 1/4"	Standard Painted Colors	240	20	40	3
58.03.012.xxxT	12'	5/8"	3 1/4"	Premium Painted Colors <15MLF	240	20	40	4
58.03.012.xxxT	12'	5/8"	3 1/4"	Premium Painted Colors >15MLF	240	20	40	6
58.03.012.xxxT	12'	5/8"	3 1/4"	Reflective Finishes	240	20	40	3
58.04.065.xxxT	12'	5/8"	3 1/4"	Anodized Finishes	240	20	40	3
58.03.012.xxxT	12'	5/8"	3 1/4"	MetalWood™ Finishes	240	20	42	5

**0.025" Aluminum – Perforated with Acoutex Backer**

58.03.044.xxxX	12'	5/8"	3 1/4"	Standard Painted Colors	240	20	40	3
58.03.044.xxxX	12'	5/8"	3 1/4"	Premium Painted Colors <15MLF	240	20	40	4
58.03.044.xxxX	12'	5/8"	3 1/4"	Premium Painted Colors >15MLF	240	20	40	5
58.03.044.xxxX	12'	5/8"	3 1/4"	Reflective Finishes	240	20	40	3
58.04.065.xxxX	12'	5/8"	3 1/4"	Anodized Finishes	240	20	40	3
58.03.044.xxxX	12'	5/8"	3 1/4"	MetalWood™ Finishes	240	20	42	5

Planar® PlanarPlus® Panels



**4" Planar Plus Round Edge**  
58.03.012 58.04.065

Product Number	Dimensions			Description	Packaging			Service Level
	Length	Height	Face		Feet	Pieces	Weight	

**4" PlanarPlus Round Edge – Black Integral Filler**

**0.025" Aluminum – Solid**

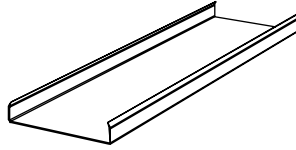
58.03.012.xxxB	12'	5/8"	3 1/4"	Standard Painted Colors	240	20	40	2
58.03.012.xxxB	12'	5/8"	3 1/4"	Premium Painted Colors <15MLF	240	20	40	3
58.03.012.xxxB	12'	5/8"	3 1/4"	Premium Painted Colors >15MLF	240	20	40	5
58.03.012.xxxB	12'	5/8"	3 1/4"	Reflective Finishes	240	20	40	2
58.04.065.xxxB	12'	5/8"	3 1/4"	Anodized Finishes	240	20	40	2

**0.025" Aluminum – Perforated**

58.03.012.xxxBT	12'	5/8"	3 1/4"	Standard Painted Colors	240	20	40	3
58.03.012.xxxBT	12'	5/8"	3 1/4"	Premium Painted Colors <15MLF	240	20	40	4
58.03.012.xxxBT	12'	5/8"	3 1/4"	Premium Painted Colors >15MLF	240	20	40	6
58.03.012.xxxBT	12'	5/8"	3 1/4"	Reflective Finishes	240	20	40	3
58.04.065.xxxBT	12'	5/8"	3 1/4"	Anodized Finishes	240	20	40	3

**0.025" Aluminum – Perforated with Acoutex Backer**

58.03.012.xxxBX	12'	5/8"	3 1/4"	Standard Painted Colors	240	20	40	3
58.03.012.xxxBX	12'	5/8"	3 1/4"	Premium Painted Colors <15MLF	240	20	40	4
58.03.012.xxxBX	12'	5/8"	3 1/4"	Premium Painted Colors >15MLF	240	20	40	6
58.03.012.xxxBX	12'	5/8"	3 1/4"	Reflective Finishes	240	20	40	3
58.04.065.xxxBX	12'	5/8"	3 1/4"	Anodized Finishes	240	20	40	3



4" Planar Square Edge  
58.03.052 58.04.070

Product Number	Dimensions			Description	Packaging			Service Level
	Length	Height	Face		Feet	Pieces	Weight	

**4" Planar Square Edge – Open Reveal**

**0.025" Aluminum – Solid**

58.03.052.xxx	12'	5/8"	3 1/4"	Standard Painted Colors	240	20	32	2
58.03.052.xxx	12'	5/8"	3 1/4"	Premium Painted Colors <20ML F	240	20	32	3
58.03.052.xxx	12'	5/8"	3 1/4"	Premium Painted Colors >20MLF	240	20	32	5
58.03.052.xxx	12'	5/8"	3 1/4"	Reflective Finishes	240	20	32	2
58.04.070.xxx	12'	5/8"	3 1/4"	Anodized Finishes	240	20	32	2
58.03.052.xxx	12'	5/8"	3 1/4"	MetalWood™ Finishes	240	20	34	4
58.03.052.xxxU	10'	5/8"	3 1/4"	Natural Wood Veneer - unfinished	200	20	25	8
58.03.052.xxxF	10'	5/8"	3 1/4"	Natural Wood Veneer - finished	200	20	25	8

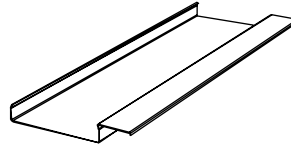
**0.025" Aluminum – Perforated**

58.03.052.xxxT	12'	5/8"	3 1/4"	Standard Painted Colors	240	20	32	3
58.03.052.xxxT	12'	5/8"	3 1/4"	Premium Painted Colors <20ML F	240	20	32	4
58.03.052.xxxT	12'	5/8"	3 1/4"	Premium Painted Colors >20MLF	240	20	32	6
58.03.052.xxxT	12'	5/8"	3 1/4"	Reflective Finishes	240	20	32	3
58.04.070.xxxT	12'	5/8"	3 1/4"	Anodized Finishes	240	20	32	3
58.03.052.xxxT	12'	5/8"	3 1/4"	MetalWood™ Finishes	240	20	34	5

**0.025" Aluminum – Perforated with Acoutex Backer**

58.03.052.xxxX	12'	5/8"	3 1/4"	Standard Painted Colors	240	20	32	3
58.03.052.xxxX	12'	5/8"	3 1/4"	Premium Painted Colors <20ML F	240	20	32	4
58.03.052.xxxX	12'	5/8"	3 1/4"	Premium Painted Colors >20MLF	240	20	32	6
58.03.052.xxxX	12'	5/8"	3 1/4"	Reflective Finishes	240	20	32	3
58.04.070.xxxX	12'	5/8"	3 1/4"	Anodized Finishes	240	20	32	3
58.03.052.xxxX	12'	5/8"	3 1/4"	MetalWood™ Finishes	240	20	34	5

Planar® PlanarPlus® Panels



**4" Planar Plus Square Edge**  
58.03.018 58.04.075

Product Number	Dimensions			Description	Packaging			Service Level
	Length	Height	Face		Feet	Pieces	Weight	

**4" PlanarPlus Square Edge – Matching Integral Filler**

**0.025" Aluminum – Solid**

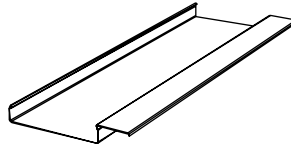
58.03.018.xxx	12'	5/8"	3 1/4"	Standard Painted Colors	240	20	40	2
58.03.018.xxx	12'	5/8"	3 1/4"	Premium Painted Colors <15MLF	240	20	40	3
58.03.018.xxx	12'	5/8"	3 1/4"	Premium Painted Colors >15MLF	240	20	40	5
58.03.018.xxx	12'	5/8"	3 1/4"	Reflective Finishes	240	20	40	2
58.04.075.xxx	12'	5/8"	3 1/4"	Anodized Finishes	240	20	40	2
58.03.018.xxx	12'	5/8"	3 1/4"	MetalWood™ Finishes	240	20	42	4

**0.025" Aluminum – Perforated**

58.03.018.xxxT	12'	5/8"	3 1/4"	Standard Painted Colors	240	20	40	3
58.03.018.xxxT	12'	5/8"	3 1/4"	Premium Painted Colors <15MLF	240	20	40	4
58.03.018.xxxT	12'	5/8"	3 1/4"	Premium Painted Colors >15MLF	240	20	40	6
58.03.018.xxxT	12'	5/8"	3 1/4"	Reflective Finishes	240	20	40	3
58.04.075.xxxT	12'	5/8"	3 1/4"	Anodized Finishes	240	20	40	3
58.03.018.xxxT	12'	5/8"	3 1/4"	MetalWood™ Finishes	240	20	42	5

**0.025" Aluminum – Perforated with Acutex Backer**

58.03.018.xxxX	12'	5/8"	3 1/4"	Standard Painted Colors	240	20	40	3
58.03.018.xxxX	12'	5/8"	3 1/4"	Premium Painted Colors <15MLF	240	20	40	4
58.03.018.xxxX	12'	5/8"	3 1/4"	Premium Painted Colors >15MLF	240	20	40	6
58.03.018.xxxX	12'	5/8"	3 1/4"	Reflective Finishes	240	20	40	3
58.04.075.xxxX	12'	5/8"	3 1/4"	Anodized Finishes	240	20	40	3
58.03.018.xxxX	12'	5/8"	3 1/4"	MetalWood™ Finishes	240	20	42	5



**4" Planar Plus Square Edge**  
58.03.018 58.04.075

Product Number	Dimensions			Description	Packaging			Service Level
	Length	Height	Face		Feet	Pieces	Weight	

**4" PlanarPlus Square Edge – Black Integral Filler**

**0.025" Aluminum – Solid**

58.03.018.xxxB	12'	5/8"	3 1/4"	Standard Painted Colors	240	20	40	2
58.03.018.xxxB	12'	5/8"	3 1/4"	Premium Painted Colors <15MLF	240	20	40	3
58.03.018.xxxB	12'	5/8"	3 1/4"	Premium Painted Colors >15MLF	240	20	40	5
58.03.018.xxxB	12'	5/8"	3 1/4"	Reflective Finishes	240	20	40	2
58.04.075.xxxB	12'	5/8"	3 1/4"	Anodized Finishes	240	20	40	2

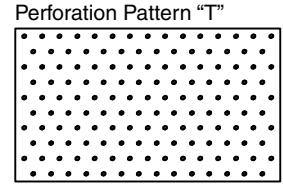
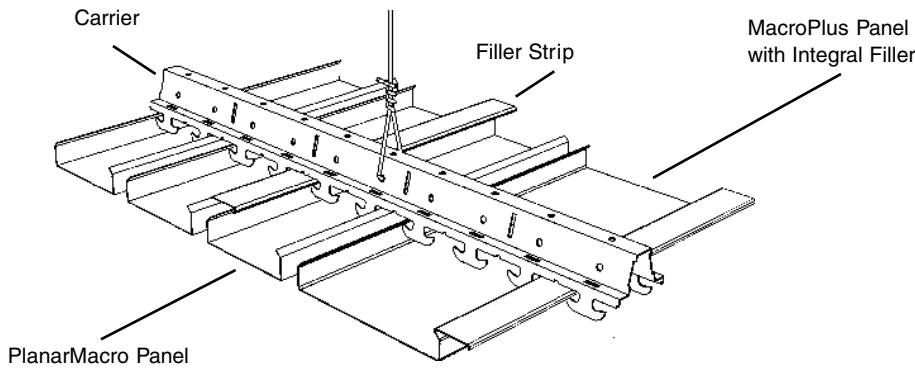
**0.025" Aluminum – Perforated**

58.03.018.xxxBT	12'	5/8"	3 1/4"	Standard Painted Colors	240	20	40	3
58.03.018.xxxBT	12'	5/8"	3 1/4"	Premium Painted Colors <15MLF	240	20	40	4
58.03.018.xxxBT	12'	5/8"	3 1/4"	Premium Painted Colors >15MLF	240	20	40	6
58.03.018.xxxBT	12'	5/8"	3 1/4"	Reflective Finishes	240	20	40	3
58.04.075.xxxBT	12'	5/8"	3 1/4"	Anodized Finishes	240	20	40	3

**0.025" Aluminum – Perforated with Acoutex Backer**

58.03.018.xxxBX	12'	5/8"	3 1/4"	Standard Painted Colors	240	20	40	3
58.03.018.xxxBX	12'	5/8"	3 1/4"	Premium Painted Colors <15MLF	240	20	40	4
58.03.018.xxxBX	12'	5/8"	3 1/4"	Premium Painted Colors >15MLF	240	20	40	6
58.03.018.xxxBX	12'	5/8"	3 1/4"	Reflective Finishes	240	20	40	3
58.04.075.xxxBX	12'	5/8"	3 1/4"	Anodized Finishes	240	20	40	3

Planar® PlanarPlus® Panels



**62R216S**  
 .0625" Diameter holes on  
 .216" Staggered Centers  
 (7.6% open area)

**Standard Painted Colors**

- 01 White
- 44 Satin Silver Metallic

**Premium Painted Colors**

- 21 Copper Metallic
- 23 Sandstone
- 379 Gloss White
- 386 Gloss Black
- 431 Whitewash
- 520 Polar White
- 521 Nickel
- 524 Silver
- 527 Champagne Metallic
- 528 Sandstone Metallic



- 529 Nickel Metallic
- 530 Sky Metallic
- 531 Green Metallic
- 533 Copper Penny Metallic
- 534 Natural Metal Metallic
- 535 Classic Gold Metallic
- 536 Brown Metallic
- Other painted color

**Reflective Finish**

- 56 Bright Brass\*
- 58 Bright Mirror\*
- 369 Brushed Gold\*
- 371 Preferred Lacquer Mill
- 378 Brushed Chromecoat\*

\* Available 0.025" only.

**Anodized Finishes**

- 14 Chromecoat
- 16 Brasscoat
- 504 Satin
- 509 Coppercoat

**MetalWood™ Finishes**

- 650 Maple
- 653 Oak
- 651 Cherry
- 652 Pumpkin Maple
- 654 Karri

**Coordinating Solid Paint Colors to MetalWood™ Finishes**

- 401 Maple
- 402 Oak
- 403 Cherry
- 404 Pumpkin Maple
- 405 Karri

**Product Notes:**

- System pricing is shown for approximate comparison purposes only. Actual pricing to be by individual component.
- Standard length is 12' with a panel tolerance of  $\pm 1/8"$ . Special lengths are available from 2' to 16'.
- Custom color matching requires customer color sample or paint manufacturer and color number.
- Exterior soffit design and engineering is customer's responsibility. Exterior soffit applications must be identified at time of order.
- Consult with an engineer to evaluate the suitability of the system for the intended application.
- PVDF coatings - Pricing and Service Levels may vary depending on product and size of order.
- For 2" PlanarMacro panels use Symmetrical Carrier for suspension.

**Service:**

- Service Levels represent 1 - 4,999 LF.

Quantity	Service Level			
	Standard Painted Colors	Premium Painted Colors	Reflective/Anodized Finishes	MetalWood™ Finishes
5,000 - 9,999	3	4	3	6
10,000 - 24,999	4	5	4	12
25,000 - 49,999	6	6	6	12
50,000 - 100,000	8	8	8	14

- Custom color match approval samples are available upon request - Service Level 2 weeks.
- Custom colors - Service Level begins after receipt of color approval.

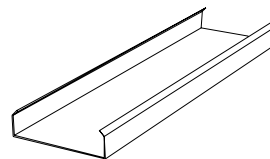
**Estimator Guide**

Assumes continuous interior area using 144" long panels. Perimeter treatments and other components not included.

<b>System</b>	<b>Product</b>	<b>Unit of Measure</b>	<b>Spacing</b>	<b>Qty per Sq. Ft.</b>	<b>Qty per LF</b>
Suspension	Symmetrical Carrier	LF	50"	0.24	4.166
	Carrier Splice	Pc	One per End Splice	0.02	–
	Interior Stabilizer Bar	Pc	48"	0.25	–
2" Panel	Panel and Filler Strips	LF	2"	6.00	0.166
	Splice Plate	Pc	One per End Splice	0.50	–
4" Panel	Panel and Filler Strips	LF	4"	3.00	0.333
	Splice Plate	Pc	One per End Splice	0.25	–
6" Panel	Panel and Filler Strips	LF	6"	2.00	0.500
	Splice Plate	Pc	One per End Splice	0.17	–
8" Panel	Panel and Filler Strips	LF	8"	1.50	0.666
	Splice Plate	Pc	One per End Splice	0.13	–



PlanarMacro<sup>®</sup> MacroPlus<sup>®</sup> |



**2" PlanarMacro**  
58.03.420

**4" PlanarMacro**  
58.03.425 - 58.04.084

Product Number	Dimensions			Description	Packaging			Service Level
	Length	Height	Face		Feet	Pieces	Weight	

**2" PlanarMacro Square Edge – Open Reveal**

**0.025" Aluminum – Solid**

58.03.420.xxx	12'	7/8"	1 1/4"	01 White and Standard Colors	384	32	30	3
58.03.420.xxx	12'	7/8"	1 1/4"	Premium Painted Colors <30MLF	384	32	30	4
58.03.420.xxx	12'	7/8"	1 1/4"	Premium Painted Colors >30MLF	384	32	30	5
58.03.420.xxx	12'	7/8"	1 1/4"	Reflective Finishes	384	32	30	3
58.04.420.xxx	12'	7/8"	1 1/4"	Anodized Finishes	384	32	30	3
58.03.420.xxx	12'	7/8"	1 1/4"	MetalWood™ Finishes	384	32	30	4

**4" PlanarMacro Square Edge – Open Reveal**

**0.025" Aluminum – Solid**

58.03.425.xxx	12'	7/8"	3 1/4"	01 White and Standard Colors	168	14	25	2
58.03.425.xxx	12'	7/8"	3 1/4"	Premium Painted Colors <20MLF	168	14	25	4
58.03.425.xxx	12'	7/8"	3 1/4"	Premium Painted Colors >20MLF	168	14	25	5
58.03.425.xxx	12'	7/8"	3 1/4"	Reflective Finishes	168	14	25	3
58.04.084.xxx	12'	7/8"	3 1/4"	Anodized Finishes	168	14	25	3
58.03.425.xxx	12'	7/8"	3 1/4"	MetalWood™ Finishes	168	14	25	4

**0.025" Aluminum – Perforated**

58.03.425.xxxT	12'	7/8"	3 1/4"	01 White and Standard Colors	168	14	25	2
58.03.425.xxxT	12'	7/8"	3 1/4"	Premium Painted Colors <20MLF	168	14	25	4
58.03.425.xxxT	12'	7/8"	3 1/4"	Premium Painted Colors >20MLF	168	14	25	5
58.03.425.xxxT	12'	7/8"	3 1/4"	Reflective Finishes	168	14	25	3
58.04.084.xxxT	12'	7/8"	3 1/4"	Anodized Finishes	168	14	25	3
58.03.425.xxxT	12'	7/8"	3 1/4"	MetalWood™ Finishes	168	14	25	4

**0.025" Aluminum – Perforated with Acoutex Backer**

58.03.425.xxxX	12'	7/8"	3 1/4"	01 White and Standard Colors	168	14	25	2
58.03.425.xxxX	12'	7/8"	3 1/4"	Premium Painted Colors <20MLF	168	14	25	4
58.03.425.xxxX	12'	7/8"	3 1/4"	Premium Painted Colors >20MLF	168	14	25	5
58.03.425.xxxX	12'	7/8"	3 1/4"	Reflective Finishes	168	14	25	3
58.04.084.xxxX	12'	7/8"	3 1/4"	Anodized Finishes	168	14	25	3
58.03.425.xxxX	12'	7/8"	3 1/4"	MetalWood™ Finishes	168	14	25	4

4" MacroPlus  
58.03.426 58.03.086

Product Number	Dimensions			Description	Packaging			Service Level
	Length	Height	Face		Feet	Pieces	Weight	

**4" MacroPlus Square Edge – Matching Integral Filler**

**0.025" Aluminum – Solid**

58.03.426.xxx	12'	7/8"	3 1/4"	01 White and 44 Satin Silver Metallic	168	14	25	2
58.03.426.xxx	12'	7/8"	3 1/4"	Premium Painted Colors <20MLF	168	14	25	4
58.03.426.xxx	12'	7/8"	3 1/4"	Premium Painted Colors >20MLF	168	14	25	5
58.03.426.371	12'	7/8"	3 1/4"	371 Preferred Lacquer Mill	168	14	25	3
58.04.086.xxx	12'	7/8"	3 1/4"	Anodized Finishes	168	14	25	3
58.03.426.xxx	12'	7/8"	3 1/4"	MetalWood™ Finishes	168	14	25	4

**0.025" Aluminum – Perforated**

58.03.426.xxxT	12'	7/8"	3 1/4"	01 White and Standard Colors	168	14	25	2
58.03.426.xxxT	12'	7/8"	3 1/4"	Premium Painted Colors <20MLF	168	14	25	4
58.03.426.xxxT	12'	7/8"	3 1/4"	Premium Painted Colors >20MLF	168	14	25	5
58.03.426.xxxT	12'	7/8"	3 1/4"	Reflective Finishes	168	14	25	3
58.04.086.xxxT	12'	7/8"	3 1/4"	Anodized Finishes	168	14	25	3
58.03.426.xxxT	12'	7/8"	3 1/4"	MetalWood™ Finishes	168	14	25	4

**0.025" Aluminum – Perforated with Acoutex Backer**

58.03.426.xxxX	12'	7/8"	3 1/4"	01 White and Standard Colors	168	14	25	2
58.03.426.xxxX	12'	7/8"	3 1/4"	Premium Painted Colors <20MLF	168	14	25	4
58.03.426.xxxX	12'	7/8"	3 1/4"	Premium Painted Colors >20MLF	168	14	25	5
58.03.426.xxxX	12'	7/8"	3 1/4"	Reflective Finishes	168	14	25	3
58.04.086.xxxX	12'	7/8"	3 1/4"	Anodized Finishes	168	14	25	3
58.03.426.xxxX	12'	7/8"	3 1/4"	MetalWood™ Finishes	168	14	25	4

MacroPlus® Panels

4" MacroPlus  
58.03.426

Product Number	Dimensions			Description	Packaging			Service Level
	Length	Height	Face		Feet	Pieces	Weight	

**4" MacroPlus Square Edge – Black Integral Filler**

**0.025" Aluminum – Solid**

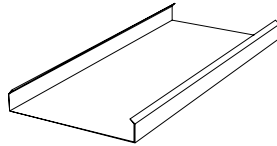
58.03.426.xxxB	12'	7/8"	3 1/4"	01 White and Standard Colors	168	14	25	2
58.03.426.xxxB	12'	7/8"	3 1/4"	Premium Painted Colors <20MLF	168	14	25	4
58.03.426.xxxB	12'	7/8"	3 1/4"	Premium Painted Colors >20MLF	168	14	25	5
58.03.426.xxxB	12'	7/8"	3 1/4"	Reflective Finishes	168	14	25	3
58.04.426.xxxB	12'	7/8"	3 1/4"	Anodized Finishes	168	14	25	3

**0.025" Aluminum – Perforated**

58.03.426.xxxBT	12'	7/8"	3 1/4"	01 White and Standard Colors	168	14	25	2
58.03.426.xxxBT	12'	7/8"	3 1/4"	Premium Painted Colors <20MLF	168	14	25	4
58.03.426.xxxBT	12'	7/8"	3 1/4"	Premium Painted Colors >20MLF	168	14	25	5
58.03.426.xxxBT	12'	7/8"	3 1/4"	Reflective Finishes	168	14	25	3
58.04.426.xxxBT	12'	7/8"	3 1/4"	Anodized Finishes	168	14	25	3

**0.025" Aluminum – Perforated with Acoutex Backer**

58.03.426.xxxBX	12'	7/8"	3 1/4"	01 White and Standard Colors	168	14	25	2
58.03.426.xxxBX	12'	7/8"	3 1/4"	Premium Painted Colors <20MLF	168	14	25	4
58.03.426.xxxBX	12'	7/8"	3 1/4"	Premium Painted Colors >20MLF	168	14	25	5
58.03.426.xxxBX	12'	7/8"	3 1/4"	Reflective Finishes	168	14	25	3
58.04.084.xxxBX	12'	7/8"	3 1/4"	Anodized Finishes	168	14	25	3



**6" PlanarMacro**  
58.03.450 - 58.04.086 - 58.03.469

Product Number	Dimensions			Description	Packaging			Service Level
	Length	Height	Face		Feet	Pieces	Weight	

**6" PlanarMacro Square Edge – Open Reveal**

**0.032" Aluminum – Solid**

58.03.450.xxx	12'	7/8"	5 1/4"	01 White and 44 Satin Silver Metallic	240	20	33	2
58.03.450.xxx	12'	7/8"	5 1/4"	Premium Painted Colors < 10MLF	240	20	33	4
58.03.450.xxx	12'	7/8"	5 1/4"	Premium Painted Colors > 10MLF	240	20	33	5
58.03.450.371	12'	7/8"	5 1/4"	371 Preferred Lacquer Mill	240	20	33	2
58.04.096.xxx	12'	7/8"	5 1/4"	Anodized Finishes	240	20	33	2
58.03.450.xxx	12'	7/8"	5 1/4"	MetalWood™ Finishes*	240	20	33	4

\*MetalWood Finishes are laminated onto 0.024" aluminum..

**0.032" Aluminum – Perforated**

58.03.450.xxxT	12'	7/8"	5 1/4"	01 White and 44 Satin Silver Metallic	240	20	33	2
58.03.450.xxxT	12'	7/8"	5 1/4"	Premium Painted Colors < 10MLF	240	20	33	4
58.03.450.xxxT	12'	7/8"	5 1/4"	Premium Painted Colors > 10MLF	240	20	33	5
58.03.450.371T	12'	7/8"	5 1/4"	371 Preferred Lacquer Mill	240	20	33	2
58.04.096.xxxT	12'	7/8"	5 1/4"	Anodized Finishes	240	20	33	2
58.03.450.xxxT	12'	7/8"	5 1/4"	MetalWood™ Finishes*	240	20	33	4

\*MetalWood Finishes are laminated onto 0.024" aluminum..

**0.032" Aluminum – Perforated with Acoutex Backer**

58.03.450.xxxX	12'	7/8"	5 1/4"	01 White and 44 Satin Silver Metallic	240	20	33	2
58.03.450.xxxX	12'	7/8"	5 1/4"	Premium Painted Colors < 10MLF	240	20	33	4
58.03.450.xxxX	12'	7/8"	5 1/4"	Premium Painted Colors > 10MLF	240	20	33	5
58.03.450.371X	12'	7/8"	5 1/4"	371 Preferred Lacquer Mill	240	20	33	2
58.04.096.xxxX	12'	7/8"	5 1/4"	Anodized Finishes	240	20	33	2
58.03.450.xxxX	12'	7/8"	5 1/4"	MetalWood™ Finishes*	240	20	33	4

\*MetalWood Finishes are laminated onto 0.024" aluminum..

PlanarMacro® Panels

**6" MacroPlus**  
58.03.451-58.04.451

Product Number	Dimensions			Description	Packaging			Service Level
	Length	Height	Face		Feet	Pieces	Weight	

**6" MacroPlus Square Edge – Matching Integral Filler**

**0.032" Aluminum – Solid**

58.03.451.xxx	12'	7/8"	5 1/4"	01 White and 44 Satin Silver Metallic	120	10	35	2
58.03.451.xxx	12'	7/8"	5 1/4"	Premium Painted Colors < 10MLF	120	10	35	4
58.03.451.xxx	12'	7/8"	5 1/4"	Premium Painted Colors > 10MLF	120	10	35	5
58.03.451.371	12'	7/8"	5 1/4"	371 Preferred Lacquer Mill	120	10	35	3
58.04.451.xxx	12'	7/8"	5 1/4"	Anodized Finishes	120	10	35	3

**0.032" Aluminum – Perforated**

58.03.451.xxxT	12'	7/8"	5 1/4"	01 White and 44 Satin Silver Metallic	120	10	35	2
58.03.451.xxxT	12'	7/8"	5 1/4"	Premium Painted Colors < 10MLF	120	10	35	4
58.03.451.xxxT	12'	7/8"	5 1/4"	Premium Painted Colors > 10MLF	120	10	35	5
58.03.451.371T	12'	7/8"	5 1/4"	371 Preferred Lacquer Mill	120	10	35	3
58.04.451.xxxT	12'	7/8"	5 1/4"	Anodized Finishes	120	10	35	3

**0.032" Aluminum – Perforated with Acoutex Backer**

58.03.451.xxxX	12'	7/8"	5 1/4"	01 White and 44 Satin Silver Metallic	120	10	35	2
58.03.451.xxxX	12'	7/8"	5 1/4"	Premium Painted Colors < 10MLF	120	10	35	4
58.03.451.xxxX	12'	7/8"	5 1/4"	Premium Painted Colors > 10MLF	120	10	35	5
58.03.451.371X	12'	7/8"	5 1/4"	371 Preferred Lacquer Mill	120	10	35	3
58.04.451.xxxX	12'	7/8"	5 1/4"	Anodized Finishes	120	10	35	3

6" MacroPlus  
58.03.451-58.04.451

Product Number	Dimensions			Description	Packaging			Service Level
	Length	Height	Face		Feet	Pieces	Weight	

**6" MacroPlus Square Edge – Black Integral Filler**

**0.032" Aluminum – Solid**

58.03.451.xxxB	12'	7/8"	5 1/4"	01 White and 44 Satin Silver Metallic	120	10	35	2
58.03.451.xxxB	12'	7/8"	5 1/4"	Premium Painted Colors < 10MLF	120	10	35	4
58.03.451.xxxB	12'	7/8"	5 1/4"	Premium Painted Colors > 10MLF	120	10	35	5
58.03.451.371B	12'	7/8"	5 1/4"	371 Preferred Lacquer Mill	120	10	35	3
58.04.451.xxxB	12'	7/8"	5 1/4"	Anodized Finishes	120	10	35	3

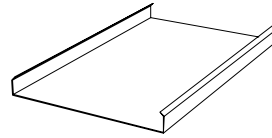
**0.032" Aluminum – Perforated**

58.03.451.xxxBT	12'	7/8"	5 1/4"	01 White and 44 Satin Silver Metallic	120	10	35	2
58.03.451.xxxBT	12'	7/8"	5 1/4"	Premium Painted Colors < 10MLF	120	10	35	4
58.03.451.xxxBT	12'	7/8"	5 1/4"	Premium Painted Colors > 10MLF	120	10	35	5
58.03.451.371BT	12'	7/8"	5 1/4"	371 Preferred Lacquer Mill	120	10	35	3
58.04.451.xxxBT	12'	7/8"	5 1/4"	Anodized Finishes	120	10	35	3

**0.032" Aluminum – Perforated with Acoutex Backer**

58.03.451.xxxBX	12'	7/8"	5 1/4"	01 White and 44 Satin Silver Metallic	120	10	35	2
58.03.451.xxxBX	12'	7/8"	5 1/4"	Premium Painted Colors < 10MLF	120	10	35	4
58.03.451.xxxBX	12'	7/8"	5 1/4"	Premium Painted Colors > 10MLF	120	10	35	5
58.03.451.371BX	12'	7/8"	5 1/4"	371 Preferred Lacquer Mill	120	10	35	3
58.04.451.xxxBX	12'	7/8"	5 1/4"	Anodized Finishes	120	10	35	3

MacroPlus® Panels



**8" PlanarMacro**  
58.03.455 - 58.04.098

Product Number	Dimensions			Description	Packaging			Service Level
	Length	Height	Face		Feet	Pieces	Weight	

**8" PlanarMacro Square Edge – Open Reveal**

**0.032" Aluminum – Solid**

58.03.455.xxx	12'	7/8"	7 1/4"	01 White and 44 Satin Silver Metallic	240	20	81	2
58.03.455.xxx	12'	7/8"	7 1/4"	Premium Painted Colors < 10MLF	240	20	81	4
58.03.455.xxx	12'	7/8"	7 1/4"	Premium Painted Colors > 10MLF	240	20	81	5
58.03.455.371	12'	7/8"	7 1/4"	371 Preferred Lacquer Mill	240	20	81	2
58.04.098.xxx	12'	7/8"	7 1/4"	Anodized Finishes	240	20	81	2
58.03.455.xxx	12'	7/8"	7 1/4"	MetalWood™ Finishes	240	20	81	6

**0.032" Aluminum – Perforated**

58.03.455.xxxT	12'	7/8"	7 1/4"	01 White and 44 Satin Silver Metallic	240	20	81	2
58.03.455.xxxT	12'	7/8"	7 1/4"	Premium Painted Colors < 10MLF	240	20	81	4
58.03.455.xxxT	12'	7/8"	7 1/4"	Premium Painted Colors > 10MLF	240	20	81	5
58.03.455.371T	12'	7/8"	7 1/4"	371 Preferred Lacquer Mill	240	20	81	2
58.04.098.xxxT	12'	7/8"	7 1/4"	Anodized Finishes	240	20	81	2
58.03.455.xxxT	12'	7/8"	7 1/4"	MetalWood™ Finishes	240	20	81	6

**0.032" Aluminum – Perforated with Acoutex Backer**

58.03.455.xxxX	12'	7/8"	7 1/4"	01 White and 44 Satin Silver Metallic	240	20	81	2
58.03.455.xxxX	12'	7/8"	7 1/4"	Premium Painted Colors < 10MLF	240	20	81	4
58.03.455.xxxX	12'	7/8"	7 1/4"	Premium Painted Colors > 10MLF	240	20	81	5
58.03.455.371X	12'	7/8"	7 1/4"	371 Preferred Lacquer Mill	240	20	81	2
58.04.098.xxxX	12'	7/8"	7 1/4"	Anodized Finishes	240	20	81	2
58.03.455.xxxX	12'	7/8"	7 1/4"	MetalWood™ Finishes	240	20	81	6

8" MacroPlus  
58.03.460 - 58.04.460

Product Number	Dimensions			Description	Packaging			Service Level
	Length	Height	Face		Feet	Pieces	Weight	

**8" MacroPlus Square Edge – Matching Integral Filler**

**0.032" Aluminum – Solid**

58.03.460.xxx	12'	7/8"	7 1/4"	01 White and 44 Satin Silver Metallic	96	8	33	2
58.03.460.xxx	12'	7/8"	7 1/4"	Premium Painted Colors < 10MLF	96	8	33	4
58.03.460.xxx	12'	7/8"	7 1/4"	Premium Painted Colors > 10MLF	96	8	33	5
58.03.460.371	12'	7/8"	7 1/4"	371 Preferred Lacquer Mill	96	8	33	3
58.04.460.xxx	12'	7/8"	7 1/4"	Anodized Finishes	96	8	33	3

**0.032" Aluminum – Perforated**

58.03.460.xxxT	12'	7/8"	7 1/4"	01 White and 44 Satin Silver Metallic	96	8	33	2
58.03.460.xxxT	12'	7/8"	7 1/4"	Premium Painted Colors < 10MLF	96	8	33	4
58.03.460.xxxT	12'	7/8"	7 1/4"	Premium Painted Colors > 10MLF	96	8	33	5
58.03.460.371T	12'	7/8"	7 1/4"	371 Preferred Lacquer Mill	96	8	33	3
58.04.460.xxxT	12'	7/8"	7 1/4"	Anodized Finishes	96	8	33	3

**0.032" Aluminum – Perforated with Acoutex Backer**

58.03.460.xxxX	12'	7/8"	7 1/4"	01 White and 44 Satin Silver Metallic	96	8	33	2
58.03.460.xxxX	12'	7/8"	7 1/4"	Premium Painted Colors < 10MLF	96	8	33	4
58.03.460.xxxX	12'	7/8"	7 1/4"	Premium Painted Colors > 10MLF	96	8	33	5
58.03.460.371X	12'	7/8"	7 1/4"	371 Preferred Lacquer Mill	96	8	33	3
58.04.460.xxxX	12'	7/8"	7 1/4"	Anodized Finishes	96	8	33	3

MacroPlus® Panels

**8" MacroPlus**  
58.03.460 - 58.04.460

Product Number	Dimensions			Description	Packaging			Service Level
	Length	Height	Face		Feet	Pieces	Weight	

**8" MacroPlus Square Edge – Black Integral Filler**

**0.032" Aluminum – Solid**


58.03.460.xxxB	12'	7/8"	7 1/4"	01 White and 44 Satin Silver Metallic	96	8	33	2
58.03.460.xxxB	12'	7/8"	7 1/4"	Premium Painted Colors < 10MLF	96	8	33	4
58.03.460.xxxB	12'	7/8"	7 1/4"	Premium Painted Colors > 10MLF	96	8	33	5
58.03.460.371B	12'	7/8"	7 1/4"	371 Preferred Lacquer Mill	96	8	33	3
58.04.460.xxxB	12'	7/8"	7 1/4"	Anodized Finishes	96	8	33	3

**0.032" Aluminum – Perforated**

58.03.460.xxxBT	12'	7/8"	7 1/4"	01 White and 44 Satin Silver Metallic	96	8	33	2
58.03.460.xxxBT	12'	7/8"	7 1/4"	Premium Painted Colors < 10MLF	96	8	33	4
58.03.460.xxxBT	12'	7/8"	7 1/4"	Premium Painted Colors > 10MLF	96	8	33	5
58.03.460.371BT	12'	7/8"	7 1/4"	371 Preferred Lacquer Mill	96	8	33	3
58.04.460.xxxBT	12'	7/8"	7 1/4"	Anodized Finishes	96	8	33	3

**0.032" Aluminum – Perforated with Acoutex Backer**

58.03.460.xxxBX	12'	7/8"	7 1/4"	01 White and 44 Satin Silver Metallic	96	8	33	2
58.03.460.xxxBX	12'	7/8"	7 1/4"	Premium Painted Colors < 10MLF	96	8	33	4
58.03.460.xxxBX	12'	7/8"	7 1/4"	Premium Painted Colors > 10MLF	96	8	33	5
58.03.460.371BX	12'	7/8"	7 1/4"	371 Preferred Lacquer Mill	96	8	33	3
58.04.460.xxxBX	12'	7/8"	7 1/4"	Anodized Finishes	96	8	33	3



**Recessed Filler Strip**  
58.01.009 - 58.01.011

**Flush Filler Strip - Round-Edge**  
58.01.013

Product Number	Dimensions			Description	Packaging			Service Level
	Length	Height	Face		Feet	Pieces	Weight	

**Filler Strips - Aluminum**

**Recessed**

58.01.009.008	12'	–	3/4"	08 Black	240	20	15	0
58.01.009.xxx	12'	–	3/4"	Premium Painted Colors	240	20	15	3
58.01.009.xxx	12'	–	3/4"	Reflective Finishes	240	20	15	3
58.01.009.xxx	12'	–	3/4"	Anodized Finishes	240	20	15	3
58.01.009.xxx	12'	–	3/4"	MetalWood™ Finishes	240	20	15	3

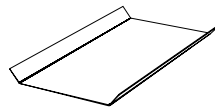
**Recessed for Expansion Carrier**

58.01.011.008	12'	–	3/4"	08 Black	240	20	21	2
58.01.011.xxx	12'	–	3/4"	Premium Painted Colors	240	20	21	3
58.01.011.xxx	12'	–	3/4"	Reflective Finishes	240	20	21	3
58.01.011.xxx	12'	–	3/4"	Anodized Finishes	240	20	21	3

**Flush – Planar Round Edge Only**

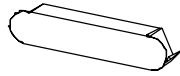
58.01.013.xxx	12'	5/8"	3/4"	01 White and Standard Colors	240	20	16	3
58.01.013.xxx	12'	5/8"	3/4"	Premium Painted Colors	240	20	16	5
58.01.013.xxx	12'	5/8"	3/4"	Reflective Finishes	240	20	16	3
58.01.013.xxx	12'	5/8"	3/4"	Anodized Finishes	240	20	16	3

Planar® PlanarMacro® Filler Strips



Splice  
58.01.004

Product Number	Dimensions		Description	Packaging			Service Level
	Height	Face		Feet	Pieces	Weight	
<b>Splices - Aluminum</b>							
<b>2" PlanarMacro</b>							
58.03.520.008	–	1 1/4"	08 Black	–	50	2	2
58.03.520.xxx	–	1 1/4"	Standard Colors	–	50	2	2
58.03.520.xxx	–	1 1/4"	Premium Painted Colors	–	50	2	3
58.03.520.xxx	–	1 1/4"	Reflective and Anodized Finishes	–	50	2	2
58.03.520.xxx	–	1 1/4"	MetalWood™ Finishes	–	50	2	2
<b>4" Planar/PlanarPlus – Round Edge / Square Edge</b>							
58.01.004.008	–	3 1/4"	08 Black	–	50	4	0
58.01.004.xxx	–	3 1/4"	Standard Colors	–	50	4	2
58.01.004.xxx	–	3 1/4"	Premium Painted Colors	–	50	4	3
58.01.004.xxx	–	3 1/4"	Reflective and Anodized Finishes	–	50	4	2
58.01.004.xxx	–	3 1/4"	MetalWood™ Finishes	–	50	4	2
<b>4" PlanarMacro/MacroPlus</b>							
58.03.525.008	–	3 1/4"	08 Black	–	50	5	0
58.03.525.xxx	–	3 1/4"	Standard Colors	–	50	5	2
58.03.525.xxx	–	3 1/4"	Premium Painted Colors	–	50	5	3
58.03.525.xxx	–	3 1/4"	Reflective and Anodized Finishes	–	50	5	2
58.03.525.xxx	–	3 1/4"	MetalWood™ Finishes	–	50	5	2
<b>6" Planar/PlanarPlus</b>							
58.03.530.008	–	5 1/4"	08 Black	–	50	5	0
58.03.530.xxx	–	5 1/4"	Standard Colors	–	50	5	2
58.03.530.xxx	–	5 1/4"	Premium Painted Colors	–	50	5	3
58.03.530.xxx	–	5 1/4"	Reflective and Anodized Finishes	–	50	5	2
58.03.530.xxx	–	5 1/4"	MetalWood™ Finishes	–	50	5	2
<b>8" Planar/PlanarPlus</b>							
58.03.535.008	–	7 1/4"	08 Black	–	50	5	0
58.03.535.xxx	–	7 1/4"	Standard Colors	–	50	5	2
58.03.535.xxx	–	7 1/4"	Premium Painted Colors	–	50	5	3
58.03.535.xxx	–	7 1/4"	Reflective and Anodized Finishes	–	50	5	2
58.03.535.xxx	–	7 1/4"	MetalWood™ Finishes	–	50	5	2



End Plug - Round Edge  
58.01.052

End Plug - Square Edge  
58.03.620 - 58.03.171 - 58.03.625 - 58.03.630 - 58.03.635

Product Number	Dimensions		Description	Packaging			Service Level
	Height	Face		Feet	Pieces	Weight	

**End Plugs - Aluminum**

**2" PlanarMacro – Square Edge**

58.03.620.xxx	7/8"	1 1/4"	Standard Colors	–	40	1	2
58.03.620.xxx	7/8"	1 1/4"	Premium Painted Colors	–	40	1	3
58.03.620.xxx	7/8"	1 1/4"	Reflective and Anodized Finishes	–	40	1	2
58.03.620.xxx	7/8"	1 1/4"	MetalWood™ Finishes	–	40	1	2

**4" Planar/PlanarPlus – Round Edge**

58.01.052.xxx	5/8"	3 1/4"	Standard Colors	–	40	1	2
58.01.052.xxx	5/8"	3 1/4"	Premium Painted Colors	–	40	1	3
58.01.052.xxx	5/8"	3 1/4"	Reflective and Anodized Finishes	–	40	1	2
58.01.052.xxx	5/8"	3 1/4"	MetalWood™ Finishes	–	40	1	2

**4" Planar/PlanarPlus – Square Edge**

58.03.171.xxx	5/8"	3 1/4"	Standard Colors	–	40	1	2
58.03.171.xxx	5/8"	3 1/4"	Premium Painted Colors	–	40	1	3
58.03.171.xxx	5/8"	3 1/4"	Reflective and Anodized Finishes	–	40	1	2
58.03.171.xxx	5/8"	3 1/4"	MetalWood™ Finishes	–	40	1	2

**4" PlanarMacro/MacroPlus – Square Edge**

58.03.625.xxx	7/8"	3 1/4"	Standard Colors	–	40	1	2
58.03.625.xxx	7/8"	3 1/4"	Premium Painted Colors	–	40	1	2
58.03.625.xxx	7/8"	3 1/4"	Reflective and Anodized Finishes	–	40	1	2
58.03.625.xxx	7/8"	3 1/4"	MetalWood™ Finishes	–	40	1	2

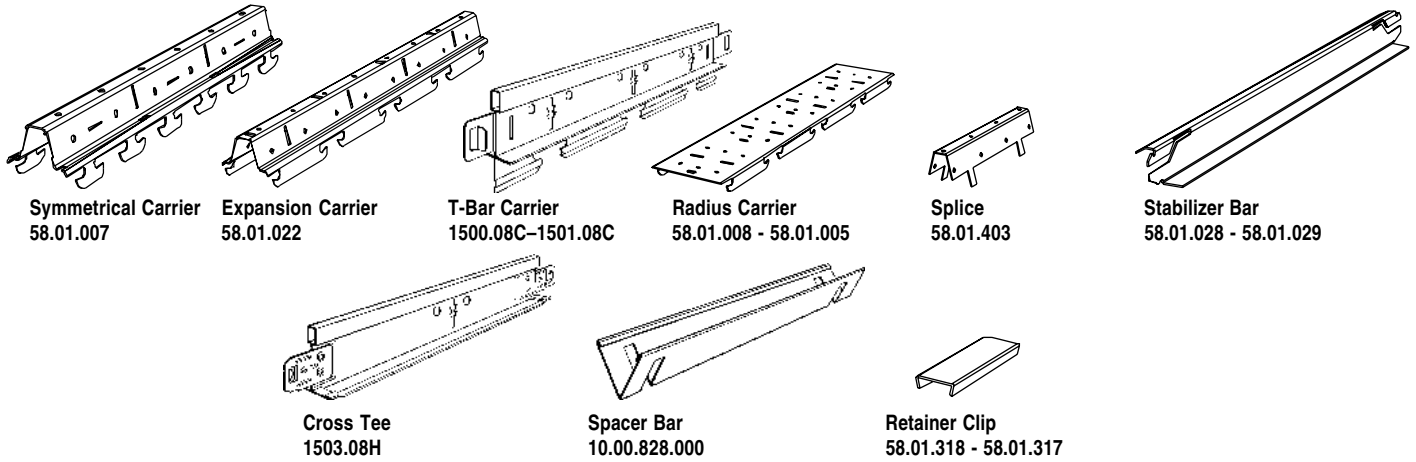
**6" PlanarMacro/MacroPlus – Square Edge**

58.03.630.xxx	7/8"	5 1/4"	Standard Colors	–	40	1	2
58.03.630.xxx	7/8"	5 1/4"	Premium Painted Colors	–	40	1	3
58.03.630.xxx	7/8"	5 1/4"	Reflective and Anodized Finishes	–	40	1	2
58.03.630.xxx	7/8"	5 1/4"	MetalWood™ Finishes	–	40	1	2

**8" PlanarMacro/MacroPlus – Square Edge**

58.03.635.xxx	7/8"	7 1/4"	Standard Colors	–	40	1	2
58.03.635.xxx	7/8"	7 1/4"	Premium Painted Colors	–	40	1	3
58.03.635.xxx	7/8"	7 1/4"	Reflective and Anodized Finishes	–	40	1	2
58.03.635.xxx	7/8"	7 1/4"	MetalWood™ Finishes	–	40	1	2

Planar® PlanarPlus® PlanarMacro® MacroPlus® End Plugs



Product Number	Length	Description	Packaging			Service Level
			Feet	Pieces	Weight	

**Suspension**

**Carriers**

Product Number	Length	Description	Feet	Pieces	Weight	Service Level
58.01.007.008	12'	Symmetrical Carrier – Aluminum*	240	20	47	0
Per Order	12'	Radius Symmetrical Carrier – factory curved**	Per Order			4
58.01.022.008	12'	Expansion Carrier – 4 <sup>1</sup> / <sub>8</sub> " for 4" Panels	240	20	47	1
1500.08C	12'	T-Bar Carrier for 4" and 8" Panels – Steel	144	12	23	1
1501.08C	12'	T-Bar Carrier for 6" Panels – Steel	144	12	23	1
58.01.008.008	10'	Radius Carrier – 2" for 6" Panels	200	20	40	1
58.01.005.008	10'	Radius Carrier – 4" for 4" and 8" Panels	200	20	40	1

\* Symmetrical carrier is required on all exterior applications.

\*\* For radius symmetrical carrier specify radius at time of order. Curving available concave only.

Product Number	Length	Description	Packaging			Service Level
			Feet	Pieces	Weight	

**Accessories**

Product Number	Length	Description	Feet	Pieces	Weight	Service Level
58.01.403.008	–	Symmetrical Carrier Splice	–	100	4	0
58.01.028.008	49 <sup>13</sup> / <sub>16</sub> "	Interior Stabilizer Bar for Symmetrical Carrier	–	96	33	1
58.01.029.008	35 <sup>13</sup> / <sub>16</sub> "	Exterior Stabilizer Bar - Symmetrical Carrier	–	96	26	1
1503.08H	4'	Cross Tee for T-Bar Carrier	200	50	38	1
10.00.828.000H	4'	Spacer Bar for T-bar Carrier	160	40	29	1
58.01.318.008	–	Retainer Clip - Separate filler used	–	500	4	2
58.01.317.008	–	Retainer Clip - Integral filler used	–	500	4	2
58.01.058		Access Door Assembly Kit <sup>▼</sup> (2 Hinge Assemblies, 4 Retainer Clips, 2 Retainer Bars)	–	–	1	1
941.xxx		Touch-Up Paint, gallon	–	1	12	3

▼ Access Door Kit is for interior applications only. Contact CMC Customer Service for exterior door applications.

Product Number	Roll Size	Roll Width	Description	Sq. Ft. Per Roll	Packaging		Service Level
					Pieces	Weight	

**Acoustical Blanket – Vinyl Facing One Side**

58.01.103.008	100'	48"	1" x 1 lb. - Black	400	1	56	2
58.01.060.008	100'	48"	1" x 1½ lb. - Black	400	1	76	2
58.01.104.008	100'	48"	1½" x 1 lb. - Black	400	1	58	2
58.01.102.008	100'	48"	1½" x 1½ lb. - Black	400	1	78	2

**Duct Liner – Black with No Facing**

58.01.105.008	100'	48"	1" x 1½ lb.	400	1	76	2
---------------	------	-----	-------------	-----	---	----	---

Product Number	Length	Face	Description	Sq. Ft.	Packaging		Service Level
					Pieces	Weight	

**Speaker Panels – Painted**

58.01.070.xxx	24"	3¼"	4" Planar Round-edge	-	1	1	2
58.03.070.xxx	24"	3¼"	4" Planar Plus Round-edge	-	1	1	2
58.03.071.xxx	24"	3¼"	4" Planar Square-edge	-	1	1	2
58.03.072.xxx	24"	3¼"	4" Planar Plus Square-edge	-	1	1	2

Product Number	Description	Packaging			Service Level
		Feet	Pieces	Weight	


**Panel Cutting Tool - 4" Planar Round Edge**

63.22.050	Panel Cutting Tool	-	-	50	-
-----------	--------------------	---	---	----	---

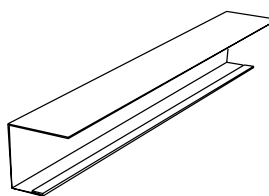
Product Number	Description	Packaging			Service Level
		Feet	Pieces	Weight	

**Hanger Wire**

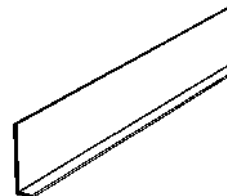
96CTL144	12', bundled	-	-	50	0
----------	--------------	---	---	----	---



**Wall Angle**  
38.90.124



**Wall Channel**  
58.03.017 - 58.04.017  
58.03.717-58.04.717



**Flex Angle**  
38.35.995

Product Number	Dimensions			Description	Packaging			Service Level
	Length	Height	Face		LF	Pieces	Weight	

**Wall Angle – Aluminum with Hemmed Edges**

38.90.124.001	12'	3/4"	15/16"	01 White	120	10	10	0
38.90.124.xxx	12'	3/4"	15/16"	Standard Colors	120	10	10	2
38.90.124.xxx	12'	3/4"	15/16"	Premium Colors	120	10	10	3
38.93.124.xxx	12'	3/4"	15/16"	Reflective Finishes	120	10	10	2
38.94.124.xxx	12'	3/4"	15/16"	Anodized Finishes	120	10	10	2
38.94.124.xxx	12'	3/4"	15/16"	MetalWood™ Finishes	120	10	10	3

**Wall Channels – Planar – Aluminum with a Hemmed Edge**

58.03.017.001	10'	1 13/16"	1 7/8" x 1"	01 White	100	10	14	0
58.03.017.xxx	10'	1 13/16"	1 7/8" x 1"	Standard Colors	100	10	14	2
58.03.017.xxx	10'	1 13/16"	1 7/8" x 1"	Premium Colors	100	10	14	3
58.03.017.xxx	10'	1 13/16"	1 7/8" x 1"	Reflective Finishes	100	10	14	2
58.04.017.xxx	10'	1 13/16"	1 7/8" x 1"	Anodized Finishes	100	10	14	2
58.04.017.xxx	10'	1 13/16"	1 7/8" x 1"	MetalWood™ Finishes	100	10	14	2

**Wall Channels – PlanarMacro – Aluminum with a Hemmed Edge**

58.03.717.xxx	10'	2"	1 5/8" x 1"	01 White	100	10	14	2
58.03.717.xxx	10'	2"	1 5/8" x 1"	Standard Colors	100	10	14	2
58.03.717.xxx	10'	2"	1 5/8" x 1"	Premium Colors	100	10	14	3
58.03.717.xxx	10'	2"	1 5/8" x 1"	Reflective Finishes	100	10	14	2
58.04.717.xxx	10'	2"	1 5/8" x 1"	Anodized Finishes	100	10	14	2
58.04.717.xxx	10'	2"	1 5/8" x 1"	MetalWood™ Finishes	100	10	14	2

**Custom Trims**

38.35.995	8'	2"	1/2"	Flexible Angle-Aluminum-Bare	80	10	10	2
38.35.995.000	10'	2"	1/2"	Flexible Angle-Aluminum-Bare	100	10	10	2
38.90.131.xxx	Per Order			Special Sections	-	-	-	-

**2 Slot Diffuser**  
58.01.072

**4 Slot Diffuser**  
58.01.074

**6 Slot Diffuser**  
58.01.076

**8 Slot Diffuser**  
58.01.078


Product Number	Description	Packaging		Service Level
		Pieces	Weight	
<b>Air Diffusers</b>				
58.01.072	2 slot unit, 8" collar, 9" width	1	10	8
58.01.074	4 slot unit, 10" collar, 17" width	1	13	8
58.01.076	6 slot unit, 12" collar, 25" width	1	16	8
58.01.078	8 slot unit, 14" collar, 33" width	1	20	8
58.01.108	Round Edge Planar Pattern Control	1	1	8
58.01.107	Macro and Square Edge Planar Pattern Control	1	1	8


Notes: Number of slots based on 4" panels.  
 One pattern control is needed for each slot opening on air supply units.  
 Standard collars are top mounted. Oval, side inlet collars are special order.  
 Air diffusers are compatible with Symmetrical Carrier.

Planar® PlanarMacro® Air Distribution

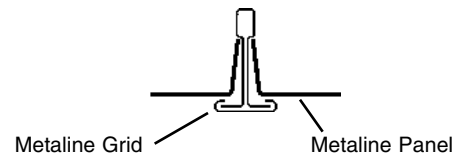
**Metaline™ Lock-in**

**Securline™ Ceiling / Wall Panels**


  
Support Channels

  
Wall Channel (optional)





Perforation Pattern "M"  
METALINE PANELS ONLY!



109R281D

.109" Diameter holes on  
.281" Diagonal Centers  
(11.8% open area)

**Standard Painted Color**

01 White

**Product Notes:**

- System pricing is shown for approximate comparison purposes only. Actual pricing to be by individual component.

**Service:**

- Service Level represents 1 - 4,999 Sq. Ft.

Quantity	Service Level
5,000 - 9,999	8
10,000 - 25,000	10

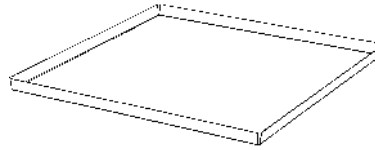
**Colors:**

- Other CMC colors - Pricing and Service Level may vary depending on size of order.

**Estimator Guide**

Assumes continuous interior area. Perimeter treatments and other components not included.

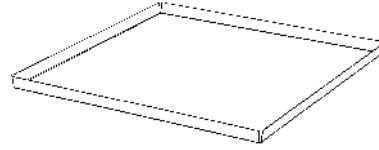
System	Product	Unit of Measure	Qty per Sq. Ft.	Sq. Ft. per Item
24" x 24"	Suspension-12' Main Tee @ 48"	LF	0.25	–
	Suspension-4' Cross Tee @ 24"	LF	0.50	–
Lock-in	Suspension-2' Cross Tee @ 48"	LF	0.25	–
	Panel-24" x 24"	Pc	0.25	4.00
24" x 24"	Suspension-12' Main Tee @ 48"	LF	0.25	–
	Suspension-4' Cross Tee @ 24"	LF	0.50	–
Lock-in	Panel-24" x 48"	Pc	0.125	8.00



**Lock-in Panel**  
52.35.xxx - 52.36.xxx

Product Number	Panel Size	Description	Packaging			Service Level
			Sq. Ft.	Pieces	Weight	
<b>Panels</b>						
<b>18 ga. Steel</b>						
52.35.121.001	1' x 2'	Solid	10	5	23	5
52.35.122.001	1' x 2'	Perforated	10	5	21	5
52.35.141.001	1' x 4'	Solid	20	5	45	5
52.35.142.001	1' x 4'	Perforated	20	5	42	5
52.35.221.001	2' x 2'	Solid	20	5	45	5
52.35.222.001	2' x 2'	Perforated	20	5	42	5
52.35.241.001	2' x 4'	Solid	40	5	90	5
52.35.242.001	2' x 4'	Perforated	40	5	85	5
52.36.221.001	2' x 2'	Solid Access Panel	20	5	45	5
52.36.222.001	2' x 2'	Perforated Access Panel	20	5	42	5
52.36.225.001	2' x 4'	Solid Access Panel	40	5	90	5
52.36.227.001	2' x 4'	Perforated Access Panel	40	5	85	5
<b>20 ga. Steel</b>						
52.35.123.001	1' x 2'	Solid	10	5	18	5
52.35.124.001	1' x 2'	Perforated	10	5	17	5
52.35.143.001	1' x 4'	Solid	20	5	35	5
52.35.144.001	1' x 4'	Perforated	20	5	33	5
52.35.223.001	2' x 2'	Solid	20	5	35	5
52.35.224.001	2' x 2'	Perforated	20	5	33	5
52.35.243.001	2' x 4'	Solid	40	5	70	5
52.35.244.001	2' x 4'	Perforated	40	5	66	5
52.36.223.001	2' x 2'	Solid Access Panel	20	5	35	5
52.36.224.001	2' x 2'	Perforated Access Panel	20	5	33	5
52.36.226.001	2' x 4'	Solid Access Panel	40	5	70	5
52.36.228.001	2' x 4'	Perforated Access Panel	40	5	66	5

Perforations: Full face.

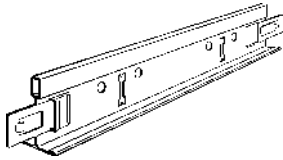


**Lock-in Panel**  
52.35.xxx - 52.36.xxx

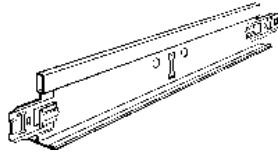
Product Number	Panel Size	Description	Packaging			Service Level
			Sq. Ft.	Pieces	Weight	
<b>Panels</b>						
<b>0.040 Aluminum</b>						
52.31.121.001	1' x 2'	Solid	10	5	6	5
52.31.122.001	1' x 2'	Perforated	10	5	6	5
52.31.141.001	1' x 4'	Solid	20	5	6	5
52.31.142.001	1' x 4'	Perforated	20	5	6	5
52.31.221.001	2' x 2'	Solid	20	5	6	5
52.31.222.001	2' x 2'	Perforated	20	5	6	5
52.31.241.001	2' x 4'	Solid	40	5	6	5
52.31.242.001	2' x 4'	Perforated	40	5	6	5
52.32.221.001	2' x 2'	Solid Access Panel	20	5	6	5
52.32.222.001	2' x 2'	Perforated Access Panel	20	5	6	5
52.32.227.001	2' x 4'	Solid Access Panel	40	5	6	5
52.32.228.001	2' x 4'	Perforated Access Panel	40	5	6	5

Perforations: Full face.

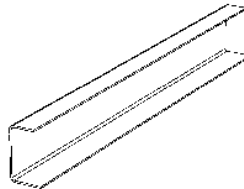
Metaline™ Lock-in Panels



**Main Tee**  
55.39.112



**Cross Tee**  
55.39.004-55.39.002  
55.39.001



**Wall Channel**  
52.18.065

Product Number	Dimensions			Feet	Packaging		Service Level
	Length	Height	Face		Pieces	Weight	

**15/16" Grid**

**Metaline Main Tee (Heavy Duty)**

55.39.112.001H	12'	1 1/2"	15/16"	300	25	93	2
----------------	-----	--------	--------	-----	----	----	---

**Metaline Cross Tee**

55.39.004.001H	4'	1 1/2"	15/16"	200	50	67	2
55.39.002.001H	2'	1 1/2"	15/16"	150	75	52	2
55.39.001.001H	1'	1 1/2"	15/16"	100	100	35	2

Product Number	Dimensions			Feet	Packaging		Service Level
	Length	Height	Face		Pieces	Weight	

**Wall Channel – 18 ga. Steel**

52.18.065.001	10'	1 1/2"	15/16" x 15/16"	Per Order			2
---------------	-----	--------	-----------------	-----------	--	--	---

Product Number	Dimensions			Face	Packaging		Service Level
	Length	Height	Face		Feet	Pieces	

**Hold Down Inserts for 1 1/2" Channel - 18 ga. Steel**

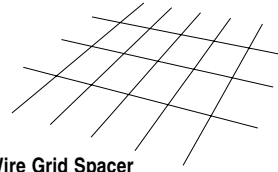
58.06.637	11"	1 7/16"	3/4" x 3/4"	Per Order			0
58.06.639	22"	1 7/16"	3/4" x 3/4"	Per Order			0

Product Number	Description	Packaging			Service Level
		Feet	Pieces	Weight	

**Hanger Wire**

96CTL144	12' bundled	-	-	50	0
----------	-------------	---	---	----	---

Metaline™ Suspension



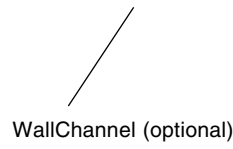

**Poly-Wrapped Acoustical Pads**  
58.01.059.008-58.01.064.008

**Wire Grid Spacer**  
60.00.021

Metaline™ Accessories

Product Number	Panel Size	Description	Weight		Service Level
			Per Piece		
<b>Poly-Wrapped Acoustical Pads</b>					
52.00.023.008	1' x 2'	1" x 1 lb.	0.25		2
52.01.059.008	2' x 2'	1" x 1 lb.	0.50		2
52.01.061.008	2' x 4'	1" x 1 lb.	1.00		2
52.00.025.008	1' x 2'	1 1/2" x 1 lb.	0.25		2
52.01.064.008	2' x 2'	1 1/2" x 1 lb.	0.50		2
52.01.063.008	2' x 4'	1 1/2" x 1 lb.	1.00		2
<b>Wire Grid Spacer</b>					
60.00.021	-	2' x 2', Steel	0.50		0
60.00.020	-	1' x 2', Steel	0.25		0


Product Number	Description	Packaging			Service Level
		Feet	Pieces	Weight	
<b>Torx Tamper Resistant Security Screws and Drivers</b>					
85.53.291.001	#10 x 3/4" Button Head, 6 Point, White	Per Order			0
85.53.293	Driver for #10 Torx Security Screw	Per Order			0
<b>Compression Struts</b>					
55.33.001	1' Drop with Screw	-	10	5	2
55.33.002	2' Drop with Screw	-	10	5	2
55.33.003	3' Drop with Screw	-	10	14	2
55.33.004	4' Drop with Screw	-	10	19	2
55.33.005	5' Drop with Screw	-	10	23	2
55.33.006	6' Drop with Screw	-	10	27	2
55.33.007	7' Drop with Screw	-	10	31	2
55.33.008	8' Drop with Screw	-	10	36	2
55.33.009	9' Drop with Screw	-	10	40	2



**Standard Painted Colors**

01 White

PERFORATION "S"  
SECURLINE PANELS ONLY!



125R250D

.125" Diameter holes on  
.250" Diagonal Centers  
(19.6% open area)  
(VENDOR SUPPLIED)

Estimator Guide

<b>Panel (LF):</b>	Sq. Ft.
<b>Channel (LF):</b>	Midspan = LF x 2 Perimeter = Perimeter LF

**Product Notes:**

**Notes:**

- Channels for midspan support to be secured back-to-back on site.
- Standard panel length is 10'.
- Panels are available in lengths less than 10', in even foot increments.
- Wall panels are available. Consult CMC.

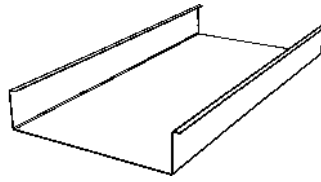
**Service:**

- Service Level represents 1 - 4,999 Sq. Ft.

Quantity	Service Level
5,000 - 9,999	8
10,000 - 25,000	10

**Colors:**

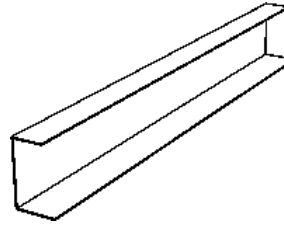
Other CMC colors - Service Level + 2 weeks.



Ceiling / Wall Panels  
52.13.xx-52.14.xx-52.15.xx-52.16.xx

Product Number	Dimensions			Description	Packaging			Service Level
	Length	Height	Face		Feet	Pieces	Weight	
<b>12 ga. Steel</b>								
52.16.003.001	10'	3 1/2"	12"	Solid		Per Order		5
52.16.001.001	10'	3 1/2"	12"	Perforated		Per Order		5
<b>14 ga. Steel</b>								
52.15.003.001	10'	3 1/2"	12"	Solid		Per Order		5
52.15.001.001	10'	3 1/2"	12"	Perforated		Per Order		5
<b>16 ga. Steel</b>								
52.14.003.001	10'	3 1/2"	12"	Solid		Per Order		5
52.14.001.001	10'	3 1/2"	12"	Perforated		Per Order		5
<b>18 ga. Steel</b>								
52.13.003.001	10'	3 1/2"	12"	Solid		Per Order		5
52.13.001.001	10'	3 1/2"	12"	Perforated		Per Order		5

Securline™ Ceiling / Wall Panels



Midspan Support Channel Assembly  
56.xx.056

Midspan Support /Perimeter Channel  
52.xx.058

Product  
Number

Dimensions		
Length	Height	Face

Packaging			Service Level
Feet	Pieces	Weight	

**Midspan Support Channel Assembly**

**12 ga. Steel**

52.12.056.001	10'	3 1/4"	4" x 1 1/2"	Per Order	5
---------------	-----	--------	-------------	-----------	---

**14 ga. Steel**

52.14.056.001	10'	3 1/4"	4" x 1 1/2"	Per Order	5
---------------	-----	--------	-------------	-----------	---

**16 ga. Steel**

52.16.056.001	10'	3 1/4"	4" x 1 1/2"	Per Order	5
---------------	-----	--------	-------------	-----------	---

**18 ga. Steel**

52.18.056.001	10'	3 1/4"	4" x 1 1/2"	Per Order	5
---------------	-----	--------	-------------	-----------	---

**Midspan Support/Perimeter Channels**

**12 ga. Steel**

52.12.058.001	10'	3 1/4"	2" x 1 1/2"	Per Order	5
---------------	-----	--------	-------------	-----------	---

**14 ga. Steel**

52.14.058.001	10'	3 1/4"	2" x 1 1/2"	Per Order	5
---------------	-----	--------	-------------	-----------	---

**16 ga. Steel**

52.16.058.001	10'	3 1/4"	2" x 1 1/2"	Per Order	5
---------------	-----	--------	-------------	-----------	---

**18 ga. Steel**

52.18.058.001	10'	3 1/4"	2" x 1 1/2"	Per Order	5
---------------	-----	--------	-------------	-----------	---

Product Number	Size	Description	Packaging			Service Level
			Feet	Pieces	Weight	

**Midspan Attachment**

52.14.059	3" x 8"	Splice Clip		Per Order		5
52.14.062	3" x 5" x 3"	Corner Clip		Per Order		5

**Poly-Wrapped Acoustical Pads**

52.00.023.008	1' x 2'	1" x 1 lb.	–	1	0.25	5
52.02.001.008	1' x 1'	1" x 1 lb.	–	1	0.13	5
52.00.025.008	1' x 2'	1½" x 1 lb.	–	1	0.25	5
52.02.015.008	1' x 1'	1½" x 1 lb.	–	1	0.13	5

**Access Clip**

52.01.003	6" x 3½"	Steel		Per Order		5
-----------	----------	-------	--	-----------	--	---

**Hold Down Inserts – For Wall Channel and Midspan Support**

52.18.061	11"	18 ga. Steel		Per Order		5
52.16.061	11"	16 ga. Steel		Per Order		5
52.14.061	11"	14 ga. Steel		Per Order		5
52.12.061	11"	12 ga. Steel		Per Order		5

**Torx Tamper Resistant Security Screws and Drivers**

85.53.291.001	–	#10 x ¾" Button Head, 6 Point, White		Per Order		0
85.53.293	–	Driver for #10 Torx Security Screw		Per Order		0

**Compression Struts**

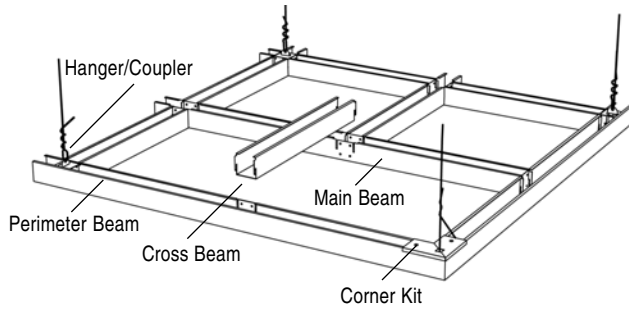
55.33.001	–	For 1' Drop with Screw	–	10	5	1
55.33.002	–	For 2' Drop with Screw	–	10	5	1
55.33.003	–	For 3' Drop with Screw	–	10	14	1
55.33.004	–	For 4' Drop with Screw	–	10	19	1
55.33.005	–	For 5' Drop with Screw	–	10	23	1
55.33.006	–	For 6' Drop with Screw	–	10	27	1
55.33.007	–	For 7' Drop with Screw	–	10	31	1
55.33.008	–	For 8' Drop with Screw	–	10	36	1
55.33.009	–	For 9' Drop with Screw	–	10	40	1

Product Number	Description	Packaging			Service Level
		Feet	Pieces	Weight	

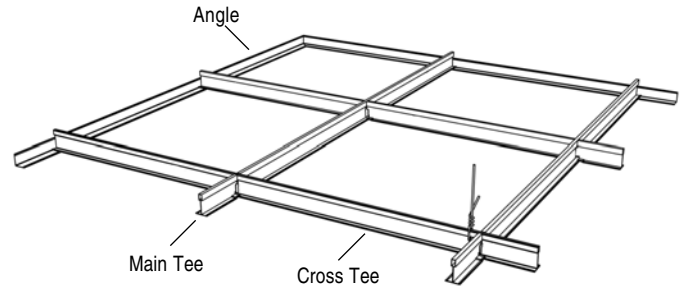
**Hanger Wire**

96CTL144	12', bundled	–	–	50		0
----------	--------------	---	---	----	--	---

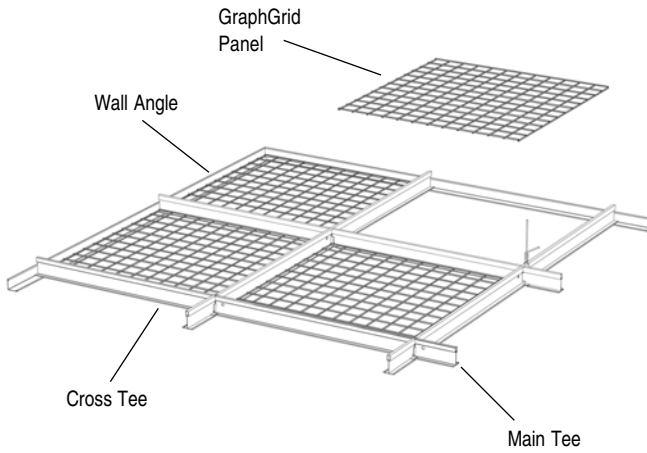
**BeamGrid™**



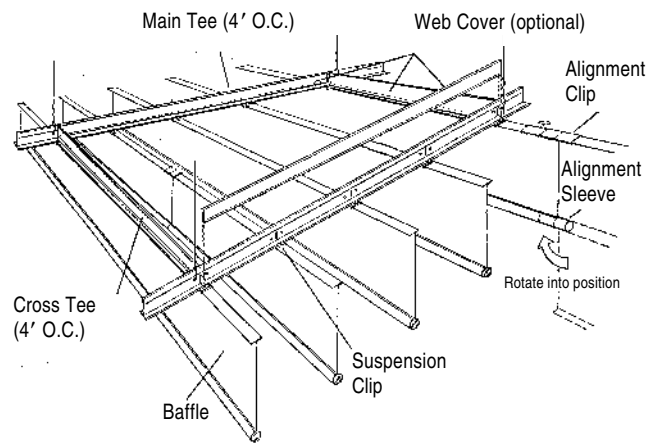
**CubeGrid™**



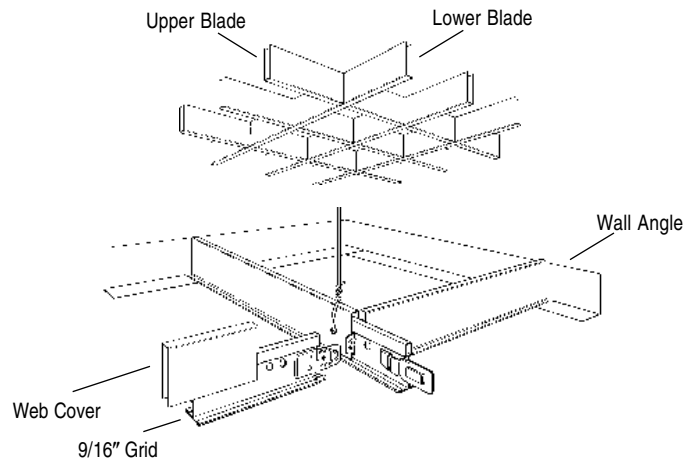
**GraphGrid™**



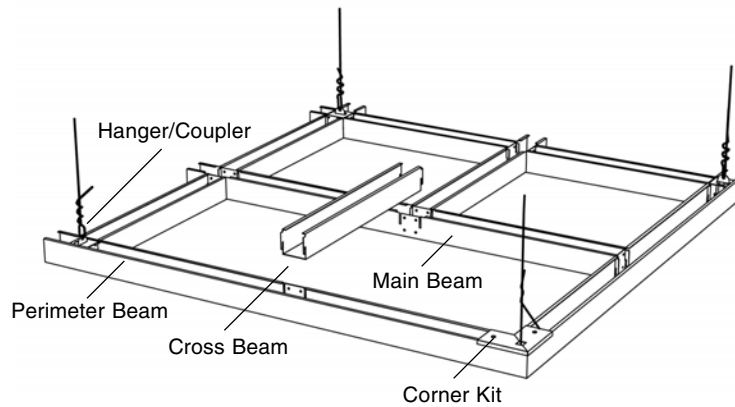
**Intaline™**



**Magna T-Cell™**








**Standard Painted Colors**

- 379 Gloss White
- 386 Gloss Black

**Premium Painted Colors**

- 01 White
- 08 Black
- 21 Copper Metallic
- 23 Sandstone
- 44 Satin Silver Metallic
- 431 Whitewash
- 520 Polar White
- 521 Nickel

- 524 Silver
- 527 Champagne Metallic
- 528 Sandstone Metallic
- 529 Nickel Metallic
- 530 Sky Metallic
- 531 Green Metallic
- 532 Classic Gold
-  533 Copper Penny Metallic
- 534 Natural Metal Metallic
- 535 Classic Gold Metallic
- 536 Brown Metallic
- Other painted color

**Reflective Finishes**

- 371 Preferred Lacquer Mill
- 378 Brushed Aluminum

**Anodized Finishes**

- 14 Chromecoat
- 16 Brasscoat
- 504 Satin
- 509 Coppercoat

**Product Notes:**

- BeamGrid is priced on a per-project basis.
- For project quotation, provide Customer Service with plans, specifications, details, sizes, finishes and quantities.
- Approval drawings are required for all BeamGrid projects.
- Standard installation details are included with all orders.
- Custom color matching requires customer color sample or paint manufacturer and color number
- Components may include strippable protective film.

**Service:**

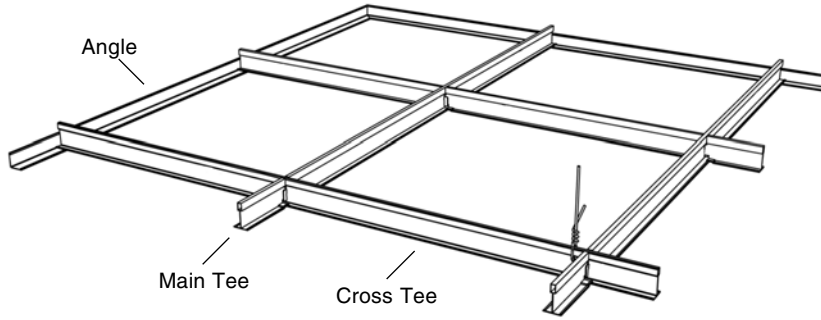
- BeamGrid Service Levels are determined on a per-project basis.
- Service Levels provided with job quotations are estimated.
- Actual Service Levels to be confirmed at time of order acceptance.
- Service Level begins after receipt of shop drawing approval.
- Custom color approval samples are available upon request - Service Level 2 weeks.
- Custom colors - Service Level begins after receipt of color approval.
- BeamGrid is available in the following beam sizes:

Standard (wide x high)    Special Order (wide x high)

1" x 1"	1" x 5"
1" x 2"	2" x 6"
1" x 4"	2" x 8"
2" x 2"	3" x 6"
2" x 4"	3" x 12"
3" x 3"	5" x 5"
4" x 4"	6" x 6"

- BeamGrid is available in the following standard module sizes:  
12" x 12", 16" x 16", 24" x 24", 36" x 36", 48" x 48".
- BeamGrid is available in special module sizes, for quotation provide requirements to CMC Customer Service.
- Standard wall condition is double wall channel.





**Standard Painted Colors (Body/Cap)**

- 01 White
- 08 Black
- 44 Satin Silver Metallic

**Premium Painted Colors (Body/Cap)**

- 21 Copper Metallic
- 23 Sandstone
- 379 Gloss White
- 386 Gloss Black
- 431 Whitewash
- 520 Polar White

- 521 Nickel
- 524 Silver
- 527 Champagne Metallic
- 528 Sandstone Metallic
- 529 Nickel Metallic
- 530 Sky Metallic
- 531 Green Metallic
-  533 Copper Penny Metallic
- 534 Natural Metal Metallic
- 535 Classic Gold Metallic
- 536 Brown Metallic
- Other painted color

**Reflective Finishes (Cap only/Body 08 Black)**

- 371 Preferred Lacquer Mill

**Anodized Finishes (Cap only/Body 08 Black)**

- 14 Chromecoat
- 16 Brasscoat
- 509 Coppercoat

**Product Notes:**

- Suspension components sold in full carton quantities.
- System pricing is shown for approximate comparison purposes only. Actual pricing to be by individual component.
- Custom color matching requires customer color sample or paint manufacturer and color number.
- Color pricing > 40,000 lf includes total combined quantity of tees and angles in same finish.
- Custom color approval samples are available upon request - Service Level 2 weeks.
- Custom colors - Service Level begins after receipt of color approval.

**Service:**

- Service Level represents 0 - 19,999 lf.

Quantity	Service Level		
	08 Black, 44 Satin Silver Metallic	Other Colors	Reflective Anodized
20,000 - 39,999	4	6	6
40,000 +	6	8	8

**Ordering Guide**

<b>.xxx (cap)</b>	<b>.xxx (web)</b>
01 - White	W - 01 White
08 - Black	B - 08 Black
44 - Satin Silver	Y - Painted Color matching cap
xxx - Other Painted Color	Y - Painted Color matching cap
14 - Chromecoat Anodized	B - 08 Black
16 - Brasscoat Anodized	B - 08 Black
509 - Coppercoat	B - 08 Black
Example:	C1802K.01W (2' Cross Tee for 2' module, 01 White Body and 01 White Cap)

Product Number	Main Tee C1811	Cap Finish	Cross Tee C1801-C1802	Body Finish	Per Carton(Full Ctns Only)				Service Level
					Length	Feet	Pieces	Weight	

**1' x 1' Module**

**Main Tee - 15/16" Face x 1-1/2" High (Intermediate Duty) – Slotting is 12" O.C.**

C1811JxxY	01 White, 08 Black, 44 Satin Silver	Matching	12'	300	25	73	2
C1811JxxxY	Premium/Other Ptd Color <40 MLF	Matching	12'	300	25	73	4
C1811JxxxY	Premium/Other Ptd Color >40 MLF	Matching	12'	300	25	73	8
C1811JxxxB	Reflective/Anodized	08 Black	12'	300	25	73	2

**Cross Tees**

C1801JxxY	01 White, 08 Black, 44 Satin Silver	Matching	1'	100	100	24	2
C1801JxxxY	Premium/Other Ptd Color <40 MLF	Matching	1'	100	100	24	4
C1801JxxxY	Premium/Other Ptd Color >40 MLF	Matching	1'	100	100	24	8
C1801JxxxB	Reflective/Anodized	08 Black	1'	100	100	24	2
C1802JxxY	01 White, 08 Black, 44 Satin Silver	Matching	2'	150	75	37	2
C1802JxxxY	Premium/Other Ptd Color<40 MLF	Matching	2'	150	75	37	4
C1802JxxxY	Premium/Other Ptd Color >40 MLF	Matching	2'	150	75	37	8
C1802JxxxB	Reflective/Anodized	08 Black	2'	150	75	37	2
C1804JxxY	01 White, 08 Black, 44 Satin Silver	Matching	4'	200	50	49	2
C1804JxxxY	Premium/Other Ptd Color <40 MLF	Matching	4'	200	50	49	4
C1804JxxxY	Premium/Other Ptd Color >40 MLF	Matching	4'	200	50	49	8
C1804JxxxB	Reflective/Anodized	08 Black	4'	200	50	49	2

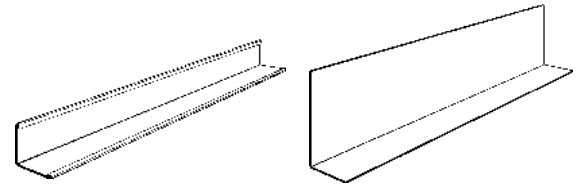
**2' x 2' Module**

**Main Tee - 15/16" Face x 1-1/2" High (Intermediate Duty) – Slotting is 24" O.C.**

C1811KxxY	01 White, 08 Black, 44 Satin Silver	Matching	12'	300	25	73	2
C1811KxxxY	Premium/Other Ptd Color <40 MLF	Matching	12'	300	25	73	4
C1811KxxxY	Premium/Other Ptd Color >40 MLF	Matching	12'	300	25	73	8
C1811KxxxB	Reflective/Anodized	08 Black	12'	300	25	73	2

**Cross Tees - Snap-In**

C1802KxxY	01 White, 08 Black, 44 Satin Silver	Matching	2'	150	75	37	2
C1802KxxxY	Premium/Other Ptd Color <40 MLF	Matching	2'	150	75	37	4
C1802KxxxY	Premium/Other Ptd Color >40 MLF	Matching	4'	200	50	49	8
C1802KxxxB	Reflective/Anodized	08 Black	4'	200	50	49	2
C1804KxxY	01 White, 08 Black, 44 Satin Silver	Matching	4'	200	50	49	2
C1804KxxxY	Premium/Other Ptd Color <40 MLF	Matching	4'	200	50	49	4
C1804KxxxY	Premium/Other Ptd Color >40 MLF	Matching	4'	200	50	49	8
C1804KxxxB	Reflective/Anodized	08 Black	4'	200	50	49	2



Main Tee  
C1811

Cross Tee  
C1801-C1802

Cross Tee  
C1804

Wall Angle  
38.90.124-38.94.124

Wall Angle  
C3209

Product Number	Cap Finish	Body Finish	Per Carton (Full Ctns Only)				Service Level
			Length	Feet	Pieces	Weight	

**4' x 4' Module**

**Main Tee - 15/16" Face x 1-1/2" High (Intermediate Duty) – Slotting is 48" O.C.**

Product Number	Cap Finish	Body Finish	Length	Feet	Pieces	Weight	Service Level
C1811MxxY	01 White, 08 Black, 44 Satin Silver	Matching	12'	300	25	73	2
C1811MxxxY	Premium/Other Ptd Color <40 MLF	Matching	12'	300	25	73	4
C1811MxxxY	Premium/Other Ptd Color >40 MLF	Matching	12'	300	25	73	8
C1811MxxxB	Reflective/Anodized	08 Black	12'	300	25	73	2

**Cross Tees - Snap-In**

Product Number	Cap Finish	Body Finish	Length	Feet	Pieces	Weight	Service Level
C1804MxxY	01 White, 08 Black, 44 Satin Silver	Matching	4'	200	50	49	2
C1804MxxxY	Premium/Other Ptd Color <40 MLF	Matching	4'	200	50	49	4
C1804MxxxY	Premium/Other Ptd Color >40 MLF	Matching	4'	200	50	49	8
C1804MxxxB	Reflective/Anodized	08 Black	4'	200	50	49	2

Product Number	Dimensions			Colors	Packaging			Service Level
	Length	Height	Face		LF	Pieces	Weight	

**Wall Angle – Finish One Side – Aluminum with Hemmed Edges**

Product Number	Length	Height	Face	Colors	LF	Pieces	Weight	Service Level
38.90.124.xx	12'	3/4"	15/16"	01 White, 08 Black, 44 Satin Silver	120	10	10	1
38.90.124.xxx	12'	3/4"	15/16"	Premium/Other Ptd Color <40 MLF	120	10	10	3
38.90.124.xxx	12'	3/4"	15/16"	Premium/Other Ptd Color >40 MLF	120	10	10	8
38.94.124.xxx	12'	3/4"	15/16"	Reflective/Anodized*	120	10	10	2

Product Number	Dimensions			Colors	Weight		Service Level
	Length	Height	Face		Per Piece	Weight	

**Wall Angle – Painted Both Sides**

Product Number	Length	Height	Face	Colors	Per Piece	Weight	Service Level
C3209.xx	10'	2"	1"	01 White, 08 Black, 44 Satin Silver	2	2	2
C3209.xxx	10'	2"	1"	Premium/Other Ptd Color <40 MLF	2	3	3
C3209.xxx	10'	2"	1"	Premium/Other Ptd Color >40 MLF	2	8	8
C3209.xxx	10'	2"	1"	Reflective/Anodized*	2	2	2


\*Reflective and Anodized finishes on one side only.

Product Number	Description	Packaging			Service Level
		Feet	Pieces	Weight	


**Hanger Wire**

96CTL144	12', bundled	-	-	50	0
----------	--------------	---	---	----	---


CubeGrid™ 15/16" - 360° Finished Components



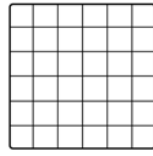
1" x 1" Cell



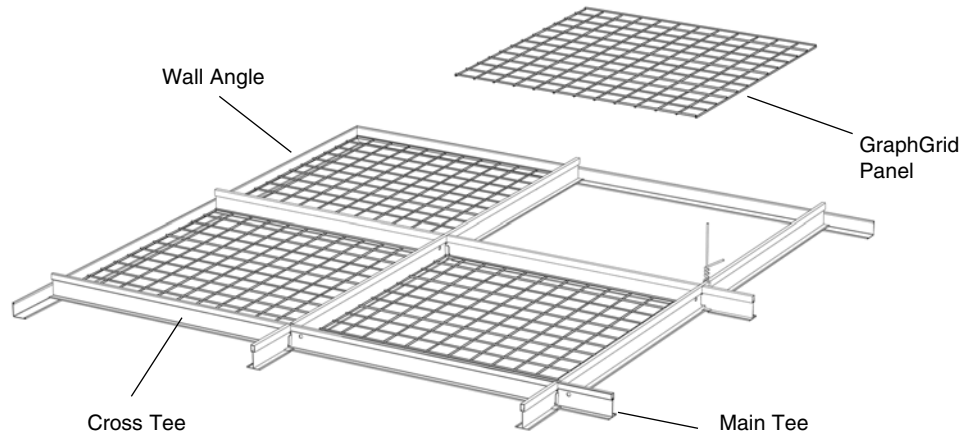
2" x 2" Cell



3" x 3" Cell



4" x 4" Cell



**Standard Painted Colors**

01 White

**Premium Painted Colors**

- 08 Black
- 21 Copper Metallic
- 23 Sandstone
- 44 Satin Silver Metallic
- 379 Gloss White
- 431 Whitewash
- 520 Polar White
- 521 Nickel
- 524 Silver
- 527 Champagne Metallic

- 528 Sandstone Metallic
- 529 Nickel Metallic
- 530 Sky Metallic
- 531 Green Metallic
-  533 Copper Penny Metallic
- 534 Natural Metal Metallic
- 535 Classic Gold Metallic
- Other painted color

**Reflective Finishes**

58 Bright Mirror

**Product Notes:**


- Custom color matching requires customer color sample or paint manufacturer and color number.
- CubeGrid suspension recommended.

**Service:**


- Service Level represents 0 - 999 Sq. Ft.

Quantity	Service Level		
	01 White	Premium/Other Painted Colors	58 Bright Mirror
1,000 - 4,999	4	6	6
5,000 - 9,000	6	8	8


- Custom color approval samples are available upon request - Service Level 2 weeks.
- Custom colors - Service Level begins after receipt of color approval.



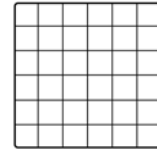
1" x 1" Cell  
8901



2" x 2" Cell  
8902



3" x 3" Cell  
8903

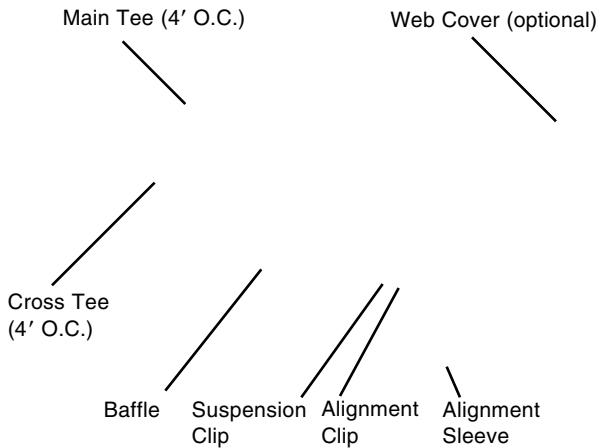


4" x 4" Cell  
8904

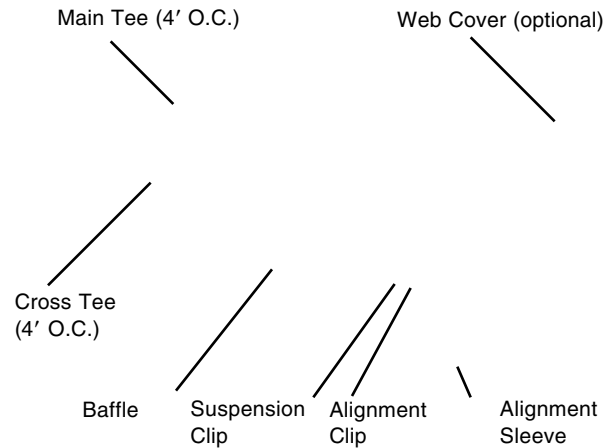
Product Number	Cell Size	Nominal Panel Size	Color	Packaging			Service Level
				Sq Ft	Pieces	Weight	
<b>GraphGrid Panels – For 15/16" and 9/16" T-Grid</b>							
8901.01	1" x 1"	2' x 2'	01 White	40	10	53	1
8901.xx	1" x 1"	2' x 2'	Premium/Other Painted Colors	40	10	53	5
8901.58	1" x 1"	2' x 2'	58 Bright Mirror	40	10	53	5
8902.01	2" x 2"	2' x 2'	01 White	40	10	32	1
8902.xx	2" x 2"	2' x 2'	Premium/Other Painted Colors	40	10	32	5
8902.58	2" x 2"	2' x 2'	58 Bright Mirror	40	10	32	5
8903.01	3" x 3"	2' x 2'	01 White	40	10	27	5
8903.xx	3" x 3"	2' x 2'	Premium/Other Painted Colors	40	10	27	5
8903.58	3" x 3"	2' x 2'	58 Bright Mirror	40	10	27	5
8904.01	4" x 4"	2' x 2'	01 White	40	10	22	5
8904.xx	4" x 4"	2' x 2'	Premium/Other Painted Colors	40	10	22	5
8904.58	4" x 4"	2' x 2'	58 Bright Mirror	40	10	22	5

Wire diameter: 0.117".

## Round Base Baffle Ceiling



## V Base Baffle Ceiling



### Standard Painted Colors (both baffle sides)

- 01 White
- 08 Black
- 44 Satin Silver Metallic

### Premium Painted Colors (both baffle sides)

- 21 Copper Metallic
- 23 Sandstone
- 379 Gloss White
- 386 Gloss Black
- 431 Whitewash



- 520 Polar White
- 521 Nickel
- 524 Silver
- 527 Champagne Metallic
- 528 Sandstone Metallic
- 529 Nickel Metallic
- 530 Sky Metallic
- 531 Green Metallic
- 533 Copper Penny Metallic
- 534 Natural Metal Metallic
- 535 Classic Gold Metallic
- 536 Brown Metallic
- Other painted color

### Standard Reflective Anodized Finishes (one baffle side only)

- 14 Chromecoat
- 16 Brasscoat
- 371 Preferred Lacquer Mill
- 509 Coppercoat

### Coordinating Solid Paint Colors to MetalWood™ Finishes\* (both baffle sides)

- 401 Maple
- 402 Oak
- 403 Cherry
- 404 Pumpkin Maple
- 405 Karri

## Product Notes

- System pricing is shown for approximate comparison purposes only. Actual pricing to be by individual component.
- Baffles are sold in full carton quantities.
- Standard baffle length is 12'.
- Special length baffles are available from 2' to 16'.
- Custom color matching requires customer color sample or paint manufacturer and color number.
- When using 15/16" grid suspension, V Base and Round Base baffle spacing is variable.
- When using V Base Carrier, V Base baffle spacing is indexed to notching spacing on the carrier.
- Aluminum Round Base Reflective/Anodized - Finished one side only. Contact CMC for price and availability.

### Service:

- Service Level represents 0-4,999 LF.

Quantity	Service Level		
	White 01, Black 08 44 Satin Silver Metallic	Other Painted Colors	Reflective / Anodized
5,000 - 9,999	3	6	6
10,000 - 29,999	4	8	8

- Custom color approval samples are available upon request - Service Level 2 weeks.
- Custom colors - Service Level begins after receipt of color approval.

### Colors:

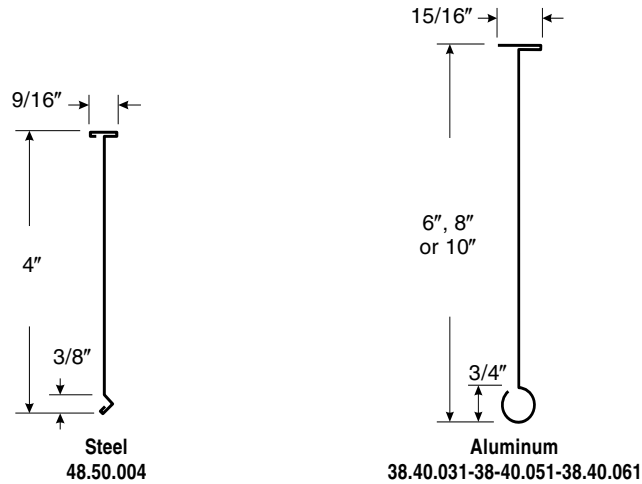
- Aluminum Round Base Reflective/Anodized - Finished one side only. Contact CMC for price and availability.

**Estimating Guide**

Conversion Guidelines: System Pricing per Square Foot

**System Material Usage Per Square Foot**

		Spacing:	4"	6"	8"	10"	12"
Baffles	Baffle - lf/sf		3.00	2.00	1.50	1.20	1.00
	Alignment clip (top) pcs/sf		0.33	0.17	0.13	0.08	0.06
	Alignment clip (bottom) pcs/sf		0.33	0.17	0.13	0.08	0.06
Suspension for Intaline V Base	Carrier - Indexing - lf/sf		0.25	0.25	–	–	–
	Cross Tee (Stab-in) - lf/sf		0.25	0.25	–	–	–
Carrier	Attachment Clip (V Baffle to Carrier) - pcs/sf		1.00	0.50	–	–	–
Suspension for 15/16" Grid	15/16" Grid Main Tee - lf/sf		0.25	0.25	0.25	0.25	0.25
	15/16" Grid Cross Tee - lf/sf		0.25	0.25	0.25	0.25	0.25
	Suspension Clip for 15/16" Grid - pcs/sf		1.00	0.50	0.38	0.25	0.19



Product Number	Length	Colors	Packaging			Service Level
			LF	Pieces	Weight	

**Steel Baffles**

**4" V Base – 0.020"**

48.50.004.xx	12'	01 White, 08 Black, 44 Satin Silver Metallic	120	10	46	2
48.50.004.xxx	12'	Premium / Other Painted Colors <15 ML	120	10	46	2
48.50.004.xxx	12'	Premium / Other Painted Colors >15 ML	120	10	46	4

**Aluminum Baffles**

**6" Round Base – 0.032"**

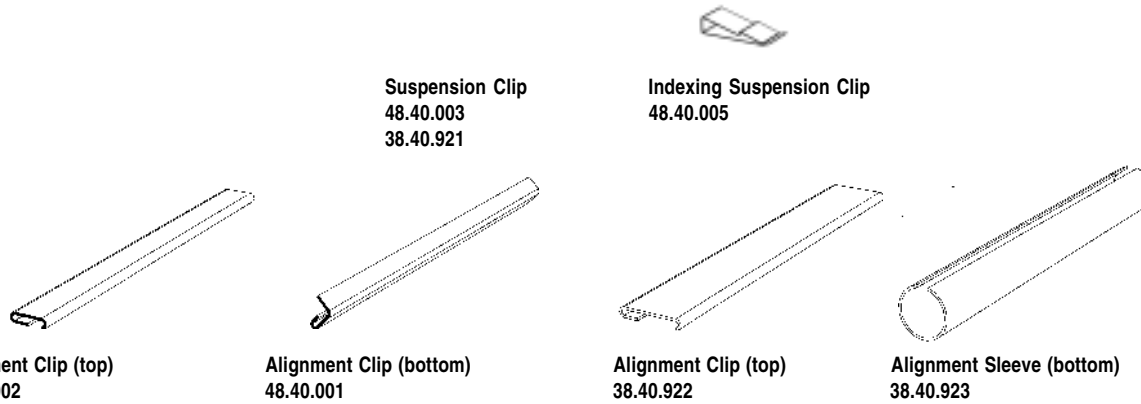
38.40.031.xx	12'	01 White, 08 Black, 44 Satin Silver Metallic	240	20	46	2
38.40.031.xxx	12'	Premium / Other Painted Colors <15MLF	240	20	46	4
38.40.031.xxx	12'	Premium / Other Painted Colors >15MLF	240	20	46	4
38.40.031.xxx	12'	Reflective Anodized	240	20	46	4

**8" Round Base – 0.032"**

38.40.051.xx	12'	01 White, 08 Black, 44 Satin Silver Metallic	240	20	58	2
38.40.051.xxx	12'	Premium / Other Painted Colors <10MLF	240	20	58	4
38.40.051.xxx	12'	Premium / Other Painted Colors >10MLF	240	20	58	4
38.40.051.xxx	12'	Reflective Anodized	240	20	58	4

**10" Round Base – 0.032"**

38.40.061.xx	12'	01 White, 08 Black, 44 Satin Silver Metallic	240	20	68	2
38.40.061.xxx	12'	Premium / Other Painted Colors <10MLF	240	20	68	4
38.40.061.xxx	12'	Premium / Other Painted Colors >10MLF	240	20	68	4
38.40.061.xxx	12'	Reflective Anodized	240	20	68	4



Product Number	Description	Packaging		Service Level
		Pieces	Weight	

**Steel - Accessories**

**Suspension Clip**

48.40.003.008	Steel baffle to 15/16" grid-08 Black	100	1	0
38.40.921.008	Aluminum baffle to 15/16" grid-08 Black	100	1	0

**Swivel Suspension Clip**

48.40.004.008	Steel baffle to 15/16" grid-08 Black	25	2	4
38.40.004.008	Aluminum baffle to 15/16" grid-08 Black	25	2	4

**Alignment Clip (top)**

48.40.002	Steel baffle-Clear	100	1	0
38.40.922	Aluminum baffle-Clear	50	1	0

**Alignment Clip (bottom)**

48.40.001	Steel baffle	100	1	0
-----------	--------------	-----	---	---


**Indexing Suspension Clip**

48.40.005.008	V Baffle to Intaline Carrier	250	1	0
---------------	------------------------------	-----	---	---

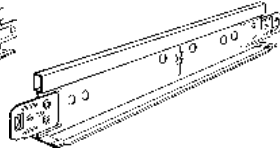
**Alignment Sleeve (bottom)**

38.40.923	Aluminum baffle	50	1	0
-----------	-----------------	----	---	---

Intaline™ Accessories




Main Tee  
C1811M

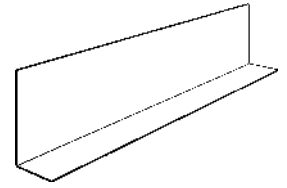


Cross Tee  
C1804M

Intaline Carrier  
48.40



Wall Angle  
38.90.124



Wall Angle  
C3209

Product Number	Dimensions			Colors	Packaging			Service Level
	Length	Height	Face		Feet	Pieces	Weight	

**15/16" Grid**

**CubeGrid Main Tee (Intermediate Duty) – Slotting is 48" O.C.**

C1811M08B	12'	1 1/2"	15/16"	Web/Cap: 08 Black	300	25	73	2
C1811MxxxY	12'	1 1/2"	15/16"	Web/Cap: Prem./Other Colors	300	25	73	4

**CubeGrid Cross Tee – Stab-in**

C1804M08B	4'	1 1/2"	15/16"	Web/Cap: 08 Black	200	50	49	2
C1804MxxxY	4'	1 1/2"	15/16"	Web/Cap: Prem./Other Colors	200	50	49	4

**Intaline Carrier for V Baffle - Indexing**

48.40.100.008	12'	1 1/2"	15/16"	Notched 4" O.C.	12	23	4	
48.40.101.008	12'	1 1/2"	15/16"	Notched 6" O.C.	12	23	4	

Note: Use for V Base Baffles. Notches space baffles. Baffles attached to carrier with #48.40.005.008 attachment clip.

**Cross Tee for Intaline V Baffle Indexing Carrier – Stab-in**

C1210M08.B	4'	1 1/2"	15/16"	Web/Cap: 08 Black	200	50	49	2
C1210Mxxx.Y	4'	1 1/2"	15/16"	Web/Cap: Prem./Other Colors	200	50	49	4

Product Number	Dimensions			Colors	Packaging			Service Level
	Length	Height	Face		LF	Pieces	Weight	

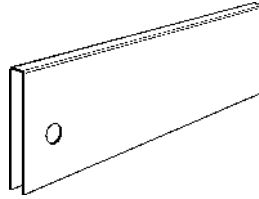
**Wall Angle – Aluminum with Hemmed Edges**

38.90.124.08	12'	3/4"	15/16"	08 Black	120	10	10	0
38.90.124.xxx	12'	3/4"	15/16"	Prem./Other Colors	120	10	10	3

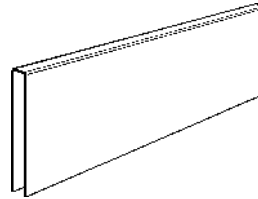
Product Number	Dimensions			Colors	Weight		Service Level
	Length	Height	Face		Per Piece		

**Wall Angle – Painted Both Sides**

C3209.08	10'	2"	1"	08 Black	2	2
C3209.xxx	10'	2"	1"	Prem./Other Colors	2	3



**Web Cover**  
38.40.909

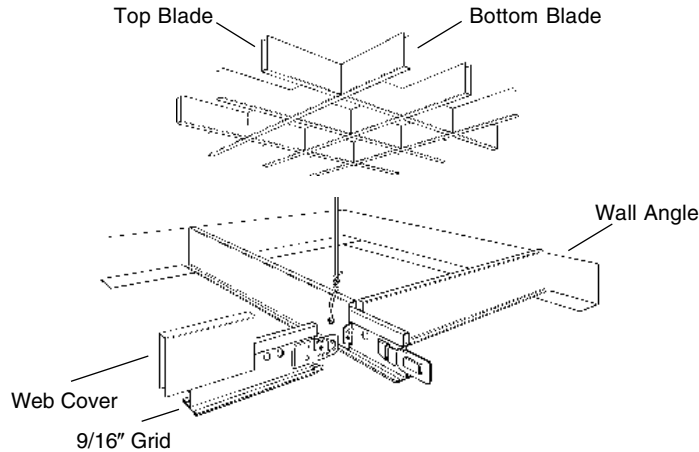


**Web Cover**  
38.40.910

Product Number	Description	Dimensions			Weight Per Piece	Service Level
		Length	Height	Face		
<b>Web Covers*</b>						
38.40.909.xxx	With hanger holes	4'	2"	9/16"	0.50	2
38.40.909.xxx	With hanger holes	4'	2"	9/16"	0.50	4
38.40.910.xxx	Without hanger holes	4'	2"	9/16"	0.50	2
38.40.910.xxx	Without hanger holes	4'	2"	9/16"	0.50	4

\* Optional when used with standard grid.

Product Number	Description	Packaging			Service Level
		Feet	Pieces	Weight	
<b>Hanger Wire</b>					
96CTL144	12', bundled	-	-	50	0



**Standard Painted Colors**

- 01 White
- 08 Black
- 44 Satin Silver Metallic

**Premium Painted Colors**

- 21 Copper Metallic
- 23 Sandstone
- 379 Gloss White
- 386 Gloss Black
- 431 Whitewash
- 520 Polar White
- 521 Nickel



- 524 Silver
- 527 Champagne Metallic
- 528 Sandstone Metallic
- 529 Nickel Metallic
- 530 Sky Metallic
- 531 Green Metallic
- 533 Copper Penny Metallic
- 534 Natural Metal Metallic
- 535 Classic Gold Metallic
- 536 Brown Metallic
- Other painted color

**Reflective Finish**

- 371 Preferred Lacquer Mill
- 14 Chromecoat
- 16 Brasscoat
- 509 Coppercoat

**Anodized Finishes**

- 14 Chromecoat
- 16 Brasscoat
- 509 Coppercoat

**Coordinating Solid Paint Colors to MetalWood™ Finishes**

- 401 Maple
- 402 Oak
- 403 Cherry
- 404 Pumpkin Maple
- 405 Karri

**Product Notes:**

- System pricing includes panels, grid and web covers. Wall molding and other accessories not included.
- Round up square ft. quantities to full size panels.
- Custom color matching requires customer color sample or paint manufacturer and color number.

**Service:**

- Service Level represents 0 - 2,499 Sq. Ft.

Quantity	Service Level (Unassembled / Assembled)			
	01 White, 08 Black, 44 Satin Silver Metallic	Other Colors	371 Preferred Lacquer Mill	Anodized
2,500 - 4,999	3/4	5/6	5/6	3/NA
5,000 - 9,999	4/5	6/7	6/7	4/NA
10,000 - 25,000	6/7	6/8	6/8	6/NA

- Custom color approval samples are available upon request - Service Level 2 weeks.
- Custom colors - Service Level begins after receipt of color approval.

**Sizes:**

- Metric sizes - add \$400.00 (list) set-up charge.

**Pricing:**

- Other Colors - For orders 25,000 sq. ft. and greater consult CMC for price and availability.
- Custom Colors - Pricing may vary depending on product and size of order - consult CMC.
- Anodized Finishes - Unassembled components include strippable protective film.

**Estimator Guide**


Unassembled Panel Component Requirements

Cell Size	Panel Size	Panel Pieces (Per Sq. Ft.)	Pieces Per Panel			
			2' Top Blade	2' Bottom Blade	4' Top Blade	4' Bottom Blade
3" x 3"	2' x 2'	0.25	7	7	–	–
3" x 6"	2' x 2'	0.25	3	7	–	–
3" x 12"	2' x 4'	0.125	3	–	–	7
4" x 4"	2' x 2'	0.25	5	5	–	–
4" x 4"	2' x 4'	0.125	11	–	–	5
4" x 8"	2' x 2'	0.25	5	2	–	–
4" x 12"	2' x 4'	0.125	3	–	–	5
6" x 6"	2' x 2'	0.25	3	3	–	–
6" x 6"	2' x 4'	0.125	7	–	–	3
6" x 12"	2' x 4'	0.125	3	–	–	3
8" x 8"	2' x 2'	0.25	2	2	–	–
8" x 8"	2' x 4'	0.125	5	–	–	2
12" x 12"	4' x 4'	0.0625	–	–	3	3

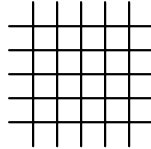
Suspension and Web Cover Component Requirements (LF per Sq. Ft.)

Panel Size	12' Main Tee	4' Cross Tee	2' Cross Tee	2' Web Cover (without hole)	2' Web Cover (with hole)	4' Web Cover (without hole)	4' Web Cover (with hole)
2' x 2'	0.25	0.50	0.25	0.438	0.063	–	–
2' x 4'	0.25	0.50	–	0.063	0.063	0.125	–
4' x 4'	0.25	0.25	–	–	–	0.063	0.063

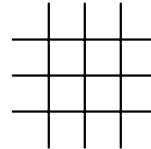
**Standard Panel Configurations**



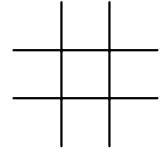
2' x 2' Panel  
3" x 3" Cells



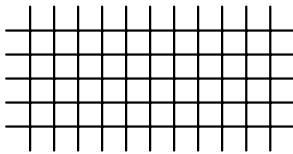
2' x 2' Panel  
4" x 4" Cells



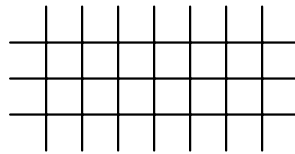
2' x 2' Panel  
6" x 6" Cells



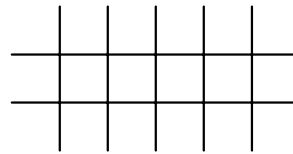
2' x 2' Panel  
8" x 8" Cells




2' x 4' Panel  
4" x 4" Cells



2' x 4' Panel  
6" x 6" Cells



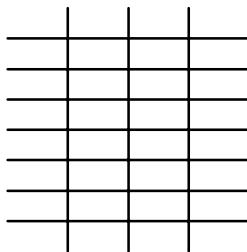
2' x 4' Panel  
8" x 8" Cells



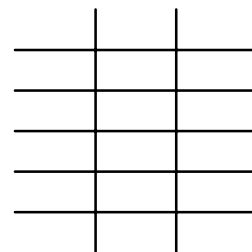
4' x 4' Panel  
12" x 12" Cells



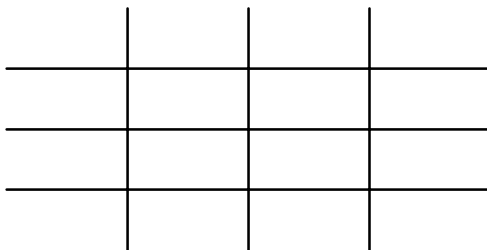
**Special Panel Configurations**



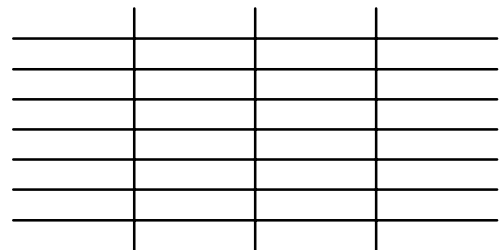
2' x 2' Panel  
3" x 6" Cells



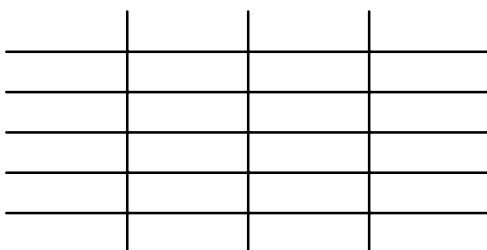
2' x 2' Panel  
4" x 8" Cells



2' x 4' Panel  
6" x 12" Cells



2' x 4' Panel  
3" x 12" Cells



2' x 4' Panel  
4" x 12" Cells





**Assembled Panel Pricing**

Product Number	Cell Size	Panel Size	Finish	Blade Height	Blade Face	Packaging		Service Level	
						Sq. Ft.	Pieces		Weight
<b>Painted Assembled* Panels – 0.010" Galvanized Steel</b>									
36.22.003.xxx	3" x 3"	2' x 2'	01, 08, 44**	2"	9/16"	40	10	31	3
36.22.003.xxx	3" x 3"	2' x 2'	Premium/Other	2"	9/16"	40	10	31	4
36.22.036.xxx	3" x 6"	2' x 2'	01, 08, 44**	2"	9/16"	40	10	30	4
36.22.036.xxx	3" x 6"	2' x 2'	Premium/Other	2"	9/16"	40	10	30	6
36.24.312.xxx	3" x 12"	2' x 4'	01, 08, 44**	2"	9/16"	40	5	25	4
36.24.312.xxx	3" x 12"	2' x 4'	Premium/Other	2"	9/16"	40	5	25	6
36.24.004.xxx	4" x 4"	2' x 2'	01, 08, 44**	2"	9/16"	40	10	30	3
36.24.004.xxx	4" x 4"	2' x 4'	01, 08, 44**	2"	9/16"	40	5	30	3
36.22.004.xxx	4" x 4"	2' x 2'	Premium/Other	2"	9/16"	40	10	30	4
36.24.004.xxx	4" x 4"	2' x 4'	Premium/Other	2"	9/16"	40	5	30	4
36.22.048.xxx	4" x 8"	2' x 2'	01, 08, 44**	2"	9/16"	40	10	24	4
36.22.048.xxx	4" x 8"	2' x 2'	Premium/Other	2"	9/16"	40	10	24	6
36.24.412.xxx	4" x 12"	2' x 4'	01, 08, 44**	2"	9/16"	40	5	20	4
36.24.412.xxx	4" x 12"	2' x 4'	Premium/Other	2"	9/16"	40	5	20	6
36.22.006.xxx	6" x 6"	2' x 2'	01, 08, 44**	2"	9/16"	40	10	20	3
36.24.006.xxx	6" x 6"	2' x 4'	01, 08, 44**	2"	9/16"	40	5	20	3
36.22.006.xxx	6" x 6"	2' x 2'	Premium/Other	2"	9/16"	40	10	20	4
36.24.006.xxx	6" x 6"	2' x 4'	Premium/Other	2"	9/16"	40	5	20	4
36.24.612.xxx	6" x 12"	2' x 4'	01, 08, 44**	2"	9/16"	40	5	15	4
36.24.612.xxx	6" x 12"	2' x 4'	Premium/Other	2"	9/16"	40	5	15	6
36.22.008.xxx	8" x 8"	2' x 2'	01, 08, 44**	2"	9/16"	40	10	15	3
36.24.008.xxx	8" x 8"	2' x 4'	01, 08, 44**	2"	9/16"	40	5	15	3
36.22.008.xxx	8" x 8"	2' x 4'	Premium/Other	2"	9/16"	40	10	15	4
36.24.008.xxx	8" x 8"	2' x 4'	Premium/Other	2"	9/16"	40	5	15	4
36.44.012.xxx	12" x 12"	4' x 4'	01, 08, 44**	2"	9/16"	80	5	20	3
36.44.012.xxx	12" x 12"	4' x 4'	Premium/Other	2"	9/16"	80	5	20	4

\* Does not include grid, web covers or wall molding.

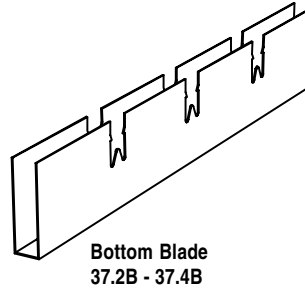
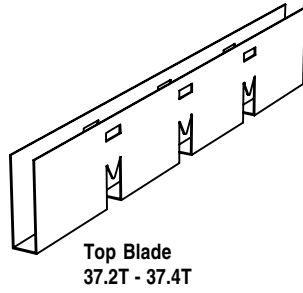
\*\* 01 White, 08 Black, 44 Satin Silver Metallic.

**Assembled Panel Pricing**

Product Number	Cell Size	Panel Size	Finish	Blade Height	Blade Face	Packaging		Service Level	
						Sq. Ft.	Pieces		Weight
<b>Reflective Assembled* Panels – 0.024" Aluminum</b>									
46.22.003.371	3" x 3"	2' x 2'	371**	2"	9/16"	40	10	29	4
46.22.003.xxx	3" x 3"	2' x 2'	Anodized	2"	9/16"	40	10	29	4
46.22.036.371	3" x 6"	2' x 2'	371**	2"	9/16"	40	10	22	6
46.22.036.xxx	3" x 6"	2' x 2'	Anodized	2"	9/16"	40	10	22	6
46.24.312.371	3" x 12"	2' x 4'	371**	2"	9/16"	40	5	19	6
46.24.312.xxx	3" x 12"	2' x 4'	Anodized	2"	9/16"	40	5	19	6
46.22.004.371	4" x 4"	2' x 2'	371**	2"	9/16"	40	10	22	4
46.24.004.371	4" x 4"	2' x 4'	371**	2"	9/16"	40	5	22	4
46.24.004.xxx	4" x 4"	2' x 2'	Anodized	2"	9/16"	40	10	22	4
46.24.004.xxx	4" x 4"	2' x 4'	Anodized	2"	9/16"	40	5	22	4
46.22.048.371	4" x 8"	2' x 2'	371**	2"	9/16"	40	10	15	6
46.22.048.xxx	4" x 8"	2' x 2'	Anodized	2"	9/16"	40	10	15	6
46.24.412.371	4" x 12"	2' x 4'	371**	2"	9/16"	40	5	13	6
46.24.412.xxx	4" x 12"	2' x 4'	Anodized	2"	9/16"	40	5	13	6
46.22.006.371	6" x 6"	2' x 2'	371**	2"	9/16"	40	10	13	4
46.24.006.371	6" x 6"	2' x 4'	371**	2"	9/16"	40	5	13	4
46.24.006.xxx	6" x 6"	2' x 4'	Anodized	2"	9/16"	40	10	13	4
46.24.006.xxx	6" x 6"	2' x 4'	Anodized	2"	9/16"	40	5	13	4
46.24.612.371	6" x 12"	2' x 4'	371**	2"	9/16"	40	5	8	6
46.24.612.xxx	6" x 12"	2' x 4'	Anodized	2"	9/16"	40	5	8	6
46.22.008.371	8" x 8"	2' x 2'	371**	2"	9/16"	40	10	8	4
46.24.008.371	8" x 8"	2' x 4'	371**	2"	9/16"	40	5	8	4
46.22.008.xxx	8" x 8"	2' x 2'	Anodized	2"	9/16"	40	10	8	4
46.24.008.xxx	8" x 8"	2' x 4'	Anodized	2"	9/16"	40	5	8	4
46.44.012.371	12" x 12"	4' x 4'	371**	2"	9/16"	80	5	13	4
46.44.012.xxx	12" x 12"	4' x 4'	Anodized	2"	9/16"	80	5	13	4

\* Does not include grid, web covers or wall molding.

\*\* 371 Preferred Lacquer Mill.



Product Number	Cell Size	Panel Size	Finish	Blade Face	Packaging		Service Level
					Pieces	Weight	

**Unassembled Panel Component Pricing**

**Painted Blades for Unassembled Panels – 0.010" Galvanized Steel**

**Top Blades – 2' Length**

37.2T.003.xxx	3"	2' x 2'	01 White, 08 Black, 44 Satin Silver	9/16"	80	24	2
37.2T.003.xxx	3"	2' x 2'	Premium/Other Painted Color	9/16"	80	24	3
37.2T.004.xxx	4"	2' x 2'/2' x 4'	01 White, 08 Black, 44 Satin Silver	9/16"	80	24	2
37.2T.004.xxx	4"	2' x 2'/2' x 4'	Premium/Other Painted Color	9/16"	80	24	3
37.2T.006.xxx	6"	2' x 2'/2' x 4'	01 White, 08 Black, 44 Satin Silver	9/16"	80	24	2
37.2T.006.xxx	6"	2' x 2'/2' x 4'	Premium/Other Painted Color	9/16"	80	24	3
37.2T.008.xxx	8"	2' x 2'/2' x 4'	01 White, 08 Black, 44 Satin Silver	9/16"	80	24	2
37.2T.008.xxx	8"	2' x 2'/2' x 4'	Premium/Other Painted Color	9/16"	80	24	3

**Top Blades – 4' Length**

37.4T.012.xxx	12"	4' x 4'	01 White, 08 Black, 44 Satin Silver	9/16"	40	24	2
37.4T.012.xxx	12"	4' x 4'	Premium/Other Painted Color	9/16"	40	24	3

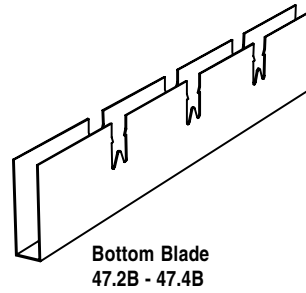
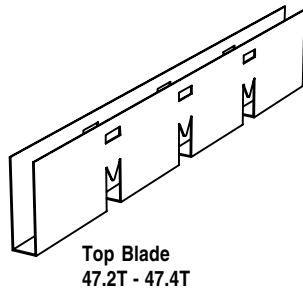
**Bottom Blades – 2' Length**

37.2B.003.xxx	3"	2' x 2'	01 White, 08 Black, 44 Satin Silver	9/16"	80	24	2
37.2B.003.xxx	3"	2' x 2'	Premium/Other Painted Color	9/16"	80	24	3
37.2B.004.xxx	4"	2' x 2'	01 White, 08 Black, 44 Satin Silver	9/16"	80	24	2
37.2B.004.xxx	4"	2' x 2'	Premium/Other Painted Color	9/16"	80	24	3
37.2B.006.xxx	6"	2' x 2'	01 White, 08 Black, 44 Satin Silver	9/16"	80	24	2
37.2B.006.xxx	6"	2' x 2'	Premium/Other Painted Color	9/16"	80	24	3
37.2B.008.xxx	8"	2' x 2'	01 White, 08 Black, 44 Satin Silver	9/16"	80	24	2
37.2B.008.xxx	8"	2' x 2'	Premium/Other Painted Color	9/16"	80	24	3

**Bottom Blades – 4' Length**

37.4B.004.xxx	4"	2' x 4'	01 White, 08 Black, 44 Satin Silver	9/16"	40	24	2
37.4B.004.xxx	4"	2' x 4'	Premium/Other Painted Color	9/16"	40	24	3
37.4B.006.xxx	6"	2' x 4'	01 White, 08 Black, 44 Satin Silver	9/16"	40	24	2
37.4B.006.xxx	6"	2' x 4'	Premium/Other Painted Color	9/16"	40	24	3
37.4B.008.xxx	8"	2' x 4'	01 White, 08 Black, 44 Satin Silver	9/16"	40	24	2
37.4B.008.xxx	8"	2' x 4'	Premium/Other Painted Color	9/16"	40	24	3
37.4B.012.xxx	12"	4' x 4'	01 White, 08 Black, 44 Satin Silver	9/16"	40	24	2
37.4B.012.xxx	12"	4' x 4'	Premium/Other Painted Color	9/16"	40	24	3

Magna T-Cell™ Unassembled Panels



Product Number	Cell Size	Panel Size	Finish	Blade Face	Packaging		Service Level
					Pieces	Weight	

**Unassembled Panel Component Pricing**

**Reflective Blades for Unassembled Panels – 0.024" Aluminum**

**Top Blades – 2' Length**

47.2T.003.371	3"	2' x 2'	371 Preferred Lacquer Mill	9/16"	80	8	3
47.2T.003.xxx	3"	2' x 2'	Anodized	9/16"	80	8	3
47.2T.004.371	4"	2' x 2'1/2' x 4'	371 Preferred Lacquer Mill	9/16"	80	8	3
47.2T.004.xxx	4"	2' x 2'1/2' x 4'	Anodized	9/16"	80	8	3
47.2T.006.371	6"	2' x 2'1/2' x 4'	371 Preferred Lacquer Mill	9/16"	80	8	3
47.2T.006.xxx	6"	2' x 2'1/2' x 4'	Anodized	9/16"	80	8	3
47.2T.008.371	8"	2' x 2'1/2' x 4'	371 Preferred Lacquer Mill	9/16"	80	8	3
47.2T.008.xxx	8"	2' x 2'1/2' x 4'	Anodized	9/16"	80	8	3

**Top Blades – 4' Length**

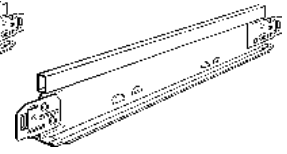
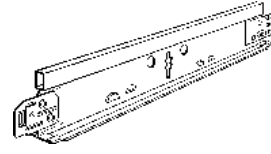
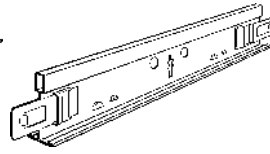
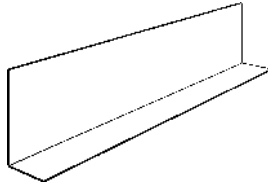
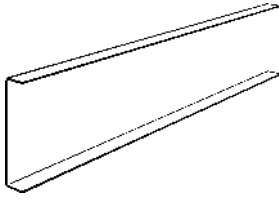
47.4T.012.371	12"	4' x 4'	371 Preferred Lacquer Mill	9/16"	40	8	3
47.4T.012.xxx	12"	4' x 4'	Anodized	9/16"	40	8	3

**Bottom Blades – 2' Length**

47.2B.003.371	3"	2' x 2'	371 Preferred Lacquer Mill	9/16"	80	8	3
47.2B.003.xxx	3"	2' x 2'	Anodized	9/16"	80	8	3
47.2B.004.371	4"	2' x 2'	371 Preferred Lacquer Mill	9/16"	80	8	3
47.2B.004.xxx	4"	2' x 2'	Anodized	9/16"	80	8	3
47.2B.006.371	6"	2' x 2'	371 Preferred Lacquer Mill	9/16"	80	8	3
47.2B.006.xxx	6"	2' x 2'	Anodized	9/16"	80	8	3
47.2B.008.371	8"	2' x 2'	371 Preferred Lacquer Mill	9/16"	80	8	3
47.2B.008.xxx	8"	2' x 2'	Anodized	9/16"	80	8	3

**Bottom Blades – 4' Length**

47.4B.004.371	4"	2' x 4'	371 Preferred Lacquer Mill	9/16"	40	8	3
47.4B.004.xxx	4"	2' x 4'	Anodized	9/16"	40	8	3
47.4B.006.371	6"	2' x 4'	371 Preferred Lacquer Mill	9/16"	40	8	3
47.4B.006.xxx	6"	2' x 4'	Anodized	9/16"	40	8	3
47.4B.008.371	8"	2' x 4'	371 Preferred Lacquer Mill	9/16"	40	8	3
47.4B.008.xxx	8"	2' x 4'	Anodized	9/16"	40	8	3
47.4B.012.371	12"	4' x 4'	371 Preferred Lacquer Mill	9/16"	40	8	3
47.4B.012.xxx	12"	4' x 4'	Anodized	9/16"	40	8	3



**Edge Cap**  
36.10.916  
46.10.916

**Wall Angle**  
C3209  
36.10.200

**Main Tee**  
10.04.000.CH  
10.04.000.CH

**Cross Tee**  
10.04.014.CH  
10.04.014.CH

**Cross Tee**  
10.04.022.CH  
10.04.022.CH

Product Number	Dimensions			Colors	Weight Per Piece	Service Level
	Length	Height	Face			

**Edge Cap – Finish Both Sides\* for Free-Floating Applications**

Product Number	Length	Height	Face	Colors	Weight Per Piece	Service Level
36.10.916.xxx	10'	2 1/16"	9/16" x 3/8"	01 White/08 Black/44 Satin Silver Metallic	2	2
36.10.916.xxx	10'	2 1/16"	9/16" x 3/8"	Premium/Other Painted Colors	2	2
46.10.916.xxx	10'	2 1/16"	9/16" x 3/8"	Reflective/Anodized*	2	3

\* Reflective colors finished on one side only.

Product Number	Dimensions			Colors	Weight Per Piece	Service Level
	Length	Height	Face			

**Wall Angle – Painted Both Sides**

Product Number	Length	Height	Face	Colors	Weight Per Piece	Service Level
36.10.200.xxx	10'	2"	1"	01 White/08 Black/44 Satin Silver Metallic	2	2
36.10.200.xxx	10'	2"	1"	Premium/Other Painted Colors	2	3
C3209.xxx	10'	2"	1"	Reflective/Anodized*	2	2

\* Reflective and Anodized finishes on one side only.

Product Number	Dimensions			Colors	Weight Per Piece	Service Level
	Length	Height	Face			

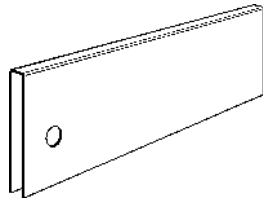
**9/16" Grid**

**Main Tee (Intermediate Duty)**

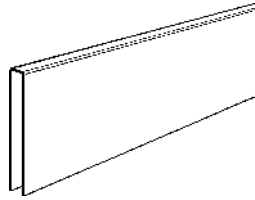
Product Number	Length	Height	Face	Colors	Weight Per Piece	Service Level
10.04.000.xxxCH	12'	1 1/2"	9/16"	01 White/08 Black/44 Satin Silver Metallic	3	1
10.04.000.xxxCH	12'	1 1/2"	9/16"	Premium/Other Painted Colors	3	3
10.04.000.xxxCH	12'	1 1/2"	9/16"	Reflective/Anodized	3	2

**Cross Tees – Stab-in**

Product Number	Length	Height	Face	Colors	Weight Per Piece	Service Level
10.04.014.xxxCH	4'	1 1/2"	9/16"	01 White/08 Black/44 Satin Silver Metallic	1	1
10.04.014.xxxCH	4'	1 1/2"	9/16"	Premium/Other Painted Colors	1	3
10.04.014.xxxCH	4'	1 1/2"	9/16"	Reflective/Anodized	1	2
10.04.022.xxxCH	2'	1 1/2"	9/16"	01 White/08 Black/44 Satin Silver Metallic	0.5	1
10.04.022.xxxCH	2'	1 1/2"	9/16"	Premium/Other Painted Colors	0.5	3
10.04.022.xxxCH	2'	1 1/2"	9/16"	Reflective/Anodized	0.5	2



**Web Cover**  
38.40.907-38.40.909-  
48.40.907-48.40.909



**Web Cover**  
38.40.908-38.40.910  
48.40.908-48.40.910

**Infill Panel**  
38.06

Product Number	Length	Description	Finish	Per Carton		Service Level
				Piece	Weight	

**Painted Web Covers – 0.010" Galvanized Steel**

38.40.907.xxx	2'	With hanger holes	01 White/08 Black/44 Satin Silver Metallic	50	15	2
38.40.907.xxx	2'	With hanger holes	Premium/Other Painted Color	50	15	3
38.40.908.xxx	2'	Without hanger holes	01 White/08 Black/44 Satin Silver Metallic	50	15	2
38.40.908.xxx	2'	Without hanger holes	Premium/Other Painted Color	50	15	3
38.40.909.xxx	4'	With hanger holes	01 White/08 Black/44 Satin Silver Metallic	25	15	2
38.40.909.xxx	4'	With hanger holes	Premium/Other Painted Color	25	15	3
38.40.910.xxx	4'	Without hanger holes	01 White/08 Black/44 Satin Silver Metallic	25	15	2
38.40.910.xxx	4'	Without hanger holes	Premium/Other Painted Color	25	15	3

**Reflective Web Covers – 0.012" Aluminum**

48.40.907.xxx	2'	With hanger holes	371 Preferred Lacquer Mill	50	5	3
48.40.907.xxx	2'	With hanger holes	Anodized	50	5	3
48.40.908.xxx	2'	Without hanger holes	371 Preferred Lacquer Mill	50	5	3
48.40.908.xxx	2'	Without hanger holes	Anodized	50	5	3
48.40.909.xxx	4'	With hanger holes	371 Preferred Lacquer Mill	25	5	3
48.40.909.xxx	4'	With hanger holes	Anodized	25	5	3
48.40.910.xxx	4'	Without hanger holes	371 Preferred Lacquer Mill	25	5	3
48.40.910.xxx	4'	Without hanger holes	Anodized	25	5	3

Product Number	Description	Feet	Packaging Pieces	Weight	Service Level
----------------	-------------	------	------------------	--------	---------------

**Hanger Wire**

96CTL144	12', bundled	–	–	50	0
----------	--------------	---	---	----	---

Product Number	Cell Size	Height	Maximum Hole Size	Packaging Pieces	Weight	Service Level
----------------	-----------	--------	-------------------	------------------	--------	---------------

**Infill Panels with Cutouts - Flush Fit\***

38.06.003.xxx	3" x 3"	2"	2.125"	10	2	4
38.06.004.xxx	4" x 4"	2"	3.125"	10	2	4
38.06.006.xxx	6" x 6"	2"	5.125"	10	3	4
38.06.008.xxx	8" x 8"	2"	7.125"	10	3	4
38.06.012.xxx	12" x 12"	2"	11.12"	10	4	4

\* Hole size and type (round or square) to be specified at time of order.

# General Conditions of Sale

## Order Acceptance

Whenever used herein, "Seller" shall refer to Chicago Metallic Corporation and "Purchaser" shall refer to the party ordering or purchasing products ("Products") from Seller.

Seller's price list does not constitute an offer to sell Products listed therein, but is simply provided as a convenience to prospective Purchasers.

Purchaser's order to Seller shall constitute an offer to Seller to purchase Products which offer Seller may accept at its sole discretion. Acceptance shall be by a writing containing these General Conditions of Sale ("Conditions"). Acceptance of Purchaser's order or any part of it by Seller is expressly made conditional on Purchaser's assent to these Conditions. Purchaser may vary these Conditions only with the written consent of Seller. Acceptance of Products by Purchaser or failure of Purchaser to object in writing to these Conditions within ten (10) days following delivery of Products to Purchaser shall constitute Purchaser's assent to these Conditions.

## Shipment and Delivery

Seller shall deliver Product F.O.B. place of shipment. Risk of loss to Product shall pass to Purchaser upon delivery to carrier at such place of shipment. Carrier acts as Purchaser's agent. Products shall be shipped as soon as practical, or as requested by Purchaser after order acceptance by Seller. However, delivery dates shall not be of the essence, but shall be regarded as Seller's best approximation of such delivery dates.

## Prices of Freight Costs

Unless otherwise indicated, prices shown on Seller's price list are for less than truckload quantities. The minimum truckload quantity is 24,000 pounds. Prices are subject to change without notice and are based on full carton quantities. Prices shall be those in effect at time of shipment of Products.

Seller shall grant Purchaser a freight allowance on all orders of 12,000 pounds or more for a single shipment to a single destination. The allowance shall be based on the lowest rates currently in effect from actual shipping point to destination point or nearest port of export. In no event shall the allowance be greater than the actual freight cost of a specific shipment. Purchaser's request for costlier means of shipment will be honored, but Purchaser shall be liable to Seller for the additional freight expense. Purchaser "will-call" orders at Seller's plant warehouse shall not be entitled to allowance.

All taxes, tariffs, duties or similar charges paid by Seller imposed or levied by any governmental authority in connection with the purchase, shipment, import or export of Products purchased or in connection with the procuring of materials used therein may at Seller's sole option be added to the price of Products so affected. Additional shipping charges for Products paid by Seller such as destination, storage, labor and redelivery and special or extra expenses for handling air freight, bus or other shipments may also, at Seller's sole option, be added to the price of such Products.

## Payment

Payment for all Products shall be net cash due and payable in U.S. dollars within thirty (30) days following receipt by Purchaser of shipping documents for such Products by check or bank transfer to a bank account to be designated by Seller. If accounts are paid within ten (10) days following receipt by Purchaser of the corresponding shipping documents, Purchaser shall be entitled to a one percent (1%) discount from the price of Products only.

If, in Seller's sole opinion, the financial condition of the Purchaser so warrants, Seller may require advance payments or satisfactory security. In the event that the Purchaser fails to make such advance payments or furnish such security upon Seller's request, delivery of Products may be suspended without further Seller obligation.

Seller may, at Seller's sole option, require payment by means of an irrevocable letter of credit opened and confirmed by a bank or banks acceptable to Seller and upon terms and conditions acceptable to Seller.

## Limited Warranty

Seller warrants to Purchaser that Products will substantially conform in quantity and quality to Purchaser's order, as accepted by Seller, provided, however, that (1) Products are inspected by Purchaser upon arrival at place of destination and any and all nonconformities are noted on the bill of lading and all other delivery documents and are attested to in writing by carrier's representative (2) Purchaser furnishes Seller with written notice of such non-conformities within fifteen (15) days following arrival of non-conforming Products at the place of destination, (3) Purchaser holds nonconforming Products for Seller's inspection (4) non-conformities occurred prior to delivery by

Seller of Products F.O.B. place of shipment, and (5) Purchaser does not alter, repair, use or attempt to alter or repair any non-conforming Products. This limited warranty is Seller's only and exclusive express warranty to Purchaser. Seller disclaims any and all implied warranties including without limitation any implied warranty of merchantability or fitness for a particular purpose.

Purchaser's sole and exclusive remedy against Seller shall be the replacement F.O.B. its plant or site, at Seller's option, of any Products which do not conform to Seller's limited warranty hereunder. No other remedy (including, without limitation, incidental or consequential damages for lost profits, lost sales, injury to persons or property or any other incidental or consequential loss) shall be available to Purchaser.

Purchaser agrees to include in all contracts between Purchaser and subsequent owners or users of Products, and to bring to the attention of all Purchaser's customers of Products, the following warranty disclaimer: Chicago Metallic Corporation disclaims any and all warranties expressed or implied, including, without limitation, any implied warranty of merchantability or fitness for a particular purpose. Purchaser shall be excluded on behalf of Seller all remedies for damage or injury to Products persons or property. In the event that Purchaser fails to comply with the foregoing obligations, Purchaser shall indemnify Seller for any liability resulting from such non-compliance and shall otherwise hold Seller harmless.

## Returns

In order to return any Products to Seller, Purchaser must first obtain prior authorization for products eligible for return, and receive a Return Goods Authorization number from Seller's home office. All authorized returns are subject to a 20% restocking charge. Seller will only issue credit for Service Level "0" material received at the designated company facility with the Return Goods Authorization appearing on the material, and after being inspected and determined by Seller to be in resalable condition. Purchaser is solely responsible for arranging and prepaying for all return freight. Seller will not be responsible for any damage in transit on material returned at customer's request, and will not file freight claims on such damaged material. When these terms are met, seller will issue appropriate material credit less the restocking charge.

## Default, Termination and Suspension of Delivery

Seller reserves the right, among other remedies, either to cancel Purchaser's order or suspend further deliveries of Products thereunder in the event that (1) Purchaser fails to pay for any one shipment of Products when payment for such shipment becomes due; (2) Purchaser fails to make any advance payments or satisfactory security demanded by Seller pursuant to paragraph two of PAYMENTS section above; or (3) Purchaser fails or refuses to accept any delivery of Products ordered from Seller.

Delivery of Products may be suspended in whole or in part in case of any event beyond Seller's control, including, but not limited to, explosion, fire, shortage of fuel, power or raw materials flood strike lockout, injunction, riot, insurrection, war, national emergency, government act, or act of God.

## Miscellaneous

No failure or delay on the part of Seller in exercising any right, power or privilege hereunder shall operate as a waiver thereof or of any other right, power or privilege hereunder nor shall any single or partial exercise of any such right power or privilege preclude any other right, power or privilege. The rights or remedies of Seller hereunder are cumulative and not exclusive of any rights or remedies which it may otherwise have.

The parties hereto may correct stenographic and clerical errors without liability.

Purchaser may not assign the order without the express written consent of Seller.

All notices to be given hereunder by either party to the other party shall be dispatched by certified or registered mail return receipt requested addressed to the last known post office address of such other party. Any such notice shall be deemed received within five (5) days following any such dispatch if mailed from within the United States of America and ten (10) days if mailed from outside the United States of America. Either party may change its address by notice to the other party.

These Conditions shall be governed by and interpreted in accordance with the laws of the State of Illinois, United States of America, and all disputes hereunder that cannot be amicably resolved by the parties thereto must be settled in a court of competent jurisdiction within the State of Illinois, United States of America.

The provisions of these Conditions shall be severable one from the other so that should any provision be held legally unenforceable by a court of competent jurisdiction, the remaining provisions shall remain in effect.



Ceiling Systems and Specialty Products - USA and Canada: 800.323.7164 / Fax: 800.222.3744 / [chicagometallic.com](http://chicagometallic.com)

CHICAGO / BALTIMORE / LOS ANGELES / BELGIUM / DENMARK / UK / GERMANY / FRANCE / HONG KONG / PRC / MALAYSIA / UNITED ARAB EMIRATES / MEXICO

Chicago Metallic, its logo, Planar, PlanarPlus and PlanarMacro are Registered Trademarks of Chicago Metallic Corporation. BeamGrid, CubeGrid, CurvGrid, CurvTrim, Infinity, Intaline, Magna T-Cell, MacroPlus, Metaline, MetalWood, Monarch, Planostile, QuickPan, Securline, Traditions and Acoutex are trademarks of Chicago Metallic Corporation.

© 2007 Chicago Metallic Corporation All Rights Reserved M-PG-060407 Printed in USA

Literature Disclaimer: Presentations in this brochure or any other Chicago Metallic Corporation publication are correct to the best of our knowledge at time of preparation. We provide this information in an advisory capacity only. Any advisory recommendations given in our publications **must be modified to conform with local codes, conditions and specifications**. We reserve all rights to amend any information published in our literature without additional notice. **Chicago Metallic can not be held responsible or liable for the selection nor application of our products.**