

Specialty Products / Parts List

EFFECTIVE: 06.01.04 (supercedes 04.01.04)



Chicago Metallic[®]
CEILING SYSTEMS & SPECIALTY PRODUCTS

Table of Contents

3	Notes	61	Magna T-Cell™
3	Service Levels	62	Assembled Panels Lay-Out
4	Freight	63	Panels
7	Buyers' Responsibilities	65	Suspension
		67	Accessories
09	Index	69	Metaline™
09	Products	70	Lock-down Panels
12	Product Cross Reference	72	Suspension
		73	Accessories
15	Colors	75	Monarch™
15	Reference Guide	76	GRG
17	Listing		
18	Service Levels	77	Planar® PlanarPlus®
25	Pallets		PlanarMacro® MacroPlus™
25	Panel Palletization	78	Panels - Planar/PlanarPlus
27	BeamGrid™	82	Panels - PlanarMacro
28	1" Beams	84	Panels - MacroPlus
29	2", 3" Beams	85	Filler Strips
30	4" Beams	86	Splices / End Plugs
31	CubeGrid™	88	Suspension
32	15/16" / 360° Painted Components	89	Accessories
		90	Perimeter Treatments
35	CurvGrid™	91	Light Fixtures
36	Estimating Guide	92	Air Distribution
37	Suspension	93	Planostile™
38	Panel Perforations	94	Panel Perforations
39	Flexible Panels	96	Lay-in Panels
42	Accessories	101	Lay-in Suspension
		102	Lay-in Accessories
45	EuroClean™	104	Snap-in Panels
46	Sealed Edges / Glass Fiber	106	Snap-in Suspension
		107	Snap-in Accessories
47	EuroClean™ PVF	109	Securline™
48	PVF Film / Glass Fiber	110	Ceiling / Wall Panels
49	EuroFoam™	111	Wall / Midspan Support Channels
50	Acoustical Melamine Foam	112	Accessories
51	Eurostone™	113	Traditions™
52	Perlite	115	Estimating Guide
53	Infinity™	116	Lay-in / Snap-in Panels
54	Quick Ship Program	117	Lay-in Suspension
56	Engineered	118	Lay-in Accessories
		119	Nail-up Panels
57	Intaline™	120	Cornices
58	Baffles and Accessories	123	Nail-up Accessories
60	Suspension	124	General Conditions of Sale

Service Levels represents the approximate time in weeks for an order to be ready to ship from the manufacturing plant. Add 2 weeks to all Service Levels for CM transfer truck to Baltimore or Los Angeles Service Centers.

- Service Level begins when the following criteria are met – Receipt of acceptable Purchase Order, Credit Approval, Drawing Approval, Color Approval.

Service Levels	Production Lead Time
0	Stock item available for immediate shipment
1	Available to ship within 1 week of order acceptance
2	Available to ship within 2 weeks of order acceptance
3	Available to ship within 3 weeks of order acceptance
4	Available to ship within 4 weeks of order acceptance
5	Available to ship within 5 weeks of order acceptance
6	Available to ship within 6 weeks of order acceptance
??	Contact Chicago Metallic for current lead time

1. The Service Level of an order will be based on the longest lead time item.
2. Lead times may vary from the Service Levels listed due to demand.
3. Some items may have order size limitations tied to the Service Level. Please check the Product Notes for each product line to determine the proper Service Level for your order.
4. Projects larger than the maximum size listed may be produced within published Service Levels.

Freight Policies

- All orders will be shipped F.O.B. manufacturing facility.

Shipment Size	Freight Terms and Conditions
0 lbs. - 4,999 lbs.	All orders for L.T.L. shipment will be shipped prepaid and charge on an approved carrier. Shipments will incur charges for freight, packaging and handling, with all charges being added to the invoice under "Shipping & Handling Charges".
5,000 lbs. - 11,999 lbs.	Freight paid with a \$100.00 stop off charge. Classified as a pool shipment combined with others to fill the truck.
12,000 lbs. - 23,999 lbs.	Freight paid by CM. Classified as a pool shipment and combined with others to fill the truck.
24,000 lbs. - 39,999 lbs.	Freight paid by CM. Classified as a truckload shipment, other stops may be added to fill the truck.
40,000 lbs. - 48,000 lbs.	Full truckload to a single destination.

1. Pool shipment of orders less than 24,000 pounds will be made within 2 weeks following the "available to ship date" of the material or shipped L.T.L. at CM expense.
2. At the customer's request, CM will ship orders less than 24,000 pounds via common carrier to a single destination. However, the customer is responsible for all freight charges on the shipment.

- Fuel surcharges may be passed through to the invoice.

Detention of Truckloads

All truckload shipments specify "free time" for unloading (generally 2 hours). Detention past this time may result in charges.

Re-routing of Truckloads

Re-routing of truckload shipments require authorization by CM. Any charges will be invoiced.

L.T.L., Air Freight, and UPS orders

All orders received by 11:00 a.m. C.S.T. for Service Level 0 items will be shipped the same business day. Orders received after 11:00 a.m. C.S.T. will be shipped the next business day.

L.T.L. Freight Collect Shipments

These orders will incur the following packaging and handling charges:

1. Products 4' in length and under - \$25.00.
2. Products over 4' up to and including 12' in length - \$75.00.
3. Products over 12' in length - \$150.00.
4. Over 20 cartons of any size - Special Quote.

Air Freight Shipments

All orders received for air freight shipments will be shipped at the customer's expense. The total charges for these shipments will be quoted on the day of shipment by Customer Service.

U.P.S. Shipments

All orders will be charged the actual rate based on the total weight of the shipment, including packaging.

"Will Call" Orders

Orders may be picked up at a CM facility, Monday through Friday, from 7:00 a.m. until 3:00 p.m. All "Will Calls" will be serviced on a first come, first served basis. It is necessary to schedule an appointment for "Will Call" orders 24 hrs in advance on all orders over 5,000 lbs. Please have your CM order confirmation number when picking up an order. CM will not honor claims for shortages or damages on "Will Call" shipments once the order has left the CM facility.

Freight Classifications

Freight Rates may be quoted by Customer Service.

Chicago Metallic will also ship L.T.L. orders on carriers specified by the customer. The following CM shipping locations and zip codes will be needed by your carrier to determine your freight charges.

		Chicago, IL 60638	Baltimore, MD 21075	Los Angeles, CA 90640	Brownsville, TX 78521	Cleveland, OH 44105	Coshocton, OH 43812	Gilroy, CA 95020	Milwaukee, WI 53221	Minneapolis, MN 55412	Montgomeryville, PA 18936	Moscow, TN 38057	Oceanside, NY 11572	Plymouth, WI 53073	Riverdale, MD 20737	Sun Prairie, WI 53590
Product Type	Freight Class															
Access Doors/GRG	70	■	■	■				■								
BeamGrid	70	■	■	■		■										
Ceiling Grid	50	■	■	■												
CubeGrid	70	■	■	■												
CurvGrid	70	■	■	■												
DynaGlass FRP	60	■	■	■								■				
DynaGlass FRP Grid	60	■	■	■												■
Endure/Endure Plus	60	■	■	■										■		
EuroClean/EuroClean PVF	60	■	■	■							■					
EuroFoam	60	■	■	■						■						
Eurostone	60	■	■	■	■											
Insulation Pads/Rolls	200	■	■	■												
Infinity	60	■	■	■												
Intaline	70	■	■	■												
Magna T-Cell (assem.)	150	■	■	■												
Magna T-Cell (unassem.)	70	■	■	■												
Monarch	60	■	■	■					■							
Metaline	60	■	■	■			■									
Planar/PlanarPlus	70	■	■	■												
PlanarMacro/MacroPlus	70	■	■	■												
Planostile	70	■	■	■												
Securline	60	■	■	■			■									
Soft Touch	200	■	■	■												
Traditions	55	■	■	■									■			
Trims & Reveals	60	■	■	■											■	

Notes

Index

Colors

Pallets

BeamGrid

CubeGrid

CurvGrid

EuroClean

Build-A-Truck

Build-A-Truck allows you to combine several different types of products on the same truck from the CM Service Centers in Chicago, Baltimore, and Los Angeles.

The following items are eligible for Build-A-Truck:

- All Ceiling Grid components including Drywall grid systems
- Access Doors
- BeamGrid
- Cornerbead
- CubeGrid
- CurvGrid
- DynaGlass
- Endure
- EuroClean/EuroClean PVF
- EuroFoam
- Eurostone
- Hanger Wire
- Infinity
- Intaline
- Magna T-Cell
- Metaline
- Planar/PlanarPlus
- PlanarMacro/MacroPlus
- Planostile
- Securline
- Soft Touch
- Traditions
- Trims & Reveals

Freight Guidelines For Ceiling Panels and Metal Ceilings

Please use the following chart to determine the appropriate freight to be applied to orders for Ceiling Panels and Specialty Ceiling Products

Product Name	Quantity	Build-A-Truck	Freight
BeamGrid	Any Quantity	Yes	No Charge on Build-A-Truck
DynaGlass	Any Quantity	Yes	No Charge on Build-A-Truck
Endure – Vinyl-Gypsum	Any Quantity	Yes	No Charge on Build-A-Truck
EuroClean	Any Quantity	Yes	No Charge on Build-A-Truck
EuroClean PVF	Any Quantity	Yes	No Charge on Build-A-Truck
EuroFoam	Any Quantity	Yes	No Charge on Build-A-Truck
Eurostone (Service Level “0”)	Any Quantity	Yes	No Charge on Build-A-Truck
Metaline	Any Quantity	Yes	No Charge on Build-A-Truck
Monarch	Any Quantity	Yes	No Charge on Build-A-Truck
Planar/PlanarPlus	Any Quantity	Yes	No Charge on Build-A-Truck
PlanarMacro/MacroPlus	Any Quantity	Yes	No Charge on Build-A-Truck
Planostile	Any Quantity	Yes	No Charge on Build-A-Truck
Securline	Any Quantity	Yes	No Charge on Build-A-Truck
Soft Touch – Fiberglass	Any Quantity	Yes	No Charge on Build-A-Truck
Trims & Reveals	Any Quantity	Yes	No Charge on Build-A-Truck

Installation Drawings

1. Service Level begins after receipt of shop drawing approval.
2. Installation drawing charges are quoted on a per request basis and are determined by the scope of the project.
3. Installation drawings are included on all Engineered Infinity projects and BeamGrid installations.
4. Installation drawings are not Engineered Shop Drawings, which require greater detail.

Color Samples

1. Custom color matching requires customer color sample or paint manufacturer and color number.
2. CM will provide color sample for approval upon request.
3. Service Level begins after receipt of color approval.

Pricing

Pricing reflects the colors listed by product, gauge and substrate.

Order Review

Customer Service direct: 1.888.991.7070.

Order Placement

Orders to be faxed to 1.888.329.2620.

Overruns

Orders differing from the products available in the Price List either by size, gauge, length, pattern or color are subject to a 10% overrun, shipments and invoice.

Responsibility

Report any material defect to CM prior to its installation. CM is not responsible for labor incurred or any costs associated with the installation of its products. See the CM Limited Warranty for all products in General Conditions of Sale (Back Cover).

The Buyer accepts responsibility and all related costs associated for installed materials. CM is not responsible for defects in the materials once the material has been installed.

Tolerances

Tolerances will be in accordance with CM's published standards which are in effect on the date of the order.

Returns and Restocking Charges

1. Only Service Level 0 items will be accepted for return.
2. Items must be in their original unopened packaging.
3. Items must have been purchased within 90 days of the request to return the material.
4. You must receive prior authorization and a Returned Goods Authorization number from CM in order to return the material.
5. Materials must be returned within 45 days of the issuance of the Returned Goods Authorization.
6. Freight will be at the Customer's expense.
7. A 20% restock fee will apply to all returns.
8. CM will inspect all returned materials, and only issue credit on those items received in resaleable condition.
9. CM will not be responsible for any damage that occurs to material in transit.

Cancellations

Cancellation of items with a Service Level greater than 0 may result in cancellation charges. Charges will be based on the value of materials and all costs incurred by CM at the time of cancellation.

Terms

1. 1% 10 days, Net 30 days.
2. A 1% per month storage charge will be applied on materials delayed from shipment at the Customer's request more than two weeks beyond the available date.

Notes: Trims & Reveals

Tolerance

10' length tolerance is $\pm 1/8"$.

Options

Standard finish: Etched primer.

- Options:
- Alodine chem film
 - Anodize
 - Fluoropolymer
 - Mill Finish
 - Polyurethane

Notes

Index

Colors

Pallets

BeamGrid

CubeGrid

CurvGrid

EuroClean

Product Index

Product Number	Page Number	Product Number	Page Number	Product Number	Page Number	Product Number	Page Number
AMA263X	105	01472IM01	55	39.26.241	29	46.22.004	65
AMA461X	105	01472Q01	54	39.26.251	29	46.22.006	65
AMA463X	105	01472S	56	39.26.262	29	46.22.008	65
AMA483X	105	01472TM01	55	39.26.272	30	46.24.004	65
AMC263X	98	01473C	56	39.26.282	28	46.24.006	65
AMC461X	98	01473IM01	55	39.26.401	28	46.24.008	65
AMC463X	98	01473Q01	54	39.26.421	28	46.44.012	65
AMC483X	98	01473S	56	39.26.441	29	47.2B.003	66
AME263X	100	01473TM01	55	39.26.451	29	47.2B.004	66
AME461X	100	01474IM01	55	39.26.462	29	47.2B.006	66
AME463X	100	01475C	56	39.26.472	30	47.2B.008	66
AME483X	100	01475IM01	55	39.26.482	28	47.4B.004	66
AMF263X	96	01475Q01	54	39.26.601	28	47.4B.006	66
AMF463X	96	01475S	56	39.26.605	28	47.4B.008	66
AMF483X	96	01475TM01	55	39.26.606	28	47.4B.012	66
C201J	32	10.00.250	101, 117	39.26.621	28	47.4T.012	66
C202J	32	10.00.260	101, 117	39.26.625	28	47.2T.003	66
C202K	33	10.00.826	106	39.26.626	28	47.2T.004	66
C211J	32	10.00.828	88, 106	39.26.641	29	47.2T.006	66
C211K	33	10.01.206	106	39.26.645	29	47.2T.008	66
C211M	33	10.01.209	101, 117	39.26.646	29	47.4B.004	66
C214J	32	10.01.210	106	39.26.651	29	47.4B.006	66
C214K	33	10.01.229	101, 106, 117	39.26.655	29	47.4B.008	66
C214M	33	10.01.409	102, 117	39.26.656	29	47.4B.012	66
C221J	32	10.04.000	67, 101	39.26.662	29	48.40.001	59
C3209	34, 43, 60, 67, 102, 117	10.04.014	67, 101	39.26.663	29	48.40.002	59
		10.04.022	67, 101	39.26.665	29	48.40.003	59
MA010.500	106	1474C	56	39.26.672	30	48.40.004	59
MA263X	104	1474S	56	39.26.675	30	48.40.004	59
MA461X	104	1474TM01	55	39.26.682	28	48.40.907	68
MA463X	104	1500	88	39.26.685	28	48.40.908	68
MA483X	104	1501	88	39.26.686	28	48.40.909	59, 68
MC263X	97	1503	88	39.26.700	28	48.40.910	59, 68
MC461X	97	38.06.003	68	39.26.720	28	48.50.004	58
MC463X	97	38.06.004	68	39.26.740	29	48.50.006	58
MC483X	97	38.06.006	68	39.26.750	29	48.50.008	58
ME263X	99	38.06.008	68	39.26.760	29	52.00.023	73, 112
ME461X	99	38.06.012	68	39.26.770	30	52.00.025	73, 112
ME463X	99	38.35.995	90	39.26.780	28	52.01.059	73
ME483X	99	384.00	42	39.26.901	28	52.01.061	73
MF283X	96	38.40.031	58	39.26.902	28	52.01.063	73
MF463X	96	38.40.051	58	39.26.903	29	52.01.064	73
MF483X	96	38.40.061	58	39.26.904	29	52.02.001	112
01470C	56	38.40.921	59	39.26.905	29	52.02.015	112
01470IM01	55	38.40.922	59	39.26.906	30	52.11.001	110
01470Q01	54	38.40.923	59	39.26.908	28	52.11.003	110
01470S	56	38.90.122	34, 43, 60, 67, 90, 102, 117	414	42, 55	52.12.001	110
01470TM01	55			417	42, 55	52.12.003	110
01471C	56	38.90.131	90	429	42, 55	52.12.056	111
01471IM01	55	38.93.122	90	430	42, 55	52.12.058	111
01471Q01	54	38.94.122	90	436	42	52.12.061	112
01471S	56	384.00.00	42	437	42	52.13.001	110
01471TM01	55	39.26.201	28	46.10.916	67	52.13.003	110
01472C	56	39.26.221	28	46.22.003	65	52.14.001	110

Notes

Index

Colors

Pallets

BeamGrid

CubeGrid

CurvGrid

EuroClean

Product Index

Product Number	Page Number	Product Number	Page Number	Product Number	Page Number	Product Number	Page Number
52.14.003	110	52.64.056	111	58.01.044	78	58.03.459	83
52.14.056	111	55.18.065	72	58.01.046	78	58.03.052	80
52.14.058	111	55.33	73	58.01.052	86	58.03.070	89
52.14.059	112	55.33.001	112	58.01.055	78	58.03.071	89
52.14.061	112	55.33.002	112	58.01.056	78	58.03.072	89
52.14.062	112	55.33.003	112	58.01.058	88	58.03.171	86
52.15.001	110	55.33.004	112	58.01.059	43, 103,	58.03.425	82
52.15.003	110	55.33.005	112		108, 118	58.03.445	82
52.16.001	110	55.33.006	112	58.01.060	89	58.03.449	82
52.16.003	110	55.33.007	112	58.01.061	116, 124	58.03.450	82
52.16.056	111	55.33.008	112	58.01.063	116, 124	58.03.451	84
52.16.061	112	55.33.009	112	58.01.064	51, 111,	58.03.455	83
52.18.058	111	55.39.001	72		116, 124	58.03.459	83
52.18.061	112	55.39.002	72	58.01.065	119	58.03.460	84
52.18.065	72	55.39.004	72	58.01.066	119	58.03.461	84
52.20.061	112	55.39.112	72	58.01.067	119	58.03.469	82
52.31.121	71	56.32.220	39	58.01.068	119	58.03.525	86
52.31.122	71	56.32.22P	40	58.01.069	119	58.03.530	86
52.31.141	71	56.32.22P8001	40	58.01.070	97	58.03.535	87
52.31.142	71	56.32.22P8002	40	58.01.072	92	58.03.625	86
52.31.221	71	56.32.22P8003	39	58.01.074	92	58.03.630	86
52.31.222	71	56.32.22P8004	39	58.01.076	92	58.03.635	87
52.31.241	71	56.32.22P8005	39	58.01.078	92	58.03.717	90
52.31.242	71	56.32.22P8006	39	58.01.102	89	58.04.044	78
52.32.221	71	56.32.22P8007	39	58.01.103	89, 103	58.04.065	78, 79
52.32.222	71	56.32.22P8008	39	58.01.104	89, 103	58.04.066	79
52.32.227	71	56.32.22P8009	40	58.01.105	89	58.04.070	80
52.32.228	71	56.32.22P8010	40	58.01.106	103, 108	58.04.075	80
52.35.121	70	56.32.22P8011	40	58.01.107	92, 103, 108	58.04.084	82
52.35.122	70	56.32.22P8012	40	58.01.108	92	58.04.094	82
52.35.123	70	56.32.22P8013	39	58.01.308	91	58.04.096	82
52.35.124	70	56.32.22P8014	39	58.01.309	91	58.04.098	83
52.35.141	70	56.32.22P8015	39	58.01.310	91	58.04.100	90
52.35.142	70	56.32.22P8016	39	58.01.311	91	58.04.200	90
52.35.143	70	56.32.22P8017	40	58.01.312	91	58.04.451	84
52.35.144	70	56.32.22P8018	40	58.01.313	91	58.04.460	84
52.35.221	70	56.32.22P8019	40	58.01.314	91	58.04.461	84
52.35.222	70	56.32.22P8020	40	58.01.316	91	58.06.637	73
52.35.223	70	56.32.22P8021	40	58.01.318	88	58.06.639	73
52.35.224	70	56.32.22P8022	40	58.01.319	88	60.00.008	107
52.35.241	70	56.32.22P8025	40	58.01.322	91	60.00.009	107
52.35.242	70	56.32.22P8026	40	58.01.330	91	60.00.010	102, 117
52.35.243	70	58.01.004	86	58.01.331	91	60.00.011	102, 117
52.35.244	70	58.01.005	88	58.01.332	91	60.00.012	102
52.36.221	70	58.01.007	88	58.01.333	91	60.00.013	102
52.36.222	70	58.01.008	88	58.01.335	91	60.00.014	102
52.36.223	70	58.01.009	85	58.01.340	91	60.00.015	102
52.36.224	70	58.01.011	85	58.01.341	91	60.00.020	73, 112
52.36.225	70	58.01.013	85	58.01.403	88	60.00.021	73, 103, 108
52.36.226	70	58.01.017	90	58.01.717	90	60.00.031	108
52.36.227	70	58.01.022	88	58.03.012	78, 79	60.00.032	108
52.36.228	70	58.01.027	88	58.03.015	78, 79	60.00.033	108
52.40.058	107	58.01.028	88	58.03.017	90	60.00.034	108
52.40.061	112	58.01.029	88	58.03.018	80	63.11.038	119

Product Index

Product Number	Page Number	Product Number	Page Number	Product Number	Page Number	Product Number	Page Number
63.12.036	119	63.40.041	122	8306	46, 48	8619	25, 52
63.12.037	119	63.40.050	121	8307	46, 48	8651	25, 52
63.22	116	63.40.060	121	8308	46, 48	8652	25, 52
63.24	116	63.40.062	121	8309	48	8656	25, 52
63.25	119	63.40.063	121	8310	46, 48	8665	25, 52
63.26	119	63.40.075	121	8400	25, 50	8667	25, 52
63.26.030	108	63.40.085	121	8401	25, 50	8669	25, 52
63.26.100	123	63.40.095	122	8402	25, 50	8886	42
63.26.200	42, 102, 118	64.22	116	8403	25, 50	8925	41
63.26.201	102	66.22	116	8551	25, 52	8926	41
63.26.202	102	8001	25, 76	8552	25, 52	8927	41
63.27	119	8011	25, 76	85.53.290	73, 112	8953	41
63.28	119	8021	25, 76	85.53.291	73, 112	8954	41
63.40.015	122	8031	25, 76	85.53.293	73, 112	940	88, 102, 123
63.40.020	121	8111	25, 76	85.53.296	73, 112	941	88, 102, 123
63.40.025	121	8300	25, 48	8601	25, 52	96CTL144	34, 43, 60,
63.40.026	12	8302	25, 48	8602	25, 52		68, 72, 89,
63.40.030	122	8303	25, 48	8606	25, 52		103, 106, 112, 118
63.40.035	121	8304	25, 46	8615	25, 52		
63.40.040	121	8305	25, 46	8617	25, 52		

Notes

Index

Colors

Pallets

BeamGrid

CubeGrid

CurvGrid

EuroClean

Product Cross Reference Guide

Notes

Index

Colors

Pallets

BeamGrid

CubeGrid

CurvGrid

EuroClean

Chicago Metallic	AWI	BPB	Ceilings Plus	Gordon
BeamGrid™	–	–	Beamz™	Beam-Mate
CubeGrid™	Prelude® XL Painted Grid	–	–	–
CurvGrid™	Serpentina™	–	Radians®	Aluma-Vault
EuroClean™	–	–	–	–
EuroClean™ PVF	–	–	–	–
EuroFoam™	–	–	–	–
Eurostone™	–	–	–	–
Infinity™	Axiom™	–	–	Contura
Intaline™	–	–	–	Fin-Mate
Magna T-Cell™	–	–	Monocell™	–
Metaline™	–	–	–	–
Monarch™	–	–	–	–
Planar® Rd Edge	–	–	–	–
Planar® Sq Edge	–	–	–	–
PlanarPlus® Rd Edge	–	–	–	–
PlanarPlus® Sq Edge	–	–	–	–
PlanarMacro®	–	–	Mirra™	–
MacroPlus™	–	–	–	–
Planostile™ Lay-in Sq Edge	Flush Tegular	–	Multiples™	–
Planostile™ Reveal Lay-in Sq Edge	Tegular	–	–	–
Planostile™ Reveal Lay-in Bevel Edge	–	–	–	–
Planostile™ Snap-in Sq Edge	–	–	Multiples™	–
Planostile™ Snap-in Bevel Edge	Concealed Beveled	–	–	–
Securline®	–	–	–	–
Traditions™	Tincraft™	Landmark™	–	–

Product Cross Reference Guide

Chicago Metallic	Hunter Douglas	Simplex/Intalite	Steel Ceilings	USG
BeamGrid™	Luxalon® Cell Frames	Beam	–	–
CubeGrid™	–	–	–	GridWare™
CurvGrid™	Curved Solutions	Wavegrid	–	Curvatura™
EuroClean™	–	–	–	–
EuroClean™ PVF	–	–	–	–
EuroFoam™	–	–	–	–
Eurostone™	–	–	–	–
Infinity™	Floating Perimeter Fascia trim	–	–	Compasso™
Intaline™	Screen/Baffle™	Lamel	–	–
Magna T-Cell™	Luxalon®/ Open Cell	Cell 14-T	Cell Ceilings	–
Metaline™	Limited Access	–	Defender	–
Monarch™	–	–	–	Cadre™
Planar® Rd Edge	Luxalon® 84R	–	–	–
Planar® Sq Edge	–	Linar L	–	Paraline I™
PlanarPlus® Rd Edge	Luxalon® 84G	–	–	–
PlanarPlus® Sq Edge	–	Linar D	–	Paraline II™
PlanarMacro®	–	Linar L	–	Paraline III™ (7 1/4" only)
MacroPlus™	–	Linar D	–	–
Planostile™ Lay-in Sq Edge	Luxalon® Lay-in	Lay-in	Lay-in	Panz™
Planostile™ Reveal Lay-in Sq Edge	Luxalon® Reveal Lay-in	Regular Lay-in	Lay-in	–
Planostile™ Reveal Lay-in Bevel Edge	Luxalon® Tile	–	–	–
Planostile™ Snap-in Sq Edge	–	Snap-in Sq Edge	Concealed Snap-in Sq Edge	Celebration™
Planostile™ Snap-in Bevel Edge	–	Snap-in Reveal Edge	Concealed Snap-in Sq Edge	–
Securline®	–	–	Security Plank	–
Traditions™	–	–	Classic	–

Notes

Index

Colors

Pallets

BeamGrid

CubeGrid

CurvGrid

EuroClean

NOTES

Each product has specific colors that correspond with the Service Level.

Product	Service Level	Colors	
BeamGrid™	6	Painted Colors	
CubeGrid™	2	White, Black, Satin Silver	
	2	Cap: Chromecoat, Brasscoat, Preferred Lacquer Mill	
	2	Web: White, Black, Satin Silver	
CurvGrid™ Suspension	3	White, Satin Silver	
	4	Other Painted Colors	
	Metal Panels	3	White, Satin Silver
		4	Other Painted Colors, Anodized Finishes, Preferred Lacquer Mill
EuroClean PVF™	0	White	
EuroClean™	0	White	
EuroFoam™	0	White	
Eurostone™	0	White (Terric for 15/16" grid)	
	1	White (Montreaux, Cresta, Novum, Windsor and Tetrum for 15/16" grid and Terric for 9/16" grid)	
	3	White (Montreaux, Cresta, Novum, Windsor and Tetrum for 9/16" grid)	
	4	Natural, Prestige and custom colors (minimum 315 cartons/2,520 panels)	
Infinity™ Quick Ship	1	White	
	3	White, Other Painted Colors	
Intaline™ 4" V-Base	0	White	
	2	Black	
	4	Other Painted Colors	
	6", 8", 10" Rd Base / V Base	2	White, Black
		4	Other Painted Colors
Magna T-Cell™ Suspension	1	White, Black, Satin Silver	
	3	White, Black, Satin Silver, Preferred Lacquer Mill	
	2	White, Black, Satin Silver, Preferred Lacquer Mill and Anodized Finishes	
Metaline™	6	White	
Monarch™	1	White	
	4	Other Painted Colors	
Planar™/PlanarPlus™ 0.025" Aluminum	0	White	
	2	Black, Satin Silver, Manila, Parchment, Adobe, Bronze, Ebony Bronze, Platinum, Bright Mirror, Brushed Aluminum, Bright Brass, Brushed Gold, Anodized Finishes, Preferred Lacquer Mill	
	3	Other Painted Colors, Designer Oak Vinyl Laminated	
	8	Wood Veneer Laminated Finishes and Unfinished (Planar™ Only)	
	0.025" Aluminum	2	White, Satin Silver, Preferred Lacquer Mill
	0.032" Aluminum	4	Other Painted Colors

Notes: • Colors other than those listed above may ship within the Service Level, if in inventory.
• Colors may vary slightly from run-to-run and on different substrates.

Each product has specific colors that correspond with the Service Level.

Product	Service Level	Colors
PlanarMacro™/MacroPlus™		
0.025" Aluminum	2	White, Black, Satin Silver, Manila, Parchment, Adobe, Bronze, Ebony Bronze, Platinum, Bright Mirror, Brushed Aluminum, Bright Brass, Brushed Gold, Anodized Finishes, Preferred Lacquer Mill
	4	Other Painted Colors
0.032" Aluminum	2	White, Black, Satin Silver, Anodized Finishes, Preferred Lacquer Mill
	4	Other Painted Colors
0.040" Aluminum	3	White, Satin Silver (PlanarMacro™ Only)
Planostile™		
Lay-in Square Edge	2	White, Satin Silver, Preferred Lacquer Mill, Anodized Finishes
	4	Other Painted Colors
Lay-in Reveal Edge	2	White, Satin Silver, Preferred Lacquer Mill, Anodized Finishes
	4	Other Painted Colors
Snap-in	2	White, Satin Silver, Preferred Lacquer Mill, Anodized Finishes
	4	Other Painted Colors
Securline™	8	White
Traditions™		
Lay-in:		
2'x 2' Patterns 0-12	1	Bare Steel
	3	Painted Colors, Anodized Finishes
2'x 2' Patterns 21-36	2	Bare Steel
2'x 2' Patterns 21-36	4	Painted Colors
2'x 2' Patterns 21-35	4	Anodized Finishes
2'x 4' Patterns		
0-12, 21-30, 32-36	2	Bare Steel
2'x 4' Patterns		
0-12, 21-30, 32-36	4	Painted Colors
2'x 4' Patterns		
0-12, 21-30, 32-35	4	Anodized Finishes
Nail-up:		
2'x 4' Patterns		
0-12, 21-30, 32-36	2	Bare Steel
2'x 4' Patterns		
0-12, 21-30, 32-36	4	Painted Colors
2'x 4' Patterns		
0-12, 21-30, 32-35	4	Anodized Finishes

Notes: • Colors other than those listed above may ship within the Service Level, if in inventory.
 • Colors may vary slightly from run-to-run and on different substrates.

Not all products available in all colors and finishes

Numerical

Natural – Standard Colors

00	Bare	10	01 White with Black	29	Platinum	94	Clear Coat	427	Glass Block
01	White		08 Stripe	30	Haze	137	Ebony Bronze	428	Yellow Flash
03	Bronze	23	Sandstone	33	Manila	379	Gloss White	429	Silver Lining
07	Walnut Grain	25	Adobe	44	Satin Silver	386	Gloss Black	430	Beige Breeze
08	Black	27	Parchment	46	Blush	425	Wet Clay	431	White Wash
		28	Tan	47	Cameo	426	Silver Plate	432	Blondewood

Prestige – Premium Colors

88	Flat Black	167	Brick Red	263	Plum	435	Gray Ice	446	Treetop Green
102	Fossil	174	Garnet	270	Pearl Gray	436	Violet Star	447	Cinnamon
104	Tapioca	197	Teal	274	Cloud White	437	Midnight Blue	448	Carmel Brown
106	Vanilla Crème	198	Spruce	277	Cedar	438	Royal Amethyst	449	Fortune Gray
111	Oyster	215	Forest	278	Dawn	439	Mystic Moss	450	Khaki Cloth
112	Sand Dollar	218	Mint	279	Sienna	440	Frosted River	451	Forest Jade
113	Straw	238	Ice Blue	280	Redwood	441	Brown Bear	452	Aqua Shoreline
114	Boston Coffee	240	Blue Grey	283	Cobblestone	442	Burgundy Brick	453	Desert Sand
151	Quartz	241	Slate	287	Charcoal	443	Toffee Fate	454	Palmetto Olive
158	Real Red	246	Federal Indigo	288	Gun Metal	444	Blue Sky	455	Cocoa Shell
161	Chinese Red	256	True Blue	386	Gloss Black	445	Cajun Spice	495	Cardinal Red

Reflective Finishes

056	Bright Brass	14	Chromecoat
058	Bright Mirror	16	Brasscoat
369	Brushed Gold	020	Gunmetal
371	Preferred Lacquer Mill	504	Satin Anodized
378	Brushed Aluminum	509	Coppercoat

Anodized Finishes

14	Chromecoat
16	Brasscoat
020	Gunmetal
504	Satin Anodized
509	Coppercoat

Stainless Steel

600	Stainless Steel 2B
Wood	
298	Designer Oak Vinyl
xxF	Finished Veneer
xxU	Unfinished Veneer

Fiberglass Reinforced Plastic

011	White	405	Lite Grey
013	Bright White	406	Colonial
11S	Gloss White	410	Marble
403	Ivory		
404	Silver		

Alpha

Natural – Standard Colors

Adobe	25	Bronze	03	Gloss White	379	Silver Lining	429	White 01 with Black 08
Bare	00	Cameo	47	Haze	30	Silver Plate	426	Stripe
Beige Breeze	430	Clear Coat	94	Manila	33	Sandstone	23	Walnut Grain
Black	08	Ebony Bronze	137	Parchment	27	Tan	28	White Wash
Blondewood	432	Glass Block	427	Platinum	29	Wet Clay	425	Yellow Flash
Blush	46	Gloss Black	386	Satin Silver	44	White	01	

Prestige – Premium Colors

Aqua Shoreline	452	Charcoal	287	Forest Jade	451	Mint	218	Sienna	279
Blue Grey	240	Chinese Red	161	Fortune Gray	449	Mystic Moss	439	Slate	241
Blue Sky	444	Cinnamon	447	Fossil	102	Oyster	111	Spruce	198
Boston Coffee	114	Cloud White	274	Frosted River	440	Palmetto Olive	454	Straw	113
Brick Red	167	Cobblestone	283	Garnet	174	Pearl Gray	270	Tapioca	104
Brown Bear	441	Cocoa Shell	455	Gloss Black	386	Plum	263	Teal	197
Burgundy Brick	442	Dawn	278	Gray Ice	435	Quartz	151	Toffee Fate	443
Cajun Spice	445	Desert Sand	453	Gun Metal	288	Real Red	158	Treetop Green	446
Cardinal Red	495	Federal Indigo	246	Ice Blue	238	Redwood	280	True Blue	256
Carmel Brown	448	Flat Black	88	Khaki Cloth	450	Royal Amethyst	438	Vanilla Crème	106
Cedar	277	Forest	215	Midnight Blue	437	Sand Dollar	112	Violet Star	436

Reflective Finishes

Bright Brass	056	Brasscoat	16
Bright Mirror	058	Chromecoat	14
Brushed Aluminum	378	Coppercoat	509
Brushed Gold	369	Gunmetal	20
Preferred Lacquer Mill	371	Satin Anodized	504

Anodized Finishes

16	Brasscoat
14	Chromecoat
509	Coppercoat
20	Gunmetal
504	Satin Anodized

Stainless Steel

600	Stainless Steel 2B
Wood	
298	Designer Oak Vinyl
xxF	Finished Veneer
xxU	Unfinished Veneer

Fiberglass Reinforced Plastic

406	Colonial	410	Marble
11S	Gloss White	404	Silver
403	Ivory	011	White
405	Lite Grey		

Notes
Index
Colors
Pallets
BeamGrid
CubeGrid
CurvGrid
EuroClean

	BeamGrid™	CubeGrid™	CurvGrid™	Suspension	Flexible Panels
Natural					
00 Bare	N/A	N/A		N/A	N/A
01 White	6	2		3	3
03 Bronze	6	4		4	4
08 Black	6	2		4	4
23 Sandstone	6	4		4	4
25 Adobe	6	4		4	4
27 Parchment	6	4		4	4
28 Tan	6	4		4	4
29 Platinum	6	4		4	4
30 Haze	6	4		4	4
33 Manila	6	4		4	4
44 Satin Silver	6	2		3	3
46 Blush	6	4		4	4
47 Cameo	6	4		4	4
94 Clear Coat	N/A	N/A		N/A	N/A
137 Ebony Bronze	6	4		4	4
379 Gloss White	6	4		4	4
386 Gloss Black	6	4		4	4
425 Wet Clay	6	4		4	4
427 Glass Block	6	4		4	4
428 Yellow Flash	6	4		4	4
429 Silver Lining	6	4		4	4
430 Beige Breeze	6	4		4	4
431 White Wash	6	4		4	4
432 Blondewood	6	4		4	4

	BeamGrid™	CubeGrid™	CurvGrid™	Suspension	Flexible Panels
Prestige					
All Prestige Colors	6	4		4	4

Reflective Finishes					
56 Bright Brass	6	N/A		N/A	N/A
58 Bright Mirror	6	N/A		N/A	N/A
369 Brushed Gold	6	N/A		N/A	N/A
371 Preferred Lacquer Mill	6	2		N/A	4
378 Brushed Aluminum	6	N/A		N/A	N/A

Anodized Finishes					
14 Chromecoat	8	2		N/A	4
16 Brasscoat	N/A	2		N/A	4
504 Satin Anodized	8	N/A		N/A	8
509 Coppercoat	N/A	N/A		N/A	4

Stainless Steel					
600 Stainless Steel 2B	N/A	N/A		N/A	N/A

Wood Grain Vinyl Laminate					
298 Designer Oak	N/A	N/A		N/A	N/A

Wood Veneer Laminate					
xxF Finished	N/A	N/A		N/A	N/A
xxU Unfinished	N/A	N/A		N/A	N/A

		Infinity™ Quick Ship	Infinity™ Engineered	Intaline™ 4" V-Base	Intaline™ 6", 8", 10" Rd Base/V Base
Natural					
00	Bare	N/A	N/A	N/A	N/A
01	White	1	3	0	2
03	Bronze	N/A	4	4	4
08	Black	N/A	3	2	2
23	Sandstone	N/A	4	4	4
25	Adobe	N/A	4	4	4
27	Parchment	N/A	4	4	4
28	Tan	N/A	4	4	4
29	Platinum	N/A	4	4	4
30	Haze	N/A	4	4	4
33	Manila	N/A	4	4	4
44	Satin Silver	N/A	3	4	4
46	Blush	N/A	4	4	4
47	Cameo	N/A	4	4	4
94	Clear Coat	N/A	N/A	N/A	N/A
137	Ebony Bronze	N/A	4	4	4
379	Gloss White	N/A	4	4	4
386	Gloss Black	N/A	4	4	4
425	Wet Clay	N/A	4	4	4
427	Glass Block	N/A	4	4	4
428	Yellow Flash	N/A	4	4	4
429	Silver Lining	N/A	4	4	4
430	Beige Breeze	N/A	4	4	4
431	White Wash	N/A	4	4	4
432	Blondewood	N/A	4	4	4

		Infinity™ Quick Ship	Infinity™ Engineered	Intaline™ 4" V-Base	Intaline™ 6", 8", 10" Rd Base/V Base
Prestige					
All Prestige Colors		N/A	4	4	4

Reflective Finishes

56	Bright Brass	N/A	N/A	N/A	N/A
58	Bright Mirror	N/A	N/A	N/A	N/A
369	Brushed Gold	N/A	N/A	N/A	N/A
371	Preferred Lacquer Mill	N/A	N/A	N/A	N/A
378	Brushed Aluminum	N/A	N/A	N/A	N/A

Anodized Finishes

14	Chromecoat	N/A	N/A	N/A	N/A
16	Brasscoat	N/A	N/A	N/A	N/A
504	Satin Anodized	N/A	N/A	N/A	N/A
509	Coppercoat	N/A	N/A	N/A	N/A

Stainless Steel

600	Stainless Steel 2B	N/A	N/A	N/A	N/A
-----	--------------------	-----	-----	-----	-----

Wood Grain Vinyl Laminate

298	Designer Oak	N/A	N/A	N/A	N/A
-----	--------------	-----	-----	-----	-----

Wood Veneer Laminate

xxF	Finished	N/A	N/A	N/A	N/A
xxU	Unfinished	N/A	N/A	N/A	N/A

Notes
Index
Colors
Pallets
BeamGrid
CubeGrid
CurvGrid
EuroClean

	Magna T-Cell™ Assembled Panels	Unassembled Panels	Metaline™	Securine™
Natural				
00 Bare	N/A	N/A	N/A	N/A
01 White	3	2	6	8
03 Bronze	5	4	8	10
08 Black	3	2	8	10
23 Sandstone	5	4	8	10
25 Adobe	5	4	8	10
27 Parchment	5	4	8	10
28 Tan	5	4	8	10
29 Platinum	5	4	8	10
30 Haze	5	4	8	10
33 Manila	5	4	8	10
44 Satin Silver	3	2	8	10
46 Blush	5	4	8	10
47 Cameo	5	4	8	10
94 Clear Coat	N/A	N/A	N/A	10
137 Ebony Bronze	5	4	8	10
379 Gloss White	5	4	8	10
386 Gloss Black	5	4	8	10
425 Wet Clay	5	4	8	10
427 Glass Block	5	4	8	10
428 Yellow Flash	5	4	8	10
429 Silver Lining	5	4	8	10
430 Beige Breeze	5	4	8	10
431 White Wash	5	4	8	10
432 Blondewood	5	4	8	10

	Magna T-Cell™ Assembled Panels	Unassembled Panels	Metaline™	Securine™
Prestige				
All Prestige Colors	5	4	N/A	N/A

Reflective Finishes

56 Bright Brass	N/A	N/A	N/A	N/A
58 Bright Mirror	N/A	N/A	N/A	N/A
369 Brushed Gold	N/A	N/A	N/A	N/A
371 Preferred Lacquer Mill	3	2	N/A	N/A
378 Brushed Aluminum	N/A	N/A	N/A	N/A

Anodized Finishes

14 Chromecoat	N/A	2	N/A	N/A
16 Brasscoat	N/A	2	N/A	N/A
504 Satin Anodized	N/A	N/A	N/A	N/A
509 Coppercoat	N/A	2	N/A	N/A

Stainless Steel

600 Stainless Steel 2B	N/A	N/A	N/A	N/A
------------------------	-----	-----	-----	-----

Wood Grain Vinyl Laminate

298 Designer Oak	N/A	N/A	N/A	N/A
------------------	-----	-----	-----	-----

Wood Veneer Laminate

xxF Finished	N/A	N/A	N/A	N/A
xxU Unfinished	N/A	N/A	N/A	N/A

Natural		Planar® PlanarPlus® 0.025" Aluminum	0.032" Aluminum
00	Bare	N/A	N/A
01	White	0	2
03	Bronze	2	4
08	Black	2	4
23	Sandstone	3	4
25	Adobe	2	4
27	Parchment	2	4
28	Tan	3	4
29	Platinum	2	4
30	Haze	3	4
33	Manila	2	4
44	Satin Silver	2	2
46	Blush	3	4
47	Cameo	3	4
94	Clear Coat	N/A	N/A
137	Ebony Bronze	2	4
379	Gloss White	3	4
386	Gloss Black	3	4
425	Wet Clay	3	4
427	Glass Block	3	4
428	Yellow Flash	3	4
429	Silver Lining	3	4
430	Beige Breeze	3	4
431	White Wash	3	4
432	Blondewood	3	4

Prestige		Planar® PlanarPlus® 0.025" Aluminum	0.032" Aluminum
All Prestige Colors		3	4
Reflective Finishes			
56	Bright Brass	2	N/A
58	Bright Mirror	2	N/A
369	Brushed Gold	2	N/A
371	Preferred Lacquer Mill	2	2
378	Brushed Aluminum	2	N/A
Anodized Finishes			
14	Chromecoat	2	2
16	Brasscoat	N/A	2
504	Satin Anodized	2	12
509	Coppercoat	2	2
Stainless Steel			
600	Stainless Steel 2B	N/A	N/A
Wood Grain Vinyl Laminate			
298	Designer Oak	3	N/A
Wood Veneer Laminate*			
xxF	Finished	8	N/A
xxU	Unfinished	8	N/A

* Not Applicable to PlanarPlus.

Notes
Index
Colors
Pallets
BeamGrid
CubeGrid
CurvGrid
EuroClean

	PlanarMacro® MacroPlus™	0.025" Aluminum	0.032" Aluminum	0.040" Aluminum
Natural				
00 Bare		N/A	N/A	N/A
01 White		2	2	3
03 Bronze		2	4	4
08 Black		2	4	4
23 Sandstone		4	4	4
25 Adobe		2	4	4
27 Parchment		2	4	4
28 Tan		4	4	4
29 Platinum		2	4	4
30 Haze		4	4	4
33 Manila		2	4	4
44 Satin Silver		2	2	3
46 Blush		4	4	4
47 Cameo		4	4	4
94 Clear Coat		N/A	N/A	N/A
137 Ebony Bronze		2	4	4
379 Gloss White		4	4	4
386 Gloss Black		4	4	4
425 Wet Clay		4	4	4
427 Glass Block		4	4	4
428 Yellow Flash		4	4	4
429 Silver Lining		4	4	4
430 Beige Breeze		4	4	4
431 White Wash		4	4	4
432 Blondewood		4	4	4

	PlanarMacro® MacroPlus™	0.025" Aluminum	0.032" Aluminum	0.040" Aluminum
Prestige				
All Prestige Colors		4	4	4

Reflective Finishes

56 Bright Brass		2	N/A	N/A
58 Bright Mirror		2	N/A	N/A
369 Brushed Gold		2	N/A	N/A
371 Preferred Lacquer Mill		2	2	N/A
378 Brushed Aluminum		2	N/A	N/A

Anodized Finishes

14 Chromecoat		2	2	N/A
16 Brasscoat		N/A	2	N/A
504 Satin Anodized		2	8	12
509 Coppercoat		2	2	N/A

Stainless Steel

600 Stainless Steel 2B		N/A	N/A	N/A
------------------------	--	-----	-----	-----

Wood Grain Vinyl Laminate

298 Designer Oak		3	N/A	N/A
------------------	--	---	-----	-----

Wood Veneer Laminate*

xxF Finished		8	8	N/A
xxU Unfinished		8	8	N/A

* Not Applicable to MacroPlus.

	Planostile™	Lay-in Square Edge	Lay-in Reveal Edge	Snap-in
Natural				
00 Bare		N/A	N/A	N/A
01 White		2	2	2
03 Bronze		4	4	4
08 Black		4	4	4
23 Sandstone		4	4	4
25 Adobe		4	4	4
27 Parchment		4	4	4
28 Tan		4	4	4
29 Platinum		4	4	4
30 Haze		4	4	4
33 Manila		4	4	4
44 Satin Silver		2	2	2
46 Blush		4	4	4
47 Cameo		4	4	4
94 Clear Coat		N/A	N/A	N/A
137 Ebony Bronze		4	4	4
379 Gloss White		4	4	4
386 Gloss Black		4	4	4
425 Wet Clay		4	4	4
427 Glass Block		4	4	4
428 Yellow Flash		4	4	4
429 Silver Lining		4	4	4
430 Beige Breeze		4	4	4
431 White Wash		4	4	4
432 Blondewood		4	4	4

	Planostile™	Lay-in Square Edge	Lay-in Reveal Edge	Snap-in
Prestige				
All Prestige Colors		4	4	4
Reflective Finishes				
56 Bright Brass		N/A	N/A	N/A
58 Bright Mirror		N/A	N/A	N/A
369 Brushed Gold		N/A	N/A	N/A
371 Preferred Lacquer Mill		2	2	2
378 Brushed Aluminum		N/A	N/A	N/A
Anodized Finishes				
14 Chromecoat		2	2	2
16 Brasscoat		2	2	2
504 Satin Anodized		N/A	N/A	N/A
509 Coppercoat		2	2	2
Stainless Steel				
600 Stainless Steel 2B		4	N/A	N/A
Wood Grain Vinyl Laminate				
298 Designer Oak		N/A	N/A	N/A
Wood Veneer Laminate				
xxF Finished		N/A	N/A	N/A
xxU Unfinished		N/A	N/A	N/A

Notes
Index
Colors
Pallets
BeamGrid
CubeGrid
CurvGrid
EuroClean

	Traditions™ Patterns 0 - 12 Unperforated	Patterns 21 - 35 Unperforated	Patterns 2-6, 21, Backsplash
Natural			
00 Bare	1	3	N/A
01 White	3	4	N/A
03 Bronze	3	4	N/A
08 Black	3	4	N/A
23 Sandstone	3	4	N/A
25 Adobe	3	4	N/A
27 Parchment	3	4	N/A
28 Tan	3	4	N/A
29 Platinum	3	4	N/A
30 Haze	3	4	N/A
33 Manila	3	4	N/A
44 Satin Silver	3	4	N/A
46 Blush	3	4	N/A
47 Cameo	3	4	N/A
94 Clear Coat	3	4	N/A
137 Ebony Bronze	3	4	N/A
379 Gloss White	3	4	N/A
386 Gloss Black	3	4	N/A
425 Wet Clay	3	4	N/A
427 Glass Block	3	4	N/A
428 Yellow Flash	3	4	N/A
429 Silver Lining	3	4	N/A
430 Beige Breeze	3	4	N/A
431 White Wash	3	4	N/A
432 Blondewood	3	4	N/A

	Traditions™ Patterns 0 - 12 Unperforated	Patterns 21 - 35 Unperforated	Patterns 2-6, 21, Backsplash
Prestige			
All Prestige Colors	3	4	N/A
Reflective Finishes			
56 Bright Brass	N/A	N/A	N/A
58 Bright Mirror	N/A	N/A	N/A
369 Brushed Gold	N/A	N/A	N/A
371 Preferred Lacquer Mill	N/A	N/A	N/A
378 Brushed Aluminum	N/A	N/A	N/A
Anodized Finishes			
14 Chromecoat	3	3	N/A
16 Brasscoat	3	3	N/A
504 Satin Anodized	N/A	N/A	N/A
509 Coppercoat	3	3	N/A
Stainless Steel			
600 Stainless Steel 2B	N/A	N/A	3
Wood Grain Vinyl Laminate			
298 Designer Oak	N/A	N/A	N/A
Wood Veneer Laminate			
xxF Finished / Unfinished	N/A	N/A	N/A
xxU Finished / Unfinished	N/A	N/A	N/A

Product Number	Panel Size	Sq. Ft. Per Carton	Weight Per Carton	Cartons Per Pallet	Weight Per Pallet	Sq. Ft. Per Pallet
EuroClean						
8304.01	24"x 24"	112	40	14	560	1568
8305.01	24"x 48"	112	40	14	560	1568
EuroClean PVF						
8300.01	24"x 24"	80	34	20	680	1600
8302.01	24"x 48"	112	45	12	540	1344
8303.01	24"x 48"	112	60	12	720	1344
EuroFoam						
8400.01	24"x 24"	80	9	20	180	1600
8401.01	24"x 48"	160	15	10	150	1600
8402.01	48"x 48"	320	30	5	150	1600
8403.01	48"x 96"	640	60	Per Order	Per Order	Per Order
Eurostone						
8551.01	24"x 24"	32	51	30	1530	960
8552.01	24"x 24"	32	51	30	1530	960
8601.01	24"x 24"	32	51	30	1530	960
8602.01	24"x 24"	32	51	30	1530	960
8606.01	24"x 24"	32	51	30	1530	960
8651.01	24"x 24"	32	51	30	1530	960
8652.01	24"x 24"	32	51	30	1530	960
8656.01	24"x 24"	32	51	30	1530	960
8615.01	24"x 24"	32	51	30	1530	960
8617.01	24"x 24"	32	51	30	1530	960
8619.01	24"x 24"	32	51	30	1530	960
8665.01	24"x 24"	32	51	30	1530	960
8667.01	24"x 24"	32	51	30	1530	960
8669.01	24"x 24"	32	51	30	1530	960
Monarch						
8001.01	24"x 24"	24	48	12	576	288
8011.01	24"x 24"	24	48	12	576	288
8031.01	24"x 24"	24	48	12	576	288
8021.01	24"x 24"	24	48	12	576	288
8111.01	24"x 24"	24	48	12	576	288

Notes

Index

Colors

Pallets

BeamGrid

CubeGrid

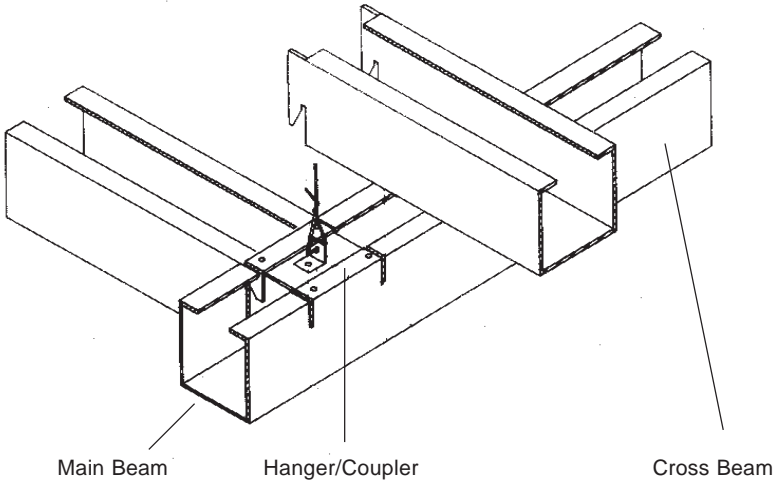
CurvGrid

EuroClean

NOTES

BeamGrid™

Open Cell Ceiling



Estimator Guide

Conversion Guidelines: LF per Sq. Ft.

Module Size	Main/Cross Beam LF per Sq. Ft.	Hanger/Coupler Spacing
12" x 12"	2.00	48"
16" x 16"	1.50	32"
24" x 24"	1.00	48"
36" x 36"	0.67	36"
48" x 48"	0.50	48"

Corner kits and perimeter components not included.

Product Notes

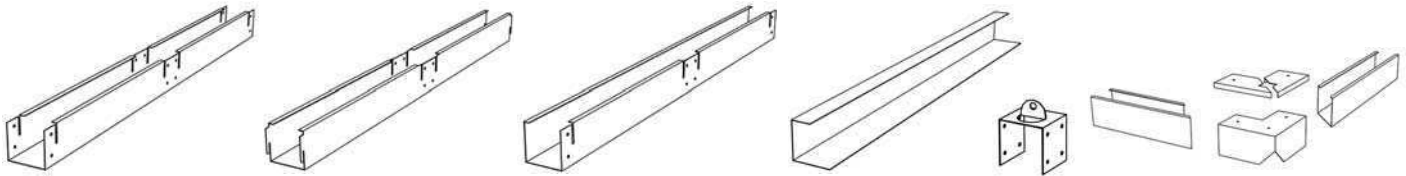
- Notes:
- Approval drawings are required for all BeamGrid projects.
 - Standard installation details are included with all orders.
 - Custom color matching requires customer color sample or paint manufacturer and color number.
 - One corner kit is needed for each outside corner that is exposed in a floating design.
 - Double wall channels are fastened face-to-face in field to create perimeter wall beam.
 - Special order sizes - 1" x 5", 2" x 6", 2" x 8", 3" x 6", 3" x 12", 5" x 5" and 6" x 6".

- Service:
- Service Level represents 0 - 4,999 Sq. Ft.

Quantity	Service Level
5,000 - 9,999	9
10,000 - 25,000	10

- Service Level begins after receipt of shop drawing approval.
- Custom color approval samples are available upon request - Service Level 2 weeks.
- Custom colors - Service Level begins after receipt of color approval.

- Adders:
- Approval drawings for all projects add \$125.00 (list) per layout.
 - Orders less than 600 Sq. Ft. - add \$300.00 (list) - set-up charge.



Main Beam 39.26.201-39.26.221 39.26.282	Cross Beam 39.26.401-39.26.421 39.26.482	Perimeter Beam 39.26.601-39.26.621 39.26.682	Wall Channel 39.26.605-39.26.625 39.26.685-39.26.606 39.26.626-39.26.686	Hanger/Coupler 39.26.700 39.26.720 39.26.780	Corner Kit 39.26.901 39.26.902 39.26.908
--	---	---	--	--	--

Product Number	Description	Packaging	Service Level	379 Gloss White, 386 Gloss Black	Other Colors	Reflective/ Anodized Finishes
----------------	-------------	-----------	---------------	-------------------------------------	--------------	----------------------------------

1" Wide x 1" High

39.26.201.xxx	Main Beam	Per Order	6
39.26.401.xxx	Cross Beam	Per Order	6
39.26.601.xxx	Perimeter Beam	Per Order	6
39.26.605.xxx	Wall Channel*	Per Order	6
39.26.606.xxx	Wall Channel-Double	Per Order	6
39.26.700	Hanger/Coupler	Per Order	6
39.26.901	Corner Kit**	Per Order	6

1" Wide x 2" High

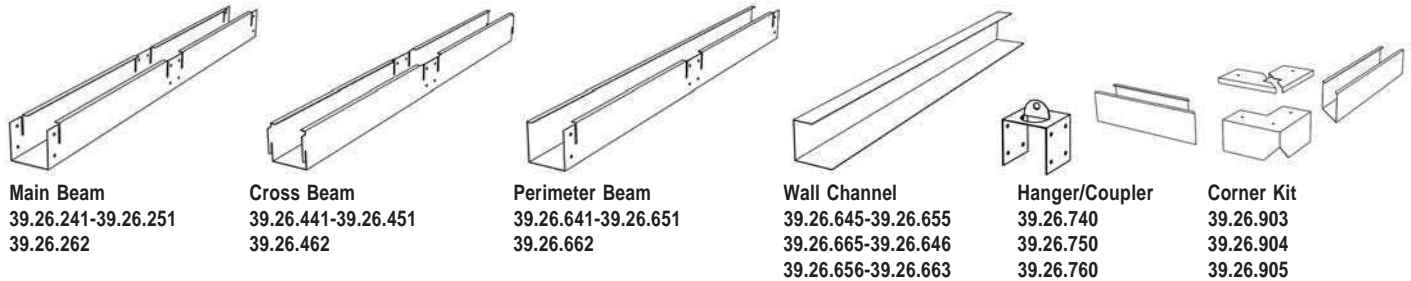
39.26.221.xxx	Main Beam	Per Order	6
39.26.421.xxx	Cross Beam	Per Order	6
39.26.621.xxx	Perimeter Beam	Per Order	6
39.26.625.xxx	Wall Channel*	Per Order	6
39.26.626.xxx	Wall Channel-Double	Per Order	6
39.26.720	Hanger/Coupler	Per Order	6
39.26.902	Corner Kit**	Per Order	6

1" Wide x 4" High

39.26.282.xxx	Main Beam	Per Order	6
39.26.482.xxx	Cross Beam	Per Order	6
39.26.682.xxx	Perimeter Beam	Per Order	6
39.26.685.xxx	Wall Channel*	Per Order	6
39.26.686.xxx	Wall Channel-Double	Per Order	6
39.26.780	Hanger/Coupler	Per Order	6
39.26.908	Corner Kit**	Per Order	6

*Wall channels are finished both sides.

**Corner kit includes coupling pieces and mitering.



Product Number	Description	Packaging	Service Level	379 Gloss White, 386 Gloss Black	Other Colors	Reflective/ Anodized Finishes
----------------	-------------	-----------	---------------	-------------------------------------	--------------	----------------------------------

2" Wide x 2" High

39.26.241.xxx	Main Beam	Per Order	6
39.26.441.xxx	Cross Beam	Per Order	6
39.26.641.xxx	Perimeter Beam	Per Order	6
39.26.645.xxx	Wall Channel*	Per Order	6
39.26.646.xxx	Wall Channel-Double	Per Order	6
39.26.740	Hanger/Coupler	Per Order	6
39.26.903	Corner Kit**	Per Order	6

2" Wide x 4" High

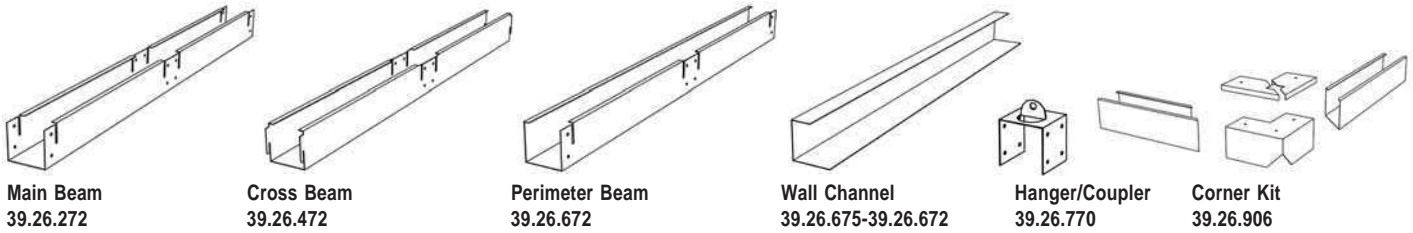
39.26.251.xxx	Main Beam	Per Order	6
39.26.451.xxx	Cross Beam	Per Order	6
39.26.651.xxx	Perimeter Beam	Per Order	6
39.26.655.xxx	Wall Channel*	Per Order	6
39.26.656.xxx	Wall Channel-Double	Per Order	6
39.26.750	Hanger/Coupler	Per Order	6
39.26.904	Corner Kit**	Per Order	6

3" Wide x 3" High

39.26.262.xxx	Main Beam	Per Order	6
39.26.462.xxx	Cross Beam	Per Order	6
39.26.662.xxx	Perimeter Beam	Per Order	6
39.26.665.xxx	Wall Channel*	Per Order	6
39.26.663.xxx	Wall Channel-Double	Per Order	6
39.26.760	Hanger/Coupler	Per Order	6
39.26.905	Corner Kit**	Per Order	6

*Wall channels are finished both sides.

** Corner kit includes coupling pieces and mitering.



Main Beam 39.26.272
 Cross Beam 39.26.472
 Perimeter Beam 39.26.672
 Wall Channel 39.26.675-39.26.672
 Hanger/Coupler 39.26.770
 Corner Kit 39.26.906

Product Number	Description	Packaging	Service Level	379 Gloss White, 386 Gloss Black	Other Colors	Reflective/Anodized Finishes
----------------	-------------	-----------	---------------	----------------------------------	--------------	------------------------------

4" Wide x 4" High

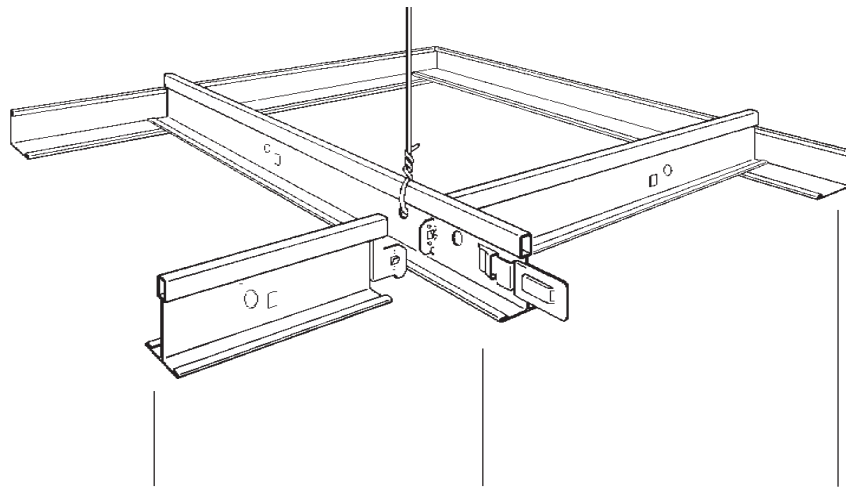
39.26.272.xxx	Main Beam	Per Order	6
39.26.472.xxx	Cross Beam	Per Order	6
39.26.672.xxx	Perimeter Beam	Per Order	6
39.26.675.xxx	Wall Channel*	Per Order	6
39.26.672.xxx	Wall Channel-Double	Per Order	6
39.26.770	Hanger/Coupler	Per Order	6
39.26.906	Corner Kit**	Per Order	6

*Wall channels are finished both sides.
 **Corner kit includes coupling pieces and mitering.

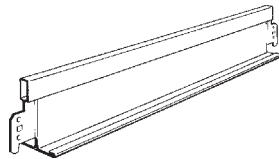
Notes
 Index
 Colors
 Pallets
 BeamGrid
 CubeGrid
 CurvGrid
 EuroClean

CubeGrid™

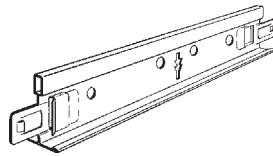
15/16" - 360° Painted Components



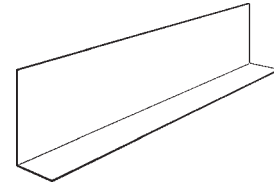

Cross Tee



Main Runner



Wall Angles



Ordering Guide - Standard Colors and Finishes

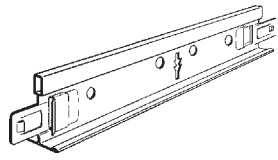
.xxx (cap)	.xxx (web)
01 - 01 White	W - 01 White
08 - 08 Black	B - 08 Black
14 - 14 Chromecoat Anodized*	xxx- Other Painted Color**
16 - 16 Brasscoat Anodized*	xxx- Other Painted Color**
44 - 44 Satin Silver	Y - Painted Color matching cap
xxx - Other Painted Color**	Y - Painted Color matching cap

* Available on cap only.

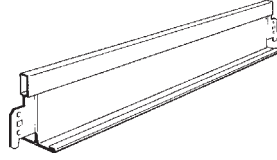
** Enter color number.

Product Notes

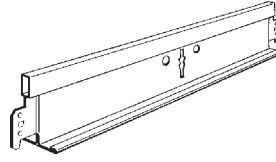
- Service:
- Custom color matching requires color sample or paint manufacturer and color number.
 - Custom color approval samples are available upon request - Service Level 2 weeks.
 - Custom colors - Service Level begins after receipt of color approval.



Main Tee
C211



Cross Tee
C201-C202



Cross Tee
C214

(Full Cartons Only)

01 White, 08 Black, CAP: 44 Satin Silver	14 Chromecoat, 16 Brasscoat	Other Colors
WEB: W, B, Y	W, B, xxx	xxx

Product
Number

Dimensions		
Length	Height	Face

Feet
Packaging
Pieces Weight

Service
Level

1' x 1' Module

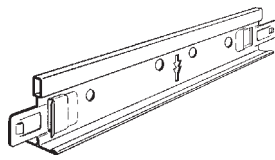
Main Tee (Intermediate Duty) – Slotting is 12" O.C.

C211J(Cap.xxx)(Web.xxx)	12'	1 1/2"	15/16"	300	25	73	2
C211J(Cap.xxx)(Web.xxx)	12'	1 1/2"	15/16"	300	25	73	4

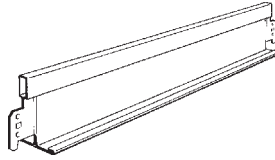
Cross Tees – Snap-in

C201J(Cap.xxx)(Web.xxx)	1'	1 1/2"	15/16"	100	100	24	2
C201J(Cap.xxx)(Web.xxx)	1'	1 1/2"	15/16"	100	100	24	4
C202J(Cap.xxx)(Web.xxx)	2'	1 1/2"	15/16"	150	75	37	2
C202J(Cap.xxx)(Web.xxx)	2'	1 1/2"	15/16"	150	75	37	4
C214J(Cap.xxx)(Web.xxx)	4'	1 1/2"	15/16"	200	50	49	2
C214J(Cap.xxx)(Web.xxx)	4'	1 1/2"	15/16"	200	50	49	4

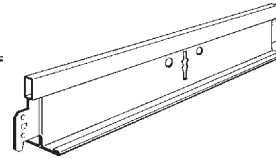
Notes
Index
Colors
Pallets
BeamGrid
CubeGrid
CurvGrid
EuroClean



Main Tee
C211



Cross Tee
C201-202



Cross Tee
C214

(Full Cartons Only)

01 White, 08 Black, CAP: 44 Satin Silver	14 Chromecoat, 16 Brasscoat	Other Colors xxx
WEB: W, B, Y	W, B, xxx	xxx

Product Number	Dimensions			Feet	Packaging		Service Level
	Length	Height	Face		Pieces	Weight	

2' x 2' Module

Main Tee (Intermediate Duty) – Slotting is 24" O.C.

C211K(Cap.xxx)(Web.xxx)	12'	1 1/2"	15/16"	300	25	73	2
C211K(Cap.xxx)(Web.xxx)	12'	1 1/2"	15/16"	300	25	73	4

Cross Tees – Snap-in

C202K(Cap.xxx)(Web.xxx)	2'	1 1/2"	15/16"	150	75	37	2
C202K(Cap.xxx)(Web.xxx)	2'	1 1/2"	15/16"	150	75	37	4
C214K(Cap.xxx)(Web.xxx)	4'	1 1/2"	15/16"	200	50	49	2
C214K(Cap.xxx)(Web.xxx)	4'	1 1/2"	15/16"	200	50	49	4

4' x 4' Module

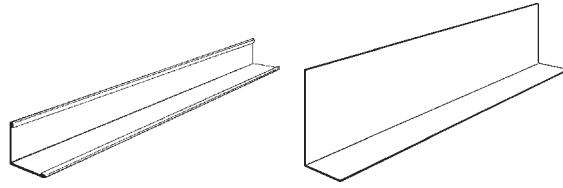
Main Tee (Intermediate Duty) – Slotting is 48" O.C.

C211M(Cap.xxx)(Web.xxx)	12'	1 1/2"	15/16"	300	25	73	2
C211M(Cap.xxx)(Web.xxx)	12'	1 1/2"	15/16"	300	25	73	4

Cross Tee – Snap-in

C214M(Cap.xxx)(Web.xxx)	4'	1 1/2"	15/16"	200	50	49	2
C214M(Cap.xxx)(Web.xxx)	4'	1 1/2"	15/16"	200	50	49	4

Notes
Index
Colors
Pallets
BeamGrid
CubeGrid
CurvGrid
EuroClean



Wall Angle
38.90.122

Wall Angle
C3209

Product Number	Dimensions			Colors	Packaging			Service Level	(Full Cartons Only)
	Length	Height	Face		LF	Pieces	Weight		

Wall Angle – Aluminum with Hemmed Edges

38.90.122.xxx	12'	15/16"	15/16"	01 White/08 Black/44 Satin Silver	120	10	10	1
38.90.122.xxx	12'	15/16"	15/16"	Other Colors	120	10	10	3
38.90.122.xxx	12'	15/16"	15/16"	Reflective/Anodized*	120	10	10	2

Product Number	Dimensions			Colors	Weight		Service Level
	Length	Height	Face		Per Piece		

Wall Angle – Painted Both Sides

C3209.xxx	10'	2"	1"	01 White/08 Black/44 Satin Silver	2	2
C3209.xxx	10'	2"	1"	Other Colors	2	3
C3209.xxx	10'	2"	1"	Reflective/Anodized*	2	2

*Reflective and Anodized finishes on one side only.

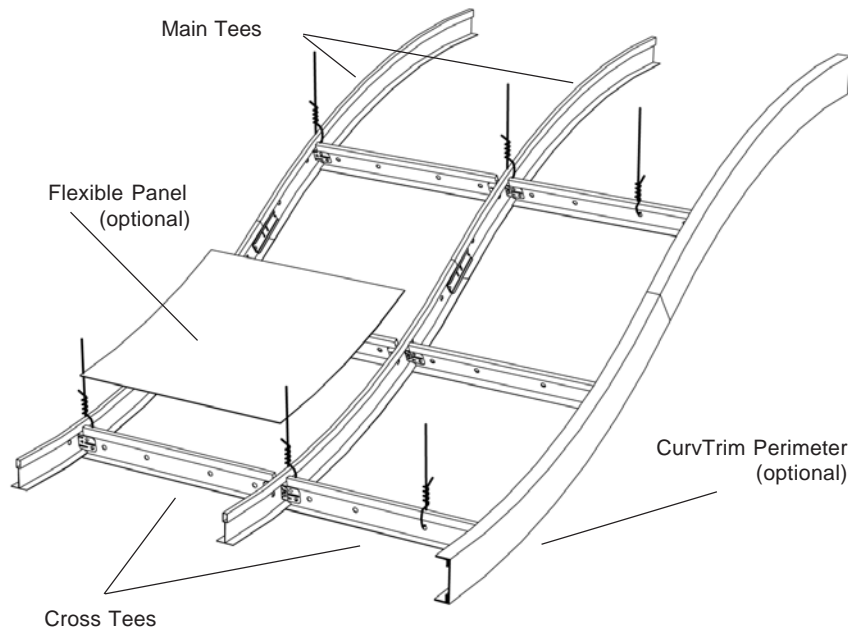
Product Number	Description	Packaging			Service Level	Per Bundle
		Feet	Pieces	Weight		

Hanger Wire

96CTL144	12', bundled	-	-	50	0
----------	--------------	---	---	----	---

CurvGrid™

Curved Ceilings



Reference Guide - Standard Colors and Finishes

Standard Colors*	Reflective Finishes**	Anodized Finishes**
01 White 44 Satin Silver	371 Preferred Lacquer Mill	14 Chromecoat 16 Brasscoat 509 Coppercoat

* Suspension and flexible panels.

** Flexible panels only.

Product Notes

- Notes:
- Provide dimensioned reflected ceiling plan and elevation drawing to CM.
 - CM will prepare and issue a CurvGrid layout drawing for approval.
 - Standard installation details are included with all orders.
 - Custom color matching requires customer color sample or paint manufacturer and color number.

- Service:
- Service Levels are approximate and represent 0 - 1,999 Sq. Ft.

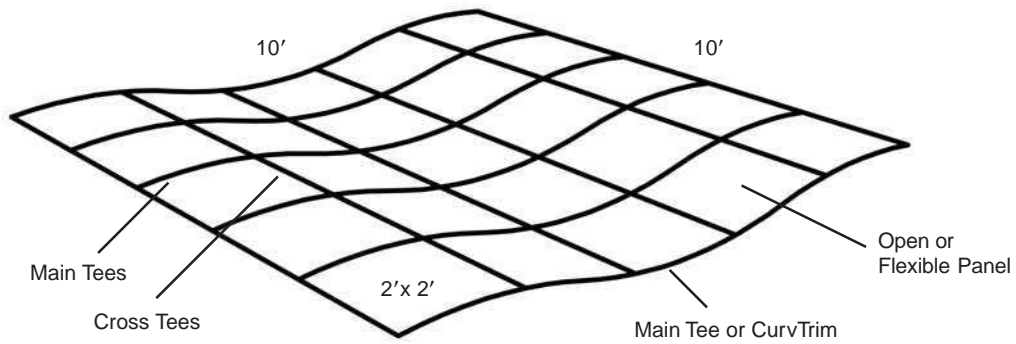
Quantity	Service Level
2,000 - 4,999	5
5,000 - 9,999	7
10,000+	per order

- Service Level begins after receipt of shop drawing approval.
- Custom color approval samples are available upon request - Service Level 2 weeks.
- Custom colors - Service Level begins after receipt of color approval.

- Adders:
- Approval drawings for all projects add \$125.00 (list).
 - Cut-outs in metal panels - add \$9.00 (list) each.
 - Soundtex - add \$1.50 (list) per Sq. Ft.

- Sizes:
- Custom sizes - consult CM.

- Colors:
- Custom Colors - Pricing may vary depending on product and size of order.



Estimating example is based on using a 10' x 10' floating island (100 Sq. Ft.).
 Project quotations are available. Provide drawings and specifications to CM Customer Service.

Option A
CurvGrid Only*

CurvGrid Suspension	100 Sq. Ft.
---------------------	-------------

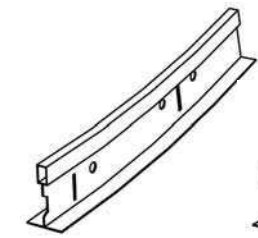
Option B
CurvGrid with CurvTrim perimeter (4 sides of island)*

CurvGrid Suspension	100 Sq. Ft.
CurvTrim	40 LF

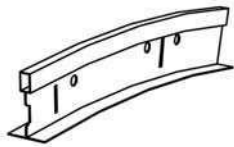
Option C
CurvGrid with CurvTrim perimeter and Flexible Panel*

CurvGrid Suspension	100 Sq. Ft.
CurvTrim	40 LF
Flexible Panel	100 Sq. Ft.
Hold Down Clip (63.26.200 or 8886)	80 pcs
Hold Down Insert (437)	40 pcs

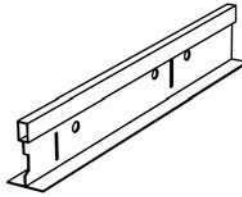
*Hanger wire not included.



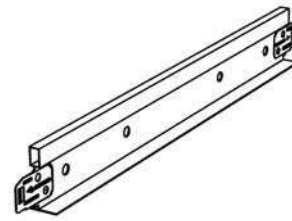
CurvGrid
Main Tee (convex)
Per Order



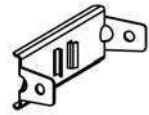
CurvGrid
Main Tee (concave)
Per Order



CurvGrid
Main Tee (straight)
Per Order



CurvGrid
Cross Tee
Per Order



CurvGrid
Main Tee Splice Plate
Per Order

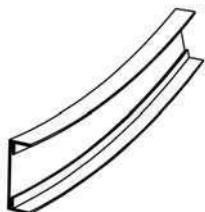
Product Number	Dimensions			Packaging	Service Level	01 White, 44 Satin Silver	Other Colors
	Module	Height	Face				

CurvGrid Suspension

Convex, Concave and Straight

Per Order	24" x 24"	1 1/2"	15/16"	Per Order	3
Per Order	24" x 24"	1 1/2"	15/16"	Per Order	4

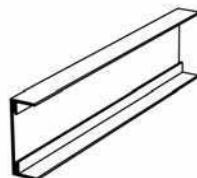
*Includes CurvGrid Main Tees, Main Tee Splice Clips, Splice Plates and Cross Tees.



CurvTrim
(convex)
Per Order



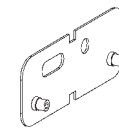
CurvTrim
(concave)
Per Order



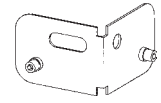
CurvTrim
(straight)
Per Order



CurvTrim
Grid Clip
Per Order



Splice Plate
Plate
Per Order



Corner Splice Plate
Plate
Per Order

Product Number	Dimensions			Packaging	Service Level	01 White, 44 Satin Silver	Other Colors
	Length	Height	Face				

CurvTrim

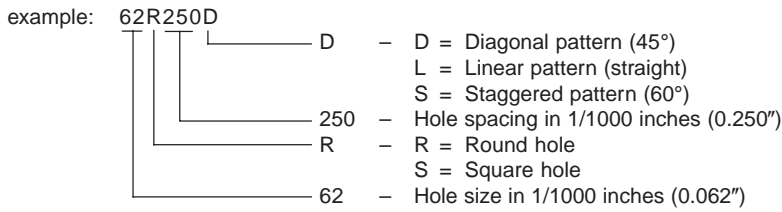
Adder to CurvGrid Suspension Price**

Per Order	Per Order	2 1/8"	3/4"	Per Order	3
Per Order	Per Order	2 1/8"	3/4"	Per Order	4


**Includes CurvTrim and necessary Splice Plates and Grid Clips.

Notes
Index
Colors
Pallets
BeamGrid
CubeGrid
CurvGrid
EuroClean

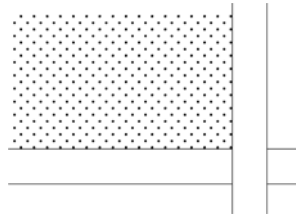
Perforation code key




Note: Border is measured from edge of hole to edge of grid.



Solid panel



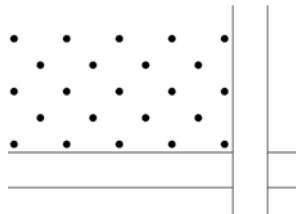
Pattern 62R250D 0.062" diameter holes, 0.250" diagonal centers / no border / 4.9% open area (formerly pattern A062)




Pattern 71R138D 0.071" diameter holes, 0.138" diagonal centers / no border / 20.8% open area (formerly pattern E)




Pattern 98R216L 0.098" diameter holes, 0.216" lineal centers / no border / 16.2% open area (formerly pattern D)




Pattern 187R1000D 0.187" diameter holes, 1" diagonal centers / no border / 2.8% open area (formerly pattern A188)




Pattern 250R312S 0.250" diameter holes, 0.312" staggered centers / no border / 58.2% open area (formerly pattern H250)



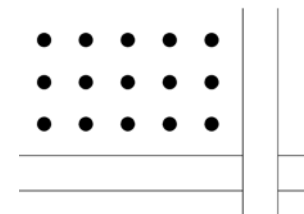
Pattern 250R750L 0.250" diameter holes, 0.750" lineal centers / 0.53" border / 9% open area (formerly pattern C250A)




Pattern 250S750L 0.250" square holes, 0.750" lineal centers / 0.53" border / 11.1% open area (formerly pattern D250)




Pattern 375S1125L 0.375" square holes, 1.125" lineal centers / 0.65" border / 11.1% open area (formerly pattern D375)




Pattern 375R1125L 0.375" diameter holes, 1.125" lineal centers / 0.65" border / 8.7% open area (formerly pattern C375)



Pattern 562R1312L 0.562" diameter holes, 1.312" lineal centers / 0.75" border / 14.4% open area (formerly pattern W)



Pattern 562S1312L 0.562" square holes, 1.312" lineal centers / 0.75" border / 18.4% open area (formerly pattern X)



Pattern 562S672L 0.562" square holes, 0.672" lineal centers / no border / 70% open area

Product Number	Panel Size	Colors	Packaging			Service Level
			Sq. Ft.	Pieces	Weight	

Metal Panels - Solid*

0.032" Aluminum

56.32.220.001	24" x 24"	01 White	40	10	15	3
56.32.220.044	24" x 24"	44 Satin Silver	40	10	15	3
56.32.220.xxx	24" x 24"	Other Colors	40	10	15	4
56.32.220.xxx	24" x 24"	Reflective/Anodized	40	10	15	3

*Price does not include Hold Down Clips. Four Hold Down Clips recommended per panel. Additional Hold Down Clips may be required.

Metal Panels - Perforated*

0.032" Aluminum - Pattern 62R250D

56.32.22P8005	24" x 24"	01 White	40	10	15	3
56.32.22P8006	24" x 24"	44 Satin Silver	40	10	15	3
56.32.22Pxxxx	24" x 24"	Other Colors	40	10	15	4
56.32.22Pxxxx	24" x 24"	Reflective/Anodized	40	10	15	3

0.032" Aluminum - Pattern 71R138D

56.32.22P8015	24" x 24"	01 White	40	10	15	3
56.32.22P8016	24" x 24"	44 Satin Silver	40	10	15	3
56.32.22Pxxxx	24" x 24"	Other Colors	40	10	15	4
56.32.22Pxxxx	24" x 24"	Reflective/Anodized	40	10	15	3

0.032" Aluminum - Pattern 98R216L

56.32.22P8013	24" x 24"	01 White	40	10	15	3
56.32.22P8014	24" x 24"	44 Satin Silver	40	10	15	3
56.32.22Pxxxx	24" x 24"	Other Colors	40	10	15	4
56.32.22Pxxxx	24" x 24"	Reflective/Anodized	40	10	15	3

0.032" Aluminum - Pattern 188R1000D

56.32.22P8003	24" x 24"	01 White	40	10	15	3
56.32.22P8004	24" x 24"	44 Satin Silver	40	10	15	3
56.32.22Pxxxx	24" x 24"	Other Colors	40	10	15	4
56.32.22Pxxxx	24" x 24"	Reflective/Anodized	40	10	15	3

0.032" Aluminum - Pattern 250R312S

56.32.22P8007	24" x 24"	01 White	40	10	15	3
56.32.22P8008	24" x 24"	44 Satin Silver	40	10	15	3
56.32.22Pxxxx	24" x 24"	Other Colors	40	10	15	4
56.32.22Pxxxx	24" x 24"	Reflective/Anodized	40	10	15	3

*Price does not include hold down clips. Four hold down clips recommended per panel. Additional hold down clips may be required.

Note: Specify if Soundtex is required. See adders.

Notes

Index

Colors

Pallets

BeamGrid

CubeGrid


CurvGrid

EuroClean

Product Number	Panel Size	Colors	Packaging			Service Level
			Sq. Ft.	Pieces	Weight	
Metal Panels - Perforated*						
0.032" Aluminum - Pattern 250R750L						
56.32.22P8021	24" x 24"	01 White	40	10	15	3
56.32.22P8022	24" x 24"	44 Satin Silver	40	10	15	3
56.32.22Pxxxx	24" x 24"	Other Colors	40	10	15	4
56.32.22Pxxxx	24" x 24"	Reflective/Anodized	40	10	15	3
0.032" Aluminum - Pattern 250S750L						
56.32.22P8011	24" x 24"	01 White	40	10	15	3
56.32.22P8012	24" x 24"	44 Satin Silver	40	10	15	3
56.32.22Pxxxx	24" x 24"	Other Colors	40	10	15	4
56.32.22Pxxxx	24" x 24"	Reflective/Anodized	40	10	15	3
0.032" Aluminum - Pattern 375S1125L						
56.32.22P8001	24" x 24"	01 White	40	10	15	3
56.32.22P8002	24" x 24"	44 Satin Silver	40	10	15	3
56.32.22Pxxxx	24" x 24"	Other Colors	40	10	15	4
56.32.22Pxxxx	24" x 24"	Reflective/Anodized	40	10	15	3
0.032" Aluminum - Pattern 375R1125L						
56.32.22P8009	24" x 24"	01 White	40	10	15	3
56.32.22P8010	24" x 24"	44 Satin Silver	40	10	15	3
56.32.22Pxxxx	24" x 24"	Other Colors	40	10	15	4
56.32.22Pxxxx	24" x 24"	Reflective/Anodized	40	10	15	3
0.032" Aluminum - Pattern 562R1312L						
56.32.22P8017	24" x 24"	01 White	40	10	15	3
56.32.22P8018	24" x 24"	44 Satin Silver	40	10	15	3
56.32.22Pxxxx	24" x 24"	Other Colors	40	10	15	4
56.32.22Pxxxx	24" x 24"	Reflective/Anodized	40	10	15	3
0.032" Aluminum - Pattern 562S1312L						
56.32.22P8019	24" x 24"	01 White	40	10	15	3
56.32.22P8020	24" x 24"	44 Satin Silver	40	10	15	3
56.32.22Pxxxx	24" x 24"	Other Colors	40	10	15	4
56.32.22Pxxxx	24" x 24"	Reflective/Anodized	40	10	15	3
0.032" Aluminum - Pattern 562S672L						
56.32.22P8025	24" x 24"	01 White	40	10	15	3
56.32.22P8026	24" x 24"	44 Satin Silver	40	10	15	3
56.32.22Pxxxx	24" x 24"	Other Colors	40	10	15	4
56.32.22Pxxxx	24" x 24"	Reflective/Anodized	40	10	15	3

*Price does not include hold down clips. Four hold down clips recommended per panel. Additional hold down clips may be required.

Note: Specify if Soundtex is required. See adders.



Lattice 8925.379F-8925.014F	Expanded-Louver 8953.014-8953.020 8953.016-8953.xxx	Expanded-Sheer 8954.014-8954.020 8954.016-8954.xxx	Wire Mesh 8926.015-8926.016	Translucent 8927.000
---------------------------------------	--	---	---------------------------------------	--------------------------------

Product Number	Panel Size	Description	Packaging		Service Level
			Sq. Ft.	Pieces Weight	

Lattice Panels*

0.032" Expanded Metal Bonded to 0.25" Acoustical and Fire-Resistant Melamine Foam Backer

8925.044F	24" x 24"	44 Satin Silver/Light Gray	40	10	20	3
8925.014F	24" x 24"	14 Chromecoat/Light Gray	40	10	20	3

Expanded Metal Panels*

0.032" Aluminum - Louver

8953.014	24" x 24"	14 Chromecoat Anodized	40	10	15	3
8953.020	24" x 24"	20 Gunmetal Anodized	40	10	15	3
8953.016	24" x 24"	16 Brasscoat Anodized	40	10	15	3
8953.xxx	24" x 24"	Painted Color	40	10	15	3

0.032" Aluminum - Sheer

8954.014	24" x 24"	14 Chromecoat Anodized	40	10	15	3
8954.020	24" x 24"	20 Gunmetal Anodized	40	10	15	3
8954.016	24" x 24"	16 Brasscoat Anodized	40	10	15	3
8954.xxx	24" x 24"	Painted Color	40	10	15	3

Wire Mesh Panels*▼

0.023" Stainless Steel

8926.015	24" x 24"	600 Stainless Steel 2B	40	10	20	3
----------	-----------	------------------------	----	----	----	---

0.023" Brass

8926.016	24" x 24"	16 Brasscoat	40	10	20	3
----------	-----------	--------------	----	----	----	---

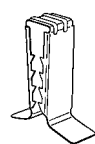
Fiber Reinforced Plastic Panels*

0.060" Translucent

8927.000	24" x 24"	00 Clear Translucent	40	10	20	3
----------	-----------	----------------------	----	----	----	---

*Price does not include hold down clips. Four hold down clips recommended per panel. Additional hold down clips may be required.

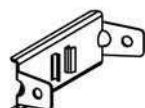
▼ Stainless steel and brass wire mesh panels are made from natural metal and are not subject to return for color variation or visible sagging (pillowing) when installed.



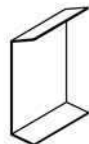
Hold Down Clip
63.26.200



Hold Down Clip
8886.00



CurvGrid Main Tee Splice Plate
436.00



Hold Down Insert
437.00



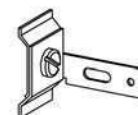
Splice Plate
414.00



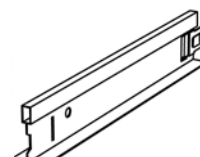
Outside Corner Splice Plate
429.00



Inside Corner Splice Plate
417.00



Grid Attachment Clip
430.00



Adapter Tee
384.00.00.001

Product Number

Description

Feet

Packaging Pieces

Weight

Service Level

Hold Down Clips - Panel to CurvGrid

63.26.200	Black - 4 per panel	Per Order	0
8886	Clear - 4 per panel	Per Order	0

Hold Down Insert - Metal Panel to CurvTrim

437.00	2 per panel edge along CurvTrim	Per Order	0
--------	---------------------------------	-----------	---

Splice Plate - CurvGrid Main Tee

436.00	Joins CurvGrid Main Tees together	Per Order	0
--------	-----------------------------------	-----------	---

Splice Plate - CurvTrim

414.00	Joins trim together	Per Order	0
--------	---------------------	-----------	---

Splice Plate - CurvTrim Outside Corner

429.00	Joins trim at outside corners	Per Order	0
--------	-------------------------------	-----------	---

Splice Plate - CurvTrim Inside Corner

417.00	Joins trim at inside corners	Per Order	0
--------	------------------------------	-----------	---

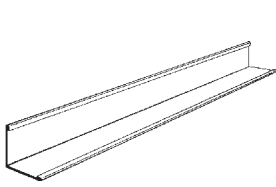
Grid Attachment Clip - CurvGrid to CurvTrim

430.00	Joins trim to grid (2 components)	Per Order	0
--------	-----------------------------------	-----------	---

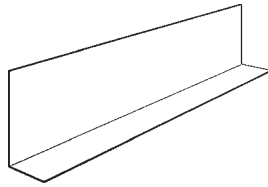
Adapter Tee - CM Main Tee to CurvGrid Main Runner

384.00.00.001	9" x 1 1/2"	Per Order	3
---------------	-------------	-----------	---

Notes
Index
Colors
Pallets
BeamGrid
CubeGrid
CurvGrid
EuroClean



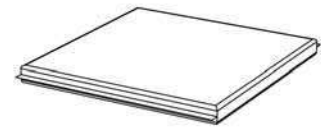
Wall Angle
38.90.122



Wall Angle
C3209



Hanger Wire
96CTL144



Poly-Wrapped Acoustical Pads
58.01.059.008-58.01.064.008

Notes

Index

Colors

Pallets

BeamGrid

CubeGrid

CurvGrid

EuroClean

Product Number	Dimensions			Colors	Packaging			Service Level	(Full Cartons Only)
	Length	Height	Face		LF	Pieces	Weight		

Wall Angle – Aluminum with Hemmed Edges

38.90.122.xxx	12'	15/16"	15/16"	01 White/08 Black/44 Satin Silver	120	10	10	1
38.90.122.xxx	12'	15/16"	15/16"	Other Colors	120	10	10	3
38.90.122.xxx	12'	15/16"	15/16"	Reflective/Anodized*	120	10	10	2

Product Number	Dimensions			Colors	Weight		Service Level
	Length	Height	Face		Per Piece		

Wall Angle – Painted Both Sides

C3209.xxx	10'	2"	1"	01 White/08 Black/44 Satin Silver	2	2
C3209.xxx	10'	2"	1"	Other Colors	2	3
C3209.xxx	10'	2"	1"	Reflective/Anodized*	2	2

*Reflective and Anodized finishes on one side only.

Product Number	Description	Packaging			Service Level	Per Bundle
		Feet	Pieces	Weight		

Hanger Wire

96CTL144	12', bundled	-	-	50	0
----------	--------------	---	---	----	---

Product Number	Panel Size	Description	Weight Per Piece	Service Level	08 Black
----------------	------------	-------------	------------------	---------------	----------


Poly-Wrapped Acoustical Pads

58.01.059.008	24" x 24"	1" x 1 lb.	0.50	2
58.01.064.008	24" x 24"	1 1/2" x 1 lb.	0.75	2

NOTES

EuroClean™

Sealed Edges/Glass Fiber Panels




EuroClean
8304.01-8305.01

Product Notes

- Notes: • Product sold in full cartons only.
Service: • Service Level represents 0-1,999 Sq. Ft.

Quantity	Service Level
2,000 - 5,999	3
6,000+	6



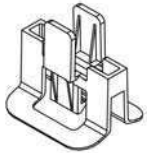
EuroClean
8304.01-8305.01

Product Number	Panel Size	Packaging		Service Level	Price Per Sq. Ft. 01 White	01 White
		Sq. Ft.	Pieces			

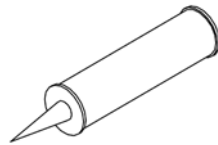
Lay-in Square Edge Panels — for 15/16" Grid

3/4" Panels

8304.01	24" x 24"	112	28	40	0	2.50
8305.01	24 x 48"	112	14	40	0	2.50



Plastic Hold Down Clip
8306.01



Silicon Joint Sealant
8307.01



Cut Edge Sealant
8308.01



Inspection Panel
8310.01

Product Number	Description	Packaging		Service Level
		Pieces	Weight	


Accessories

8306.01	Plastic Hold Down Clip – for power wash application	–	–	0
8307.01	Silicon based anti-fungicide joint sealant	1	1.0	0
8308.01	Cut edge sealant (does 100-120 LF cuts)	1	3.5	0
8310.01	Inspection panel (24" x 24")	1	7.0	4

Notes
Index
Colors
Pallets
BeamGrid
CubeGrid
CurvGrid
EuroClean

EuroClean™ PVF

Waterproof Polyvinyl Fluoride Film/Glass Fiber Panels



EuroClean PVF
8300.01-8302.01

EuroClean PVF

EuroFoam

Eurostone

Infinity

Intaline

Magna T-Cell


Metalline

Monarch

Product Notes

- Notes:
- Product sold in full cartons only.
- Service:
- Service Level represents 0-1,999 Sq. Ft.

Quantity	Service Level
2,000 - 5,999	3
6,000+	6



EuroClean PVF
8300.01-8302.01-8303.01

Product Number	Panel Size	Packaging			Service Level	Price Per Sq. Ft. 01 White	01 White
		Sq. Ft.	Pieces	Weight			

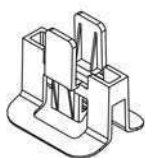
Lay-in Square Edge Panels — for 15/16" Grid

3/4" Panels

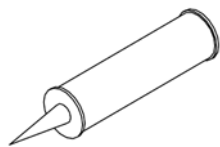
8300.01	24" x 24"	80	20	34	0	6.50
8302.01	24" x 48"	112	14	45	0	6.50

3/4" Perimeter Panel

8303.01	24" x 48"	112	14	60	0	6.50
---------	-----------	-----	----	----	---	------




Plastic Hold Down Clip
8306.01



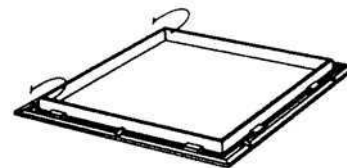
Silicon Joint Sealant
8307.01



Cut Edge Sealant
8308.01



Repair Tape
8309.01



Inspection Panel
8310.01


Product Number	Description	Packaging		Service Level
		Pieces	Weight	

Accessories

8306.01	Plastic Hold Down Clip – for power wash application	–	–	0
8307.01	Silicon based anti-fungicide joint sealant	1	1.0	0
8308.01	Cut edge sealant (does 100-120 LF cuts)	1	3.5	0
8309.01	Repair tape (2 3/8" wide x 82 LF)	1	0.5	0
8310.01	Inspection panel (24" x 24")	1	7.0	4

EuroFoam™

Acoustical Melamine Panels



EuroFoam
8400.01-8401.01-8402.01-8403.01

EuroClean PVF

EuroFoam

Eurostone

Infinity

Intaline

Magna T-Cell


Metaline

Monarch

Product Notes

- Notes: • Product sold in full cartons only.
- Service: • Service Level represents 0-9,599 Sq. Ft.

Quantity	Service Level
9,600 - 19,999	3
20,000+	6



EuroFoam
8400.01-8401.01-8402.01-8403.01

Product Number	Panel Size	Packaging		Weight	Service Level	01 White
		Sq. Ft.	Pieces			

Lay-in Square Edge Panels — for 9/16", 15/16" and 13/8" Grid

5/8" Panels

8400.01	24" x 24"	80	20	8	0
8401.01	24" x 48"	160	20	15	0
8402.01	48" x 48"	320	20	30	6
8403.01	48" x 96"	640	20	60	6

EuroClean PVF
 EuroFoam
 Eurostone
 Infinity
 Intaline
 Magna T-Cell
 Metaline
 Monarch

Eurostone™

Sustainable Ceiling Panels

Natural



Terric
8601-8651



Montreaux
8602-8652



Cresta
8606-8656

Scored



Novum
8615-8665



Windsor
8617-8667



Tetrum
8619-8669

Product Notes

- Notes:
- Product sold in full cartons only.
 - Minimum order - 3 cartons - 96 Sq. Ft.
 - Minimum order for Colors is 10,080 Sq. Ft. (315 cartons).

- Service:
- Service Level represents 0-5,760 Sq. Ft.

Quantity	Service Level
5,760+	3

- Colors - Service Level +2 weeks after color approval.

- Adders:
- Custom logo panels add \$450.00 for mold and \$12.00 per carton (list).
 - Colors - add \$0.50 per Sq. Ft.

EuroClean PVF | EuroFoam | Eurostone | Infinity | Intaline | Magna T-Cell | Metaline | Monarch

Product Number	Panel Size	Pattern	Packaging			Service Level	01 White
			Sq. Ft.	Pieces	Weight		

Natural Panels

7/8" Lay-in Square Edge Panels – for 15/16" Grid

8551.01	24" x 24"	Terric	32	8	51	0
8552.01	24" x 24"	Montreaux	32	8	51	1

7/8" Lay-in Reveal Edge Panels – for 15/16" Grid

8601.01	24" x 24"	Terric	32	8	51	0
8602.01	24" x 24"	Montreaux	32	8	51	1
8606.01	24" x 24"	Cresta	32	8	51	1

7/8" Lay-in Reveal Edge Panels — for 9/16" T-Grid

8651.01	24" x 24"	Terric	32	8	51	1
8652.01	24" x 24"	Montreaux	32	8	51	3
8656.01	24" x 24"	Cresta	32	8	51	3

Scored Panels

7/8" Lay-in Reveal Edge Panels – for 15/16" Grid

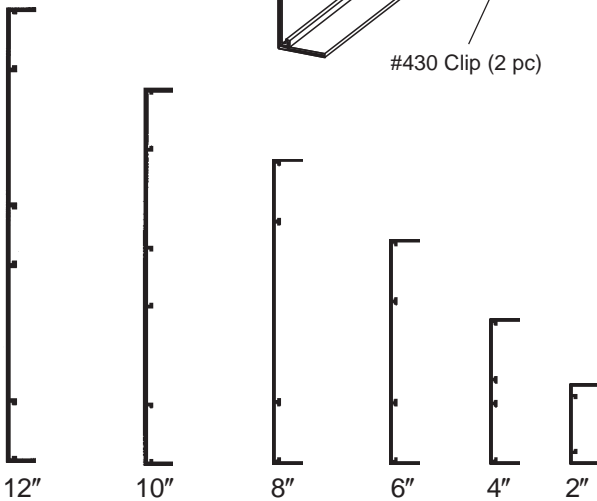
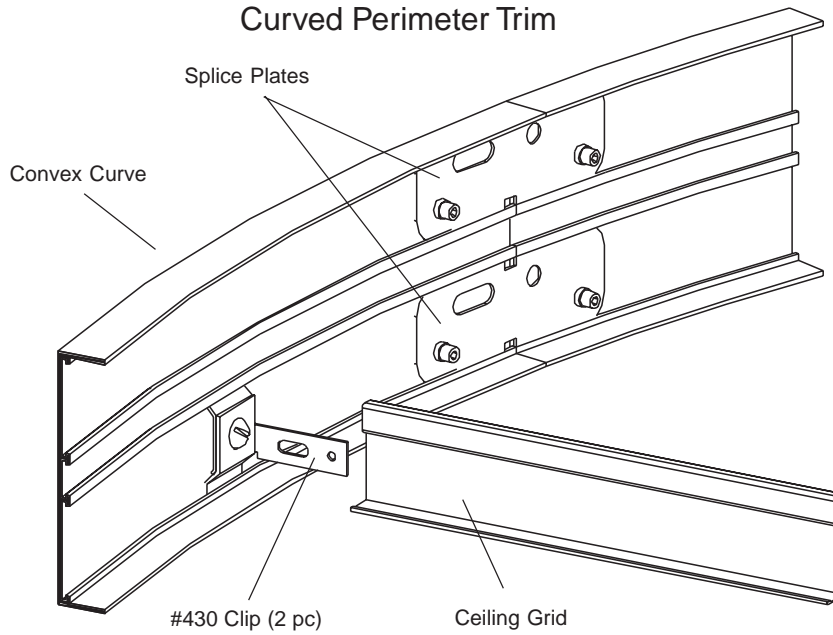
8615.01	24" x 24"	Novum	32	8	51	1
8617.01	24" x 24"	Windsor	32	8	51	1
8619.01	24" x 24"	Tetrum	32	8	51	1

7/8" Lay-in Reveal Edge Panels — for 9/16" T-Grid

8665.01	24" x 24"	Novum	32	8	51	3
8667.01	24" x 24"	Windsor	32	8	51	3
8669.01	24" x 24"	Tetrum	32	8	51	3

EuroClean PVF
 EuroFoam
 Eurostone
 Infinity
 Intaline
 Magna T-Cell
 Metaline
 Monarch

Curved Perimeter Trim



Estimator Guide

1. LF of straight.
2. LF of curved.
3. Number of corners.
4. Total and apply discount.
5. If 2-side paint, add LF pricing.
6. Add \$125.00 (list) for approval drawing.
7. Total project price.

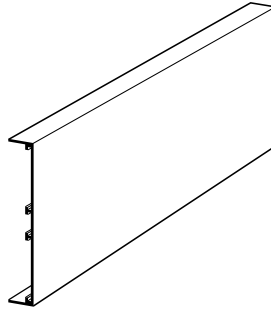
Product Notes

- Notes:
- Pricing is for paint one side only.
 - Standard straight length is 12'.
 - Minimum radius is 18".
 - For complex straight projects, engineered pricing is recommended.
 - Engineered pricing is required for all curved projects.
 - Approval drawings are required for all engineered projects.
 - Approval drawings recommended for complex straight panel projects.
 - Installation drawings are included in price.
 - Custom color matching requires customer color sample or paint manufacturer and color number.
 - Custom color approval samples are available upon request - Service Level 2 weeks.

Service: • Service Level represents 0-500 LF.

Quantity	Quick Ship Service Level	Engineered Service Level	Engineered Service Level
	001 White	001 White, 008 Black, 044 Satin Silver	Other Painted Colors
501 - 999	2	4	5
1,000- 2,999	3	5	6

- Adders:
- Custom colors - Service Level begins after receipt of color approval.
 - Service Level begins after receipt of shop drawing approval.
 - Add \$2.00/LF (list) for 2-side paint (includes splices and clips).
 - Colors other than 08 Black, 01 White and 44 Satin Silver - orders less than 100 LF - add \$125.00 (list).
 - Factory mitered corner cuts are available in lieu of corner kit. Add \$12.00 (list) per corner (2 cuts).
 - Approval drawings for all engineered panel projects add \$125.00 (list).



Straight Panel
01470Q / 01471Q / 01472Q / 01473Q / 01474Q

Product Number	Dimensions			Feet	Per Order		Service Level	01 White
	Length	Height	Face		Pieces	Weight/LF		

Trim

Straight

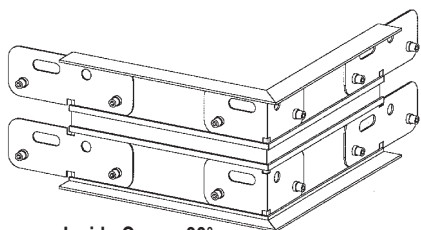
01470Q01	12'	2"	3/4"	Per Order	0.25	1
01471Q01	12'	4"	3/4"	Per Order	0.55	1
01472Q01	12'	6"	3/4"	Per Order	0.92	1
01473Q01	12'	8"	3/4"	Per Order	1.1	1
01475Q01	12'	10"	3/4"	Per Order	1.42	1

Note: Pricing does not include splices and clips.

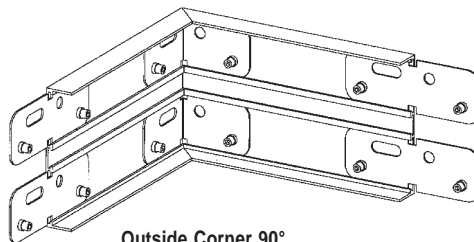
Accessory Guide

Accessories	Number of components needed by Infinity panel depth					
	2"	4"	6"	8"	10"	12"
Corner splice plates - for field mitered 90° corner	1	2	2	2	3	3
Standard splice plates - for straight end to end panel joint	1	2	2	2	3	3
Grid clip - for each grid/Infinity intersection	1	1	1	1	1	1

EuroClean PVF
EuroFoam
Eurostone
Infinity
Intaline
Magna T-Cell
Metaline
Monarch



Inside Corner 90°
01471IM / 01472IM / 01473IM



Outside Corner 90°
01471TM / 01472TM / 01473TM

Product Number	Dimensions			Feet	Per Order		Service Level	01 White
	Length	Height	Face		Pieces	Weight		

Factory Mitered Corner Kits (unassembled)

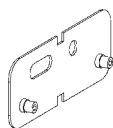
2" kit contains: Two (2) 12" Straight Trim pieces with mitered corners; one (1) Corner Splice; two (2) Straight Splices.
 4", 6", and 8" kit contains: Two (2) 12" Straight Trim pieces with mitered corners; two (2) Corner Splices; four (4) Straight Splices.
 10", and 12" kit contains: Two (2) 12" Straight Trim pieces with mitered corners; three (3) Corner Splices; six (6) Straight Splices.

Inside Corners 90°

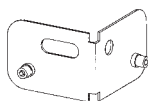
01470IM01	1'	2"	3/4"	Per Order	1
01471IM01	1'	4"	3/4"	Per Order	1
01472IM01	1'	6"	3/4"	Per Order	1
01473IM01	1'	8"	3/4"	Per Order	1
01475IM01	1'	10"	3/4"	Per Order	1
1474IM01	1'	12"	3/4"	Per Order	1

Outside Corners 90°

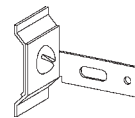
01470TM01	1'	2"	3/4"	Per Order	1
01471TM01	1'	4"	3/4"	Per Order	1
01472TM01	1'	6"	3/4"	Per Order	1
01473TM01	1'	8"	3/4"	Per Order	1
01475TM01	1'	10"	3/4"	Per Order	1
1474TM01	1'	12"	3/4"	Per Order	1



Splice Plate - 414



Corner Splice Plates - 417 / 429



Grid Clip (2 parts) - 430

Product Number	Description	Per Order		Service Level
		Pieces	Weight	

Accessories

Splice Plate

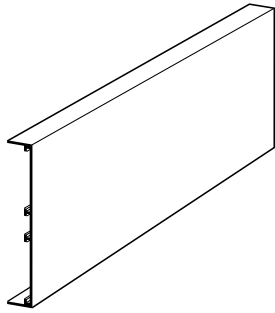
414.00	Joins trim together	Per Order	0
--------	---------------------	-----------	---

Corner Splice Plates

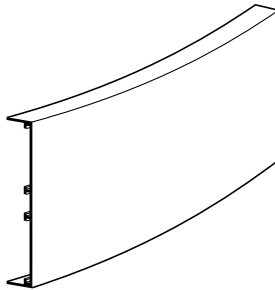
417.00	Joins trim at inside corners	Per Order	0
429.00	Joins trim at outside corners	Per Order	0

Grid Clip

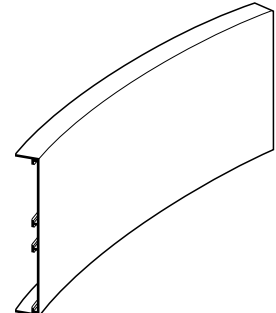
430.00	Joins grid to trim (2 parts)	Per Order	0
--------	------------------------------	-----------	---



Straight Panel
01470S / 01471S / 01472S
01473S - 01474S - 01475S



Outside Curve (convex)
1470C / 1471C / 1472C
1473C / 1474C / 1475C



Inside Curve (concave)
1470C / 1471C / 1472C
1473C / 1474C / 1475C

Product Number	Dimensions			Per Order			Service Level
	Length	Height	Face	Feet	Pieces	Weight/LF	
							01 White, 08 Black, 44 Satin Silver Other Colors

System

Straight – Includes Panels, Splice Plates and Grid Clips

01470S.xxx	12'	2"	3/4"	Per Order	0.25	3
01470S.xxx	12'	2"	3/4"	Per Order	0.25	4
01471S.xxx	12'	4"	3/4"	Per Order	0.55	3
01471S.xxx	12'	4"	3/4"	Per Order	0.55	4
01472S.xxx	12'	6"	3/4"	Per Order	0.92	3
01472S.xxx	12'	6"	3/4"	Per Order	0.92	4
01473S.xxx	12'	8"	3/4"	Per Order	1.1	3
01473S.xxx	12'	8"	3/4"	Per Order	1.1	4
01475S.xxx	12'	10"	3/4"	Per Order	1.42	3
01475S.xxx	12'	10"	3/4"	Per Order	1.42	4
1474S.xxx	12'	12"	3/4"	Per Order	1.84	3
1474S.xxx	12'	12"	3/4"	Per Order	1.84	4

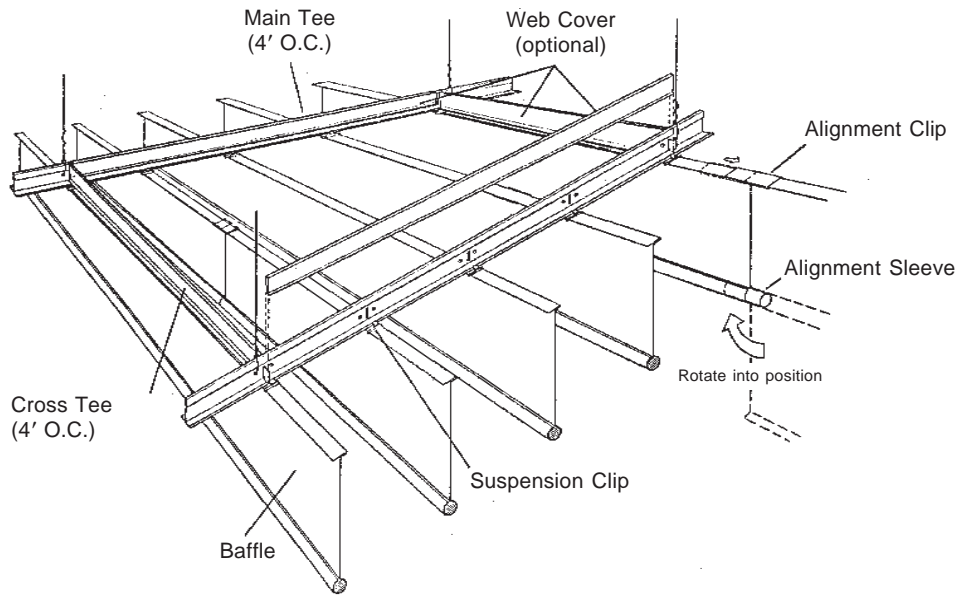
Curved – Includes Panels, Splice Plates and Grid Clips

01470C.xxx	Varies	2"	3/4"	Per Order	0.25	3
01470C.xxx	Varies	2"	3/4"	Per Order	0.25	4
01471C.xxx	Varies	4"	3/4"	Per Order	0.55	3
01471C.xxx	Varies	4"	3/4"	Per Order	0.55	4
01472C.xxx	Varies	6"	3/4"	Per Order	0.92	3
01472C.xxx	Varies	6"	3/4"	Per Order	0.92	4
01473C.xxx	Varies	8"	3/4"	Per Order	1.1	3
01473C.xxx	Varies	8"	3/4"	Per Order	1.1	4
01475C.xxx	Varies	10"	3/4"	Per Order	1.42	3
01475C.xxx	Varies	10"	3/4"	Per Order	1.42	4
1474C.xxx	Varies	12"	3/4"	Per Order	1.84	3
1474C.xxx	Varies	12"	3/4"	Per Order	1.84	4

Eurostone EuroFoam EuroClean PVF Intaline Magna T-Cell Metaline Monarch Infinity

Intaline™

Baffle Ceiling



Estimator Guide

Baffle (LF):	4" O.C. = Sq. Ft. x 3
	6" O.C. = Sq. Ft. x 2
	8" O.C. = Sq. Ft. x 1.5
	10" O.C. = Sq. Ft. x 1.2

Main Tee (LF) = Sq. Ft. ÷ 4

Cross Tee (LF) = Sq. Ft. ÷ 4

Web Cover (pcs) = Main Runner (LF) + Cross Tee (LF) ÷ 4

Suspension Clip (pcs) = quantity of 12' baffle pieces x 3.

Alignment Clip - top (pcs) = quantity of baffle pieces.

Alignment Sleeve - bottom (pcs) = quantity of baffle pieces.

Product Notes

- Notes:
- Standard baffle length is 12'.
 - Special baffle lengths are available from 2' to 16'.
 - Custom color matching requires customer color sample or paint manufacturer and color number.

- Service:
- Service Level represents 0-4,999 LF.

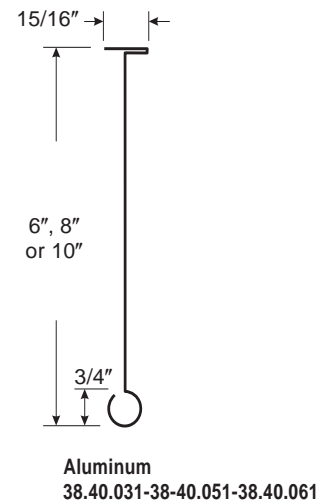
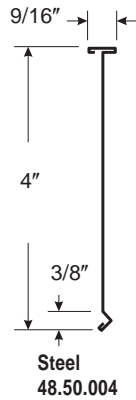
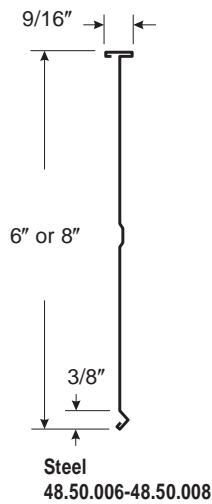
Quantity	Service Level	
	White 01, Black 08	Other Painted Colors
5,000 - 9,999	3	5
10,000 - 25,000	4	6

- Custom color approval samples are available upon request - Service Level 2 weeks.
- Custom colors - Service Level begins after receipt of color approval.

- Adders:
- Other lengths - orders less than 200 LF add \$125.00 (list) set-up charge.
 - Other painted colors - orders less than 240 LF add \$125.00 (list).

- Pricing:
- Other painted colors - Aluminum - For orders 8,000 LF and greater use 01 White, 08 Black pricing.
 - Other painted colors - Steel - For orders greater than 25,000 LF, contact CM for price and availability.

- Colors:
- Aluminum round based anodized - finished one side only - contact CM for price and availability.



Product Number	Length	Colors	Packaging			Service Level	(Full Cartons Only)
			LF	Pieces	Weight		

Steel Baffles

4" V Base – 0.020"

48.50.004.01	12'	01 White	120	10	46	2
48.50.004.08	12'	08 Black	120	10	46	2
48.50.004.xxx	12'	Other Colors	120	10	46	4

6" V Base – 0.020"

48.50.006.01	12'	01 White	120	10	63	2
48.50.006.08	12'	08 Black	120	10	63	4
48.50.006.xxx	12'	Other Colors	120	10	63	4

8" V Base – 0.020"

48.50.008.xxx	12'	01 White	120	10	79	2
48.50.008.xxx	12'	08 Black	120	10	79	4
48.50.008.xxx	12'	Other Colors	120	10	79	4

Aluminum Baffles

6" Round Base – 0.032"

38.40.031.01	12'	01 White	240	20	46	2
38.40.031.08	12'	08 Black	240	20	46	4
38.40.031.xxx	12'	Other Colors	240	20	46	4

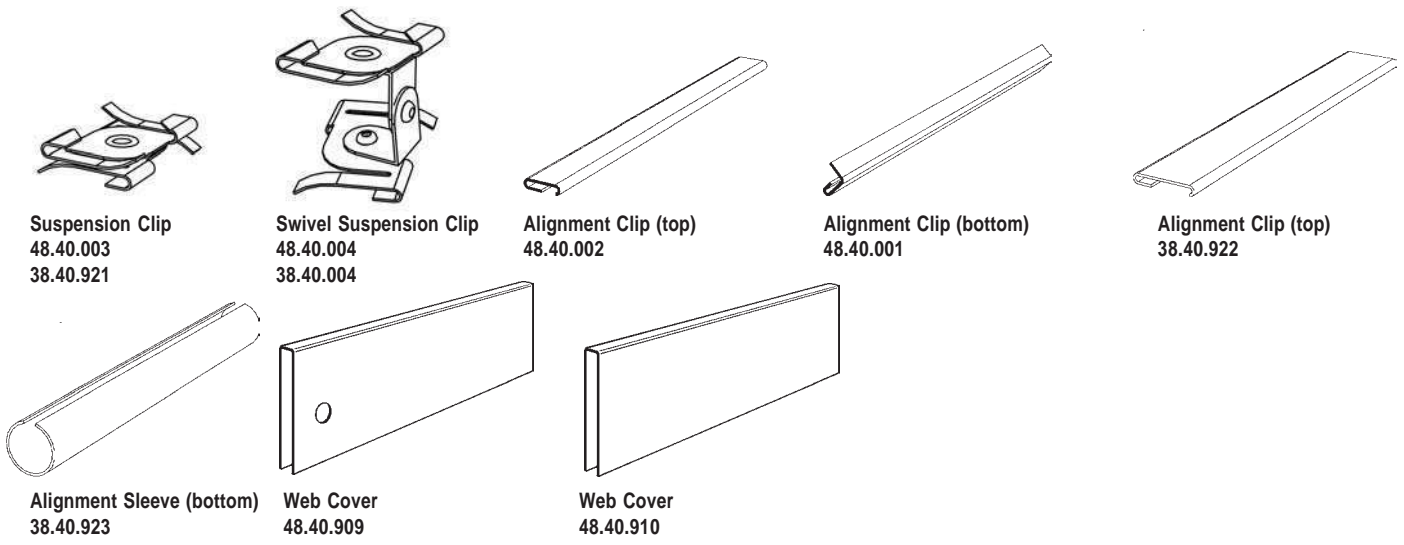
8" Round Base – 0.032"

38.40.051.01	12'	01 White	240	20	58	2
38.40.051.08	12'	08 Black	240	20	58	4
38.40.051.xxx	12'	Other Colors	240	20	58	4

10" Round Base – 0.032"

38.40.061.01	12'	01 White	240	20	68	2
38.40.061.08	12'	08 Black	240	20	68	4
38.40.061.xxx	12'	Other Colors	240	20	68	4

EuroClean PVF
 EuroFoam
 Eurostone
 Infinity
 Intaline
 Magna T-Cell
 Metaline
 Monarch



Suspension Clip 48.40.003 38.40.921
Swivel Suspension Clip 48.40.004 38.40.004
Alignment Clip (top) 48.40.002
Alignment Clip (bottom) 48.40.001
Alignment Clip (top) 38.40.922

Alignment Sleeve (bottom) 38.40.923
Web Cover 48.40.909
Web Cover 48.40.910

Product Number	Description	Packaging		Service Level	(Full Cartons Only)
		Pieces	Weight		

Accessories

Suspension Clip

48.40.003.008	Steel baffle to 15/16" grid-Black	100	1	0
38.40.921.008	Aluminum baffle to 15/16" grid-Black	100	1	0

Swivel Suspension Clip

48.40.004.008	Steel baffle to 15/16" grid-Black	25	2	4
38.40.004.008	Aluminum baffle to 15/16" grid-Black	25	2	4

Alignment Clip (top)

48.40.002	Steel baffle-Clear	100	1	0
38.40.922	Aluminum baffle-Clear	50	1	0

Alignment Clip (bottom)

48.40.001	Steel baffle	100	1	0
-----------	--------------	-----	---	---

Alignment Sleeve (bottom)

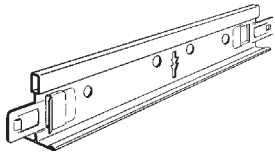
38.40.923	Aluminum baffle	50	1	0
-----------	-----------------	----	---	---

Product Number	Dimensions			Description	Weight Per Piece	Service Level	Color Options	
	Length	Height	Face				01 White, 08 Black	Other Painted Colors

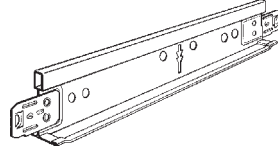
Web Covers*

48.40.909.xxx	4'	2"	9/16"	With hanger holes	0.50	2		
48.40.909.xxx	4'	2"	9/16"	With hanger holes	0.50	4		
48.40.910.xxx	4'	2"	9/16"	Without hanger holes	0.50	2		
48.40.910.xxx	4'	2"	9/16"	Without hanger holes	0.50	4		

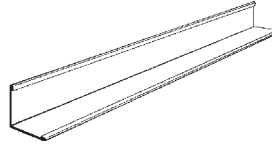
* Optional when used with standard grid.



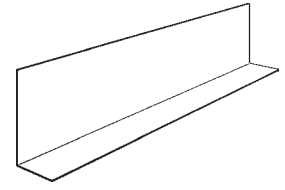
Main Tee
C211M



Cross Tee
C1214M



Wall Angle
38.90.122



Wall Angle
C3209

Product Number	Dimensions			Colors	Packaging			Service Level	(Full Cartons Only)
	Length	Height	Face		Feet	Pieces	Weight		

15/16" Grid

Main Tee (Intermediate Duty) – Slotting is 48" O.C.

C211M.08.B	12'	1 1/2"	15/16"	Web/Cap: 08 Black	300	25	73	2
C211M.xxx.Y	12'	1 1/2"	15/16"	Web/Cap: Other Colors	300	25	73	4

Cross Tee – Stab-in

C1214M.08.B	4'	1 1/2"	15/16"	Web/Cap: 08 Black	200	50	49	2
C1214M.xxx.Y	4'	1 1/2"	15/16"	Web/Cap: Other Colors	200	50	49	4

Product Number	Dimensions			Colors	Packaging			Service Level	(Full Cartons Only)
	Length	Height	Face		LF	Pieces	Weight		

Wall Angle – Aluminum with Hemmed Edges

38.90.122.xxx	12'	15/16"	15/16"	01 White/08 Black/44 Satin Silver	120	10	10	1
38.90.122.xxx	12'	15/16"	15/16"	Other Colors	120	10	10	3
38.90.122.xxx	12'	15/16"	15/16"	Reflective/Anodized*	120	10	10	2

Product Number	Dimensions			Colors	Weight		Service Level
	Length	Height	Face		Per Piece		

Wall Angle – Painted Both Sides

C3209.xxx	10'	2"	1"	01 White/08 Black/44 Satin Silver	2	2
C3209.xxx	10'	2"	1"	Other Colors	2	3
C3209.xxx	10'	2"	1"	Reflective/Anodized*	2	2

*Reflective and Anodized finishes on one side only.

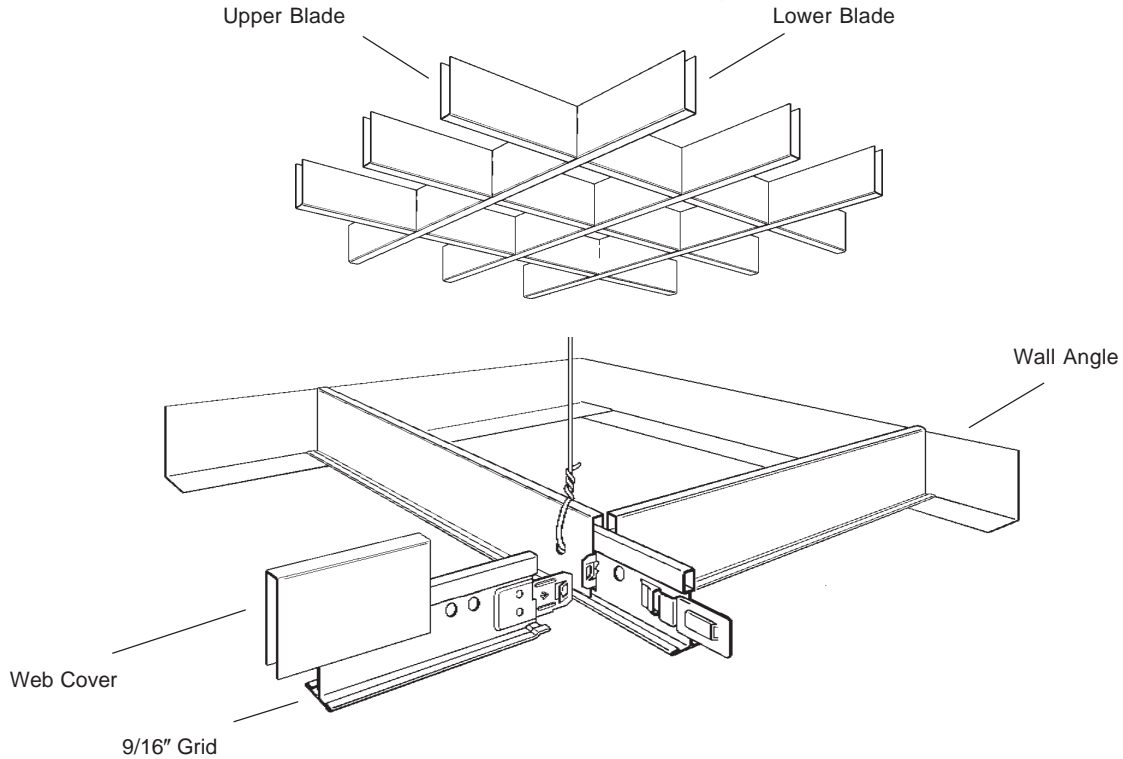
Product Number	Description	Packaging			Service Level	Per Bundle
		Feet	Pieces	Weight		

Hanger Wire

96CTL144	12', bundled	–	–	50	0
----------	--------------	---	---	----	---

Magna T-Cell™

Open Cell Ceiling



Reference Guide - Standard Colors and Finishes

Standard Colors	Reflective Finishes	Anodized Finishes
01 White	371 Preferred Lacquer Mill	14 Chromecoat
08 Black		16 Brasscoat
44 Satin Silver		509 Coppercoat

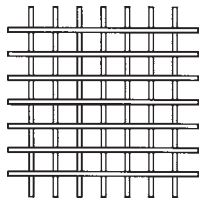
Product Notes

- Notes:
- Unassembled Sq. Ft. pricing includes grid, web covers, upper and lower blades.
 - Assembled Sq. Ft. pricing includes grid, web covers and assembled upper and lower blades.
 - Round up Sq. Ft. quantities to full size panels.
 - Painted steel grid cap and web covers may be substituted for aluminum.
 - Custom color matching requires customer color sample or paint manufacturer and color number.
- Service:
- Service Level represents 0-2,499 Sq. Ft.

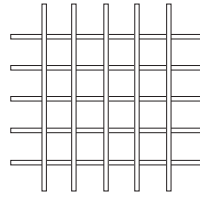
Quantity	Service Level (Unassembled / Assembled)			
	White 01, Black 08, Satin Silver 044	Other Colors	Preferred Lacquer Mill 371	Anodized
2,500 - 4,999	3/4	5/6	3/4	3/NA
5,000 - 9,999	4/5	6/7	4/5	4/NA
10,000 - 25,000	6/7	6/8	6/7	6/NA

- Sizes:
- Adders:
- Pricing:
- Custom color approval samples are available upon request - Service Level 2 weeks.
 - Custom colors - Service Level begins after receipt of color approval.
 - Metric sizes - add \$400.00 (list) set-up charge.
 - Other painted colors - orders less than 200 Sq. Ft. add \$125.00 (list).
 - Other colors - orders greater than 10,000 Sq. Ft. use 01 White, 008 Black, 44 Satin Silver pricing.
 - Custom Colors - Pricing may vary depending on product and size of order.
 - Anodized Finishes - Available Unassembled Only with strippable film.

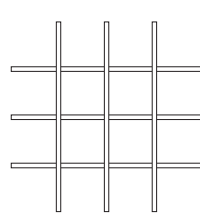
2' x 2' - 3" x 3" Cells



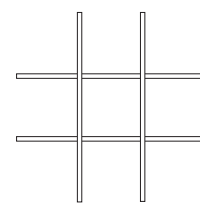
2' x 2' - 4" x 4" Cells



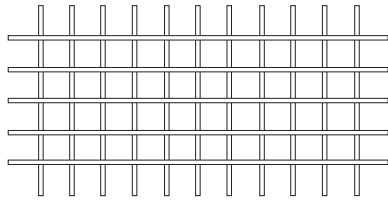
2' x 2' - 6" x 6" Cells



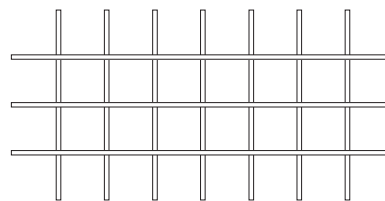
2' x 2' - 8" x 8" Cells



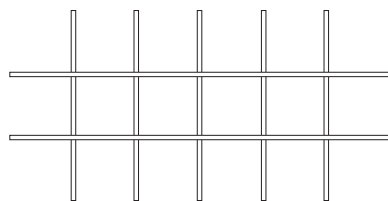
2' x 4' - 4" x 4" Cells



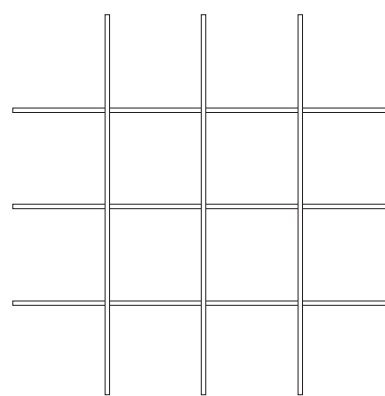
2' x 4' - 6" x 6" Cells



2' x 4' - 8" x 8" Cells



4' x 4' - 12" x 12" Cells



Estimator Guide

Unassembled Panel Component Requirements

Panel Size	Panels (pcs per Sq. Ft.)	Cell Size	Top Blade Length	Top Blade (pcs per panel)	Bottom Blade Length	Bottom Blade (pcs per panel)
2' x 2'	0.25	3" x 3"	2'	7	2'	7
2' x 2'	0.25	4" x 4"	2'	5	2'	5
2' x 4'	0.125	4" x 4"	2'	11	4'	5
2' x 2'	0.25	6" x 6"	2'	3	2'	3
2' x 4'	0.125	6" x 6"	2'	7	4'	3
2' x 2'	0.25	8" x 8"	2'	2	2'	2
2' x 4'	0.125	8" x 8"	2'	5	4'	2
4' x 4'	0.063	12" x 12"	4'	3	4'	3

Suspension and Web Cover Component Requirements (LF per Sq. Ft.)

Panel Size	12' Main Runner	4' Cross Tee	4' Cross Tee	2' Web Cover (without hole)	2' Web Cover (with hole)	4' Web Cover (without hole)	4' Web Cover (with hole)
2' x 2'	0.25	0.50	0.25	0.875	0.125	-	-
2' x 4'	0.25	0.50	-	0.125	0.125	0.50	-
4' x 4'	0.25	0.25	-	-	-	0.50	0.25

Magna T-Cell
 Metaline
 EuroFoam
 Eurostone
 Infinity
 Intaline
 EuroClean PVF

Cell Size	Panel Size	Blade Face	Blade Height	Service Level	01 White, 008 Black 44 Satin Silver	Other Colors	371 Preferred Lacquer Mill
-----------	------------	------------	--------------	---------------	--	--------------	-------------------------------

System with Assembled Panels

Complete Panels

3" x 3"	2' x 2'	9/16"	2"	3
3" x 3"	2' x 2'	9/16"	2"	5
4" x 4"	2' x 2'	9/16"	2"	3
4" x 4"	2' x 2'	9/16"	2"	5
4" x 4"	2' x 4'	9/16"	2"	3
4" x 4"	2' x 4'	9/16"	2"	5
6" x 6"	2' x 2'	9/16"	2"	3
6" x 6"	2' x 2'	9/16"	2"	5
6" x 6"	2' x 4'	9/16"	2"	3
6" x 6"	2' x 4'	9/16"	2"	5
8" x 8"	2' x 2'	9/16"	2"	3
8" x 8"	2' x 2'	9/16"	2"	5
8" x 8"	2' x 4'	9/16"	2"	3
8" x 8"	2' x 4'	9/16"	2"	5
12" x 12"	4' x 4'	9/16"	2"	3
12" x 12"	4' x 4'	9/16"	2"	5

EuroClean PVF | EuroFoam | Eurostone | Infinity | Intaline | Magna T-Cell | Metaline | Monarch

Panels

Magna T-Cell™

Cell Size	Panel Size	Length	Pieces of Top	Pieces of Bottom	Service Level	01 White, 08 Black 44 Satin Silver	Other Colors	371 Preferred Lacquer Mill	Anodized Finishes
-----------	------------	--------	---------------	------------------	---------------	---------------------------------------	--------------	-------------------------------	----------------------

System with Unassembled Panels

Complete Panels

3" x 3"	2' x 2'	2'	7	7	2				
3" x 3"	2' x 2'	2'	7	7	4				
4" x 4"	2' x 2'	2'	5	5	2				
4" x 4"	2' x 2'	2'	5	5	4				
4" x 4"	2' x 4'	2'	11	5	2				
4" x 4"	2' x 4'	2'	11	5	4				
6" x 6"	2' x 2'	2'	3	3	2				
6" x 6"	2' x 2'	2'	3	3	4				
6" x 6"	2' x 4'	2'	7	3	2				
6" x 6"	2' x 4'	2'	7	3	4				
8" x 8"	2' x 2'	2'	2	2	2				
8" x 8"	2' x 2'	2'	2	2	4				
8" x 8"	2' x 4'	2'	5	2	2				
8" x 8"	2' x 4'	2'	5	2	4				
12" x 12"	4' x 4'	2'	3	3	2				
12" x 12"	4' x 4'	2'	3	3	4				

Product Number	Cell Size	Panel Size	Blade Height	Blade Face	Packaging			Service Level	White 01, Black 08 Satin Silver 44	Other Colors	Preferred Lacquer Mill 371
					Sq. Ft.	Pieces	Weight				
46.22.003.xxx	3" x 3"	2' x 2'	2"	9/16"	40	10	29.0	3			
46.22.003.xxx	3" x 3"	2' x 2'	2"	9/16"	40	10	29.0	5			
46.22.004.xxx	4" x 4"	2' x 2'	2"	9/16"	40	10	21.0	3			
46.22.004.xxx	4" x 4"	2' x 2'	2"	9/16"	40	10	21.0	5			
46.24.004.xxx	4" x 4"	2' x 4'	2"	9/16"	40	5	22.0	3			
46.24.004.xxx	4" x 4"	2' x 4'	2"	9/16"	40	5	22.0	5			
46.22.006.xxx	6" x 6"	2' x 2'	2"	9/16"	40	10	13.0	3			
46.22.006.xxx	6" x 6"	2' x 2'	2"	9/16"	40	10	13.0	5			
46.24.006.xxx	6" x 6"	2' x 4'	2"	9/16"	40	5	13.5	3			
46.24.006.xxx	6" x 6"	2' x 4'	2"	9/16"	40	5	13.5	5			
46.22.008.xxx	8" x 8"	2' x 2'	2"	9/16"	40	10	8.0	3			
46.22.008.xxx	8" x 8"	2' x 2'	2"	9/16"	40	10	8.0	5			
46.24.008.xxx	8" x 8"	2' x 4'	2"	9/16"	40	5	9.5	3			
46.24.008.xxx	8" x 8"	2' x 4'	2"	9/16"	40	5	9.5	5			
46.44.012.xxx	12" x 12"	4' x 4'	2"	9/16"	40	5	12.5	3			
46.44.012.xxx	12" x 12"	4' x 4'	2"	9/16"	40	5	12.5	5			

* Does not include grid, web covers or wall molding.

Product Number	Cell Size	Panel Size	Blade Height	Blade Face	Packaging		Service Level	01 White, 08 Black 44 Satin Silver	Other Colors	371 Preferred LacquerMill	Anodized Finishes
					Pieces	Weight					

Unassembled Panels – Aluminum

Top Blades – 2' Length

47.2T.003.xxx	3"	2' x 2'	2"	9/16"	1	0.21	2				
47.2T.003.xxx	3"	2' x 2'	2"	9/16"	1	0.21	4				
47.2T.004.xxx	4"	2' x 2'	2"	9/16"	1	0.21	2				
47.2T.004.xxx	4"	2' x 2'	2"	9/16"	1	0.21	4				
47.2T.006.xxx	6"	2' x 2'	2"	9/16"	1	0.21	2				
47.2T.006.xxx	6"	2' x 2'	2"	9/16"	1	0.21	4				
47.2T.008.xxx	8"	2' x 2'	2"	9/16"	1	0.21	2				
47.2T.008.xxx	8"	2' x 2'	2"	9/16"	1	0.21	4				

Top Blade – 4' Length

47.4T.012.xxx	12"	4' x 4'	2"	9/16"	1	0.42	2				
47.4T.012.xxx	12"	4' x 4'	2"	9/16"	1	0.42	4				

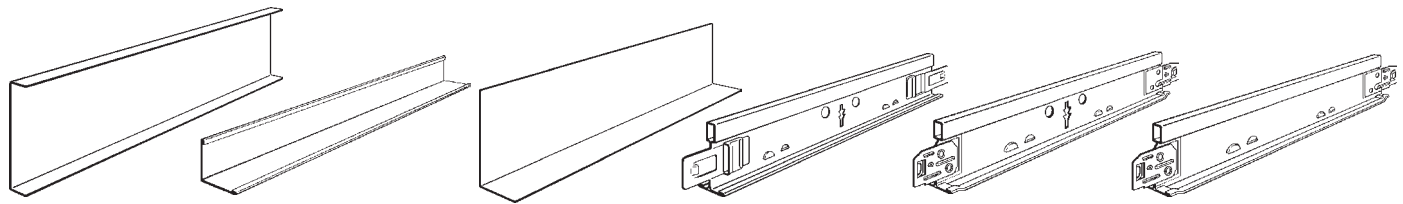
Bottom Blades – 2' Length

47.2B.003.xxx	3"	2' x 2'	2"	9/16"	1	0.21	2				
47.2B.003.xxx	3"	2' x 2'	2"	9/16"	1	0.21	4				
47.2B.004.xxx	4"	2' x 2'	2"	9/16"	1	0.21	2				
47.2B.004.xxx	4"	2' x 2'	2"	9/16"	1	0.21	4				
47.2B.006.xxx	6"	2' x 2'	2"	9/16"	1	0.21	2				
47.2B.006.xxx	6"	2' x 2'	2"	9/16"	1	0.21	4				
47.2B.008.xxx	8"	2' x 2'	2"	9/16"	1	0.21	2				
47.2B.008.xxx	8"	2' x 2'	2"	9/16"	1	0.21	4				

Bottom Blades – 4' Length

47.4B.004.xxx	4"	2' x 4'	2"	9/16"	1	0.42	2				
47.4B.004.xxx	4"	2' x 4'	2"	9/16"	1	0.42	4				
47.4B.006.xxx	6"	2' x 4'	2"	9/16"	1	0.42	2				
47.4B.006.xxx	6"	2' x 4'	2"	9/16"	1	0.42	4				
47.4B.008.xxx	8"	2' x 4'	2"	9/16"	1	0.42	2				
47.4B.008.xxx	8"	2' x 4'	2"	9/16"	1	0.42	4				
47.4B.012.xxx	12"	4' x 4'	2"	9/16"	1	0.42	2				
47.4B.012.xxx	12"	4' x 4'	2"	9/16"	1	0.42	4				

EuroClean PVF
 EuroFoam
 Eurostone
 Infinity
 Intaline
 Magna T-Cell
 Metaline
 Monarch



Edge Cap
46.10.916

Wall Angle
38.90.122

Wall Angle
C3209

Main Tee
10.04000.CH

Cross Tee
10.04014.CH

Cross Tee
10.04022.CH

Product Number	Dimensions			Colors	Weight Per Piece	Service Level
	Length	Height	Face			

Edge Cap – Finish Both Sides*

Product Number	Length	Height	Face	Colors	Weight Per Piece	Service Level
46.10.916.xxx	10'	2 1/16"	9/16" x 3/8"	01 White/08 Black/44 Satin Silver	2	1
46.10.916.xxx	10'	2 1/16"	9/16" x 3/8"	Other Colors	2	3
46.10.916.xxx	10'	2 1/16"	9/16" x 3/8"	Reflective/Anodized*	2	2

* Reflective colors finished on one side only. Note: Edge Cap is for free floating installations.

Product Number	Dimensions			Colors	Packaging		Service Level	(Full Cartons Only)
	Length	Height	Face		LF	Pieces		

Wall Angle – Aluminum with Hemmed Edges

Product Number	Length	Height	Face	Colors	Weight Per Piece	Service Level
38.90.122.xxx	12'	15/16"	15/16"	01 White/08 Black/44 Satin Silver	120	10
38.90.122.xxx	12'	15/16"	15/16"	Other Colors	120	10
38.90.122.xxx	12'	15/16"	15/16"	Reflective/Anodized*	120	10

Product Number	Dimensions			Colors	Weight Per Piece	Service Level
	Length	Height	Face			

Wall Angle – Painted Both Sides

Product Number	Length	Height	Face	Colors	Weight Per Piece	Service Level
C3209.xxx	10'	2"	1"	01 White/08 Black/44 Satin Silver	2	2
C3209.xxx	10'	2"	1"	Other Colors	2	3
C3209.xxx	10'	2"	1"	Reflective/Anodized*	2	2

*Reflective and Anodized finishes on one side only.

Product Number	Dimensions			Colors	Weight Per Piece	Service Level
	Length	Height	Face			

9/16" Grid

Main Tee (Intermediate Duty)

Product Number	Length	Height	Face	Colors	Weight Per Piece	Service Level
10.04.000.xxxCH	12'	1 1/2"	9/16"	01 White/08 Black/44 Satin Silver	3	1
10.04.000.xxxCH	12'	1 1/2"	9/16"	Other Colors	3	3
10.04.000.xxxCH	12'	1 1/2"	9/16"	Reflective/Anodized	3	2

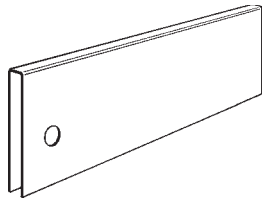
Cross Tees – Stab-in

Product Number	Length	Height	Face	Colors	Weight Per Piece	Service Level
10.04.014.xxxCH	4'	1 1/2"	9/16"	01 White/08 Black/44 Satin Silver	1	1
10.04.014.xxxCH	4'	1 1/2"	9/16"	Other Colors	1	3
10.04.014.xxxCH	4'	1 1/2"	9/16"	Reflective/Anodized	1	2
10.04.022.xxxCH	2'	1 1/2"	9/16"	01 White/08 Black/44 Satin Silver	0.5	1
10.04.022.xxxCH	2'	1 1/2"	9/16"	Other Colors	0.5	3
10.04.022.xxxCH	2'	1 1/2"	9/16"	Reflective/Anodized	0.5	2

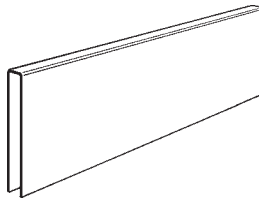
EuroClean PVF EuroFoam Eurostone Infinity Intaline Magna T-Cell Metaline Monarch

Accessories

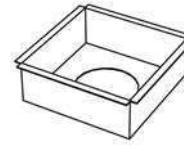
Magna T-Cell™



Web Cover
48.40.907 48.40.909



Web Cover
48.40.908 48.40.910



Infill Panel
38.06

Product Number	Length	Description	Weight Per Piece	Service Level	01 White, 08 Black 44 Satin Silver	Other Colors	371 Preferred Lacquer Mill	Anodized Finishes
----------------	--------	-------------	------------------	---------------	---------------------------------------	--------------	-------------------------------	----------------------

Web Covers – Aluminum

48.40.907.xxx	2'	With hanger holes	0.25	2				
48.40.907.xxx	2'	With hanger holes	0.25	4				
48.40.908.xxx	2'	Without hanger holes	0.25	2				
48.40.908.xxx	2'	Without hanger holes	0.25	4				
48.40.909.xxx	4'	With hanger holes	0.50	2				
48.40.909.xxx	4'	With hanger holes	0.50	4				
48.40.910.xxx	4'	Without hanger holes	0.50	2				
48.40.910.xxx	4'	Without hanger holes	0.50	4				

Product Number	Description	Packaging			Service Level	Per Bundle
		Feet	Pieces	Weight		

Hanger Wire

96CTL144	12', bundled	-	-	50	0	
----------	--------------	---	---	----	---	--

Product Number	Cell Size	Height	Maximum Hole Size	Packaging		Service Level	01 White, 08 Black 44 Satin Silver	Other Colors	371 Preferred Lacquer Mill	Anodized Finishes
				Pieces	Weight					

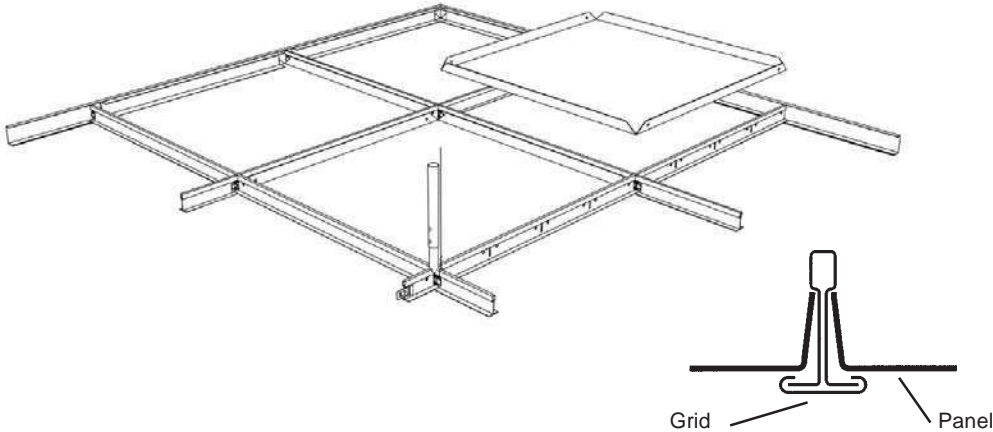
Infill Panels with Cutouts - Flush Fit*

38.06.003.xxx	3" x 3"	2"	2.125"	10	2	4				
38.06.004.xxx	4" x 4"	2"	3.125"	10	2	4				
38.06.006.xxx	6" x 6"	2"	5.125"	10	3	4				
38.06.008.xxx	8" x 8"	2"	7.125"	10	3	4				
38.06.012.xxx	12" x 12"	2"	11.12"	10	4	4				


* Hole size and type (round or square) to be specified at time of order.

Metaline™

Lock-down Security Ceiling for Supervised Areas



Perforation Pattern



Pattern 109R281D
 0.109" diameter holes / 0.281" diagonal (45°)
 centers / 8.7% open area / No border (formerly
 pattern M)

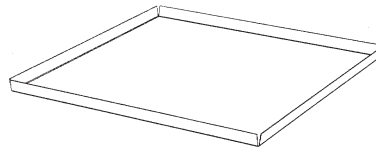
Product Notes

Service: • Service Level represents 0-4,999 Sq. Ft.

Quantity	Service Level
5,000 - 9,999	8
10,000 - 25,000	10

Colors: • Other CM colors - Pricing and Service Level may vary depending on size of order.

EuroClean PVF EuroFoam Eurostone Infinity Intaline Magna T-Cell Metaline Monarch

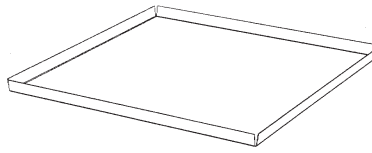


Lock-down Panel
52.35.xxx - 52.36.xxx

Product Number	Panel Size	Description	Packaging			Service Level
			Sq. Ft.	Pieces	Weight	
Panels						
18 ga. Steel						
52.35.121.001	1' x 2'	Non-Perforated	10	5	23	6
52.35.122.001	1' x 2'	Perforated	10	5	21	6
52.35.141.001	1' x 4'	Non-Perforated	20	5	45	6
52.35.142.001	1' x 4'	Perforated	20	5	42	6
52.35.221.001	2' x 2'	Non-Perforated	20	5	45	6
52.35.222.001	2' x 2'	Perforated	20	5	42	6
52.35.241.001	2' x 4'	Non-Perforated	40	5	90	6
52.35.242.001	2' x 4'	Perforated	40	5	85	6
52.36.221.001	2' x 2'	Non-Perforated Access Panel	20	5	45	6
52.36.222.001	2' x 2'	Perforated Access Panel	20	5	42	6
52.36.225.001	2' x 4'	Non-Perforated Access Panel	40	5	90	6
52.36.227.001	2' x 4'	Perforated Access Panel	40	5	85	6
20 ga. Steel						
52.35.123.001	1' x 2'	Non-Perforated	10	5	18	6
52.35.124.001	1' x 2'	Perforated	10	5	17	6
52.35.143.001	1' x 4'	Non-Perforated	20	5	35	6
52.35.144.001	1' x 4'	Perforated	20	5	33	6
52.35.223.001	2' x 2'	Non-Perforated	20	5	35	6
52.35.224.001	2' x 2'	Perforated	20	5	33	6
52.35.243.001	2' x 4'	Non-Perforated	40	5	70	6
52.35.244.001	2' x 4'	Perforated	40	5	66	6
52.36.223.001	2' x 2'	Non-Perforated Access Panel	20	5	35	6
52.36.224.001	2' x 2'	Perforated Access Panel	20	5	33	6
52.36.226.001	2' x 4'	Non-Perforated Access Panel	40	5	70	6
52.36.228.001	2' x 4'	Perforated Access Panel	40	5	66	6

Perforations: Fullface.

EuroClean PVF
EuroFoam
Eurostone
Infinity
Intaline
Magna T-Cell
Metaline
Monarch

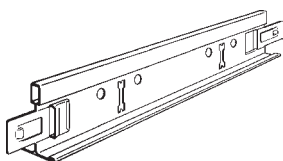


Lock-down Panel
52.35.xxx - 52.36.xxx

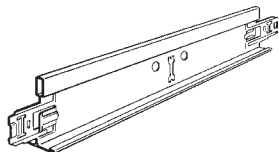
Product Number	Panel Size	Description	Packaging			Service Level
			Sq. Ft.	Pieces	Weight	
Panels						
0.040 Aluminum						
52.31.121.001	1' x 2'	Non-Perforated	10	5	6	6
52.31.122.001	1' x 2'	Perforated	10	5	6	6
52.31.141.001	1' x 4'	Non-Perforated	20	5	6	6
52.31.142.001	1' x 4'	Perforated	20	5	6	6
52.31.221.001	2' x 2'	Non-Perforated	20	5	6	6
52.31.222.001	2' x 2'	Perforated	20	5	6	6
52.31.241.001	2' x 4'	Non-Perforated	40	5	6	6
52.31.242.001	2' x 4'	Perforated	40	5	6	6
52.32.221.001	2' x 2'	Non-Perforated Access Panel	20	5	6	6
52.32.222.001	2' x 2'	Perforated Access Panel	20	5	6	6
52.32.227.001	2' x 4'	Non-Perforated Access Panel	40	5	6	6
52.32.228.001	2' x 4'	Perforated Access Panel	40	5	6	6

Perforations: Full face.


EuroClean PVF
EuroFoam
Eurostone
Infinity
Intaline
Magna T-Cell
Metaline
Monarch



Main Tee
52.39.112



Cross Tee
52.39.004-52.39.002
52.39.001



Wall Channel
52.18.065

Product Number	Dimensions			Feet	Packaging		Service Level
	Length	Height	Face		Pieces	Weight	

15/16" Grid

Metaline Main Tee (Heavy Duty)

Product Number	Length	Height	Face	Feet	Pieces	Weight	Service Level
55.39.112.001H	12'	1 1/2"	15/16"	300	25	93	2

Metaline Cross Tee

Product Number	Length	Height	Face	Feet	Pieces	Weight	Service Level
55.39.004.001H	4'	1 1/2"	15/16"	200	50	67	2
55.39.002.001H	2'	1 1/2"	15/16"	150	75	52	2
55.39.001.001H	1'	1 1/2"	15/16"	100	100	35	2

Product Number	Dimensions			Feet	Packaging		Service Level
	Length	Height	Face		Pieces	Weight	

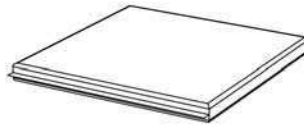
Wall Channel – 18 ga. Steel

Product Number	Length	Height	Face	Feet	Pieces	Weight	Service Level
55.18.065.001	10'	1 1/2"	15/16" x 15/16"	Per Order			2

Product Number	Description	Packaging			Service Level	Per Bundle
		Feet	Pieces	Weight		

Hanger Wire

Product Number	Description	Feet	Pieces	Weight	Service Level
96CTL144	12' bundled	-	-	50	0



Poly-Wrapped Acoustical Pads
58.01.059.08-58.01.064.08

Product Number	Panel Size	Description	Weight Per Piece	Service Level	08 Black
Poly-Wrapped Acoustical Pads					
52.00.023.08	1' x 2'	1" x 1 lb.	0.25	2	
52.01.059.08	2' x 2'	1" x 1 lb.	0.50	2	
52.01.061.08	2' x 4'	1" x 1 lb.	1.00	2	
52.00.025.08	1' x 2'	1 1/2" x 1 lb.	0.25	2	
52.01.064.08	2' x 2'	1 1/2" x 1 lb.	0.50	2	
52.01.063.08	2' x 4'	1 1/2" x 1 lb.	1.00	2	

Wire Grid Spacer

60.00.021	-	2' x 2', Steel	0.50	0
60.00.020	-	1' x 2', Steel	0.25	0

Product Number	Dimensions			Packaging			Service Level
	Length	Height	Face	Feet	Pieces	Weight	

Hold Down Inserts for 1 1/2" Channel - 18 ga. Steel

58.06.637	11"	17/16"	3/4" x 3/4"	Per Order	0
58.06.639	22"	17/16"	3/4" x 3/4"	Per Order	0

Product Number	Description	Packaging			Service Level
		Feet	Pieces	Weight	

Torx Tamper Resistant Security Screws and Drivers

85.53.291.001	#10 x 3/4" Button Head, White	Per Order	0
85.53.290.001	#12 x 3/4" Button Head, White	Per Order	0
85.53.293	Driver for #10 x 1/2" Screw	Per Order	0
85.53.296	Driver for #12 x 3/4" Screw	Per Order	0

Compression Struts

55.33.001	1' Drop with Screw	-	10	5	2
55.33.002	2' Drop with Screw	-	10	5	2
55.33.003	3' Drop with Screw	-	10	14	2
55.33.004	4' Drop with Screw	-	10	19	2
55.33.005	5' Drop with Screw	-	10	23	2
55.33.006	6' Drop with Screw	-	10	27	2
55.33.007	7' Drop with Screw	-	10	31	2
55.33.008	8' Drop with Screw	-	10	36	2
55.33.009	9' Drop with Screw	-	10	40	2

ZOTEM

Monarch™

Glass Reinforced Gypsum Panels (GRG)



**Executive
8001**



**Egg & Dart
8011**



**Classic
8021**



**Dentil
8031**



**Filler Panel
8111**

Product Notes

Notes: • Custom color matching requires customer color sample or paint manufacturer and color number.

Service: • Service Level represents 0-240 Sq. Ft.

Quantity	Service Level
240+	3

• Custom Colors - Service Level begins after receipt of color approval.

Adders: • Round cut-outs - add \$35.00 each (list).

• Square cut-outs - add \$40.00 each (list).

Colors: • Minimum order for colors is 17 cartons (102 panels).

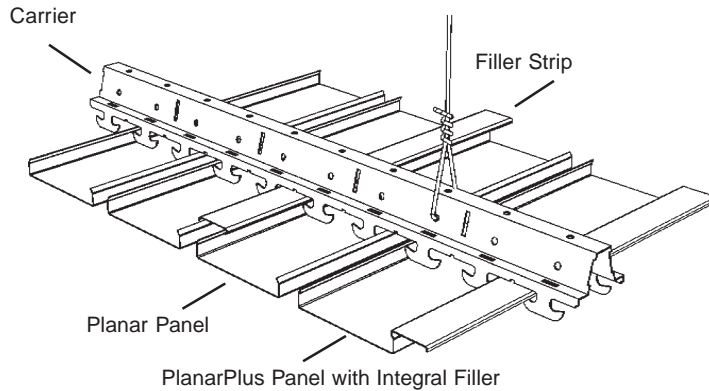
• Minimum order for 01 White is 4 cartons (24 panels).

Product Number	Panel Size	Name	Colors	Packaging			Service Level
				Sq. Ft.	Pieces	Weight	
Lay-in Square Edge Panels — for 15/16" Grid							
2 1/4" Panels							
8001.01	24" x 24"	Executive	01 White	24	6	48	1
8001.xxx	24" x 24"	Executive	Other Painted Colors	24	6	48	4
8011.01	24" x 24"	Egg & Dart	01 White	24	6	48	1
8011.xxx	24" x 24"	Egg & Dart	Other Painted Colors	24	6	48	4
8031.01	24" x 24"	Dentil	01 White	24	6	48	1
8031.xxx	24" x 24"	Dentil	Other Painted Colors	24	6	48	4
1 1/4" Panels							
8021.01	24" x 24"	Classic	01 White	24	6	48	1
8021.xxx	24" x 24"	Classic	Other Painted Colors	24	6	48	4
3/4" Panels							
8111.01	24" x 24"	Filler Panel	01 White	24	6	48	1
8111.xxx	24" x 24"	Filler Panel	Other Painted Colors	24	6	48	4

EuroClean PVF
 EuroFoam
 Eurostone
 Infinity
 Intaline
 Magna T-Cell
 Metaline
 Monarch

Planar® PlanarPlus®

Linear Ceilings




Reference Guide Standard Colors and Finishes

Standard Colors*	Reflective Finishes**	Anodized Finishes
01 White	56 Bright Brass▲	14 Chromecoat
03 Bronze	58 Bright Mirror▲	16 Brasscoat▲▲
08 Black	369 Brushed Gold▲	504 Satin Anodized▲
25 Adobe	371 Preferred Lacquer Mill	509 Coppercoat
27 Parchment	378 Brushed Aluminum▲	
29 Platinum		
33 Manila	Wood Grain Vinyl**	
44 Satin Silver	298 Designer Oak▲	
137 Ebony Bronze		

* See p. 15 Colors/Reference Guide for other metal thickness.
 ** Veneers available — non-perforated only.
 ▲ 0.025" only. ▲▲ 0.032" only.

Perforation Pattern



Pattern 62R218S
 0.0625" diameter holes / 0.218" staggered centers / 0.125" border / 7.5% open area (formerly pattern T)

Estimator Guide

Panel Nominal Size	LF per Sq. Ft.	Sq. Ft. per LF
4"	3.0	0.333

Product Notes

- Notes:
- Standard length is 12' with a panel tolerance of $\pm 1/8"$. Special lengths are available from 2' to 16'.
 - Custom color matching requires customer color sample or paint manufacturer and color number.
 - Other CM colors - For orders 5,000 Sq. Ft. and greater, use standard color pricing.
 - PVDF coatings - Pricing and Service Levels may vary depending on product and size of order.
 - Wood Veneers - Panel to panel shade and grain variations is inherent and not cause for rejection.

- Service:
- Service Level represents 0-4,999 Sq. Ft.

Quantity	Service Level		
	01 White, Standard Colors	Other Painted Colors Vinyl Laminated	Reflective/ Anodized Finishes
5,000- 9,999	3	4	3
10,000- 24,999	4	5	4
25,000- 49,999	6	6	6
50,000- 100,000	8	8	8

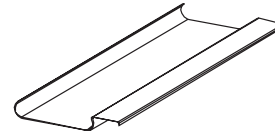
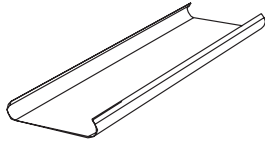
- Custom color match approval samples are available upon request - Service Level 2 weeks.
- Custom colors - Service Level begins after receipt of color approval.

Adders:

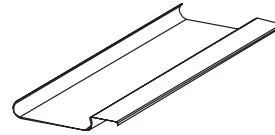
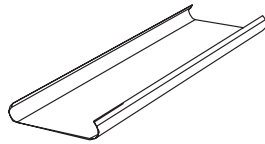
- Perforations - add \$0.35 (list) per LF.
- Soundtex - add \$0.35 (list) per LF.
- Other lengths and colors less than 250 LF add \$125.00 (list) - set-up charge.
- Crating up to 12' long add \$75.00 per crate, up to 16' long add \$150.00 per crate (net).

Panels

Planar® PlanarPlus®



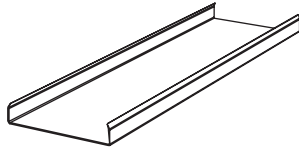
Product Number	Dimensions			Description	Packaging			Service Level
	Length	Height	Face		Feet	Pieces	Weight	
4" Planar Round Edge – Open Reveal								
0.025" Panels – Non-Perforated								
58.01.044.001	12'	5/8"	3 1/4"	01 White	240	20	32	0
58.01.044.xxx	12'	5/8"	3 1/4"	Standard Colors	240	20	32	2
58.01.044.xxx	12'	5/8"	3 1/4"	Other Painted Colors	240	20	32	3
58.01.044.xxx	12'	5/8"	3 1/4"	Reflective Finishes	240	20	32	2
58.01.055.xxx	12'	5/8"	3 1/4"	Anodized Finishes	240	20	32	2
58.01.044.298	12'	5/8"	3 1/4"	298 Designer Oak Vinyl Laminated	240	20	34	3
58.01.044.xxxU	10'	5/8"	3 1/4"	Unfinished Wood Laminated	200	20	25	8
58.01.044.xxxF	10'	5/8"	3 1/4"	Finished Wood Laminated	200	20	25	8
0.032" Panels – Non-Perforated								
58.01.046.001	12'	5/8"	3 1/4"	01 White	240	20	40	2
58.01.046.044	12'	5/8"	3 1/4"	44 Satin Silver	240	20	40	2
58.01.046.xxx	12'	5/8"	3 1/4"	Other Painted Colors	240	20	40	4
58.01.046.371	12'	5/8"	3 1/4"	371 Preferred Lacquer Mill	240	20	40	2
58.04.056.xxx	12'	5/8"	3 1/4"	Anodized Finishes	240	20	40	2
4" PlanarPlus Round Edge – Matching Integral Filler								
0.025" Panels – Non-Perforated								
58.03.012.001	12'	5/8"	3 1/4"	01 White	240	20	40	0
58.03.012.xxx	12'	5/8"	3 1/4"	Standard Colors	240	20	40	2
58.03.012.xxx	12'	5/8"	3 1/4"	Other Painted Colors	240	20	40	3
58.03.012.xxx	12'	5/8"	3 1/4"	Reflective Finishes	240	20	40	2
58.04.065.xxx	12'	5/8"	3 1/4"	Anodized Finishes	240	20	40	2
0.032" Panels – Non-Perforated								
58.03.015.001	12'	5/8"	3 1/4"	01 White	240	20	50	2
58.03.015.044	12'	5/8"	3 1/4"	44 Satin Silver	240	20	50	2
58.03.015.xxx	12'	5/8"	3 1/4"	Other Painted Colors	240	20	50	4
58.03.015.371	12'	5/8"	3 1/4"	371 Preferred Lacquer Mill	240	20	50	2
58.04.066.xxx	12'	5/8"	3 1/4"	Anodized Finishes	240	20	50	2



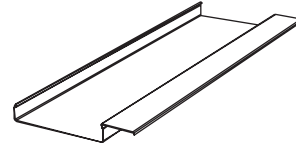
Product Number	Dimensions			Description	Packaging			Service Level
	Length	Height	Face		Feet	Pieces	Weight	
4" PlanarPlus Round Edge – Black Integral Filler								
0.025" Panels – Non-Perforated								
58.03.012.001B	12'	.025"		01 White	240	20	40	2
58.03.012.xxxB	12'	.025"		Standard Colors	240	20	40	2
58.03.012.xxxB	12'	.025"		Other Painted Colors	240	20	40	4
58.03.012.xxxB	12'	.025"		Reflective Finishes	240	20	40	2
58.04.065.xxxB	12'	.025"		Anodized Finishes	240	20	40	2
0.032" Panels – Non-Perforated								
58.03.015.001B	12'	.032"		01 White	240	20	50	2
58.03.015.044B	12'	.032"		44 Satin Silver	240	20	50	2
58.03.015.xxxB	12'	.032"		Other Painted Colors	240	20	50	4
58.03.015.371B	12'	.032"		371 Preferred Lacquer Mill	240	20	50	2
58.04.066.xxxB	12'	.032"		Anodized Finishes	240	20	50	2

Panels

Planar® PlanarPlus®



4" Planar Square Edge
58.03.054 58.03.052 58.04.070



4" Planar Plus Square Edge
58.03.018 58.04.075

Product Number	Dimensions			Description	Packaging			Service Level
	Length	Height	Face		Feet	Pieces	Weight	

4" Planar Square Edge – Open Reveal

0.025" Panels – Non-Perforated

58.03.052.001	12'	5/8"	3 1/4"	01 White	240	20	32	0
58.03.052.xxx	12'	5/8"	3 1/4"	Standard Colors	240	20	32	2
58.03.052.xxx	12'	5/8"	3 1/4"	Other Painted Colors	240	20	32	3
58.03.052.xxx	12'	5/8"	3 1/4"	Reflective Finishes	240	20	32	2
58.04.070.xxx	12'	5/8"	3 1/4"	Anodized Finishes	240	20	32	2
58.03.052.298	12'	5/8"	3 1/4"	298 Designer Oak Vinyl Laminated	240	20	34	3
58.03.052.xxxU	10'	5/8"	3 1/4"	Unfinished Wood Laminated	200	20	25	8
58.03.052.xxxF	10'	5/8"	3 1/4"	Finished Wood Laminated	200	20	25	8

4" PlanarPlus Square Edge – Matching Integral Filler

0.025" Panels – Non-Perforated

58.03.018.01	12'	5/8"	3 1/4"	01 White	240	20	40	0
58.03.018.xxx	12'	5/8"	3 1/4"	Standard Colors	240	20	40	2
58.03.018.xxx	12'	5/8"	3 1/4"	Other Painted Colors	240	20	40	3
58.03.018.xxx	12'	5/8"	3 1/4"	Reflective Finishes	240	20	40	2
58.04.075.xxx	12'	5/8"	3 1/4"	Anodized Finishes	240	20	40	2

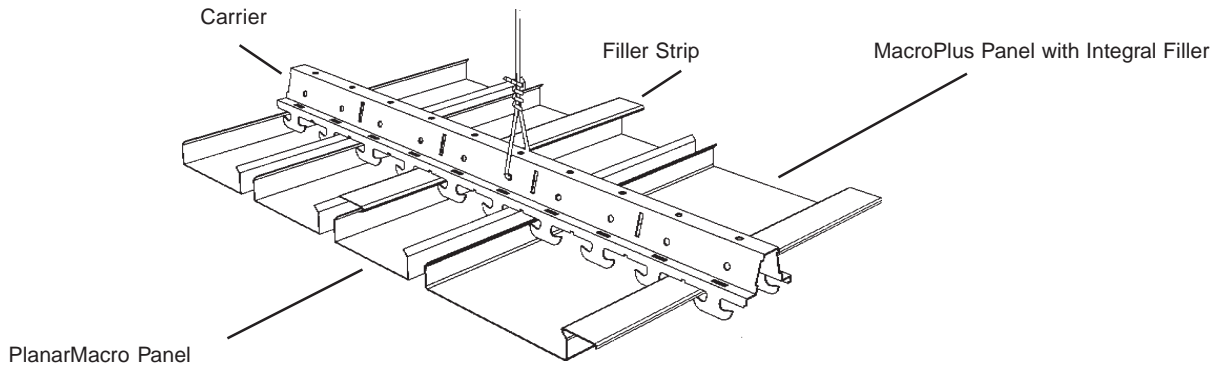
4" PlanarPlus Square Edge – Black Integral Filler

0.025" Panels – Non-Perforated

58.03.018.01B	12'	5/8"	3 1/4"	01 White	240	20	40	2
58.03.018.xxxB	12'	5/8"	3 1/4"	Standard Colors	240	20	40	2
58.03.018.xxxB	12'	5/8"	3 1/4"	Other Painted Colors	240	20	40	4
58.03.018.xxxB	12'	5/8"	3 1/4"	Reflective Finishes	240	20	40	2
58.04.075.xxxB	12'	5/8"	3 1/4"	Anodized Finishes	240	20	40	2

PlanarMacro[®] MacroPlus[™]

Linear Ceilings



Reference Guide Standard Colors and Finishes


Standard Colors*	Reflective Finishes**	Anodized Finishes
01 White	56 Bright Brass [▲]	14 Chromecoat
03 Bronze	58 Bright Mirror [▲]	16 Brasscoat ^{▲▲}
08 Black	369 Brushed Gold [▲]	504 Satin Anodized [▲]
25 Adobe	371 Preferred Lacquer Mill	509 Coppercoat
27 Parchment	378 Brushed Aluminum [▲]	
29 Platinum		
33 Manila	Wood Grain**	
44 Satin Silver	298 Designer Oak Vinyl [▲]	
137 Ebony Bronze		

* See p. 15 Colors/Reference Guide for other metal thickness.

** Veneers available — non-perforated only.

[▲] 0.025" only. ^{▲▲} 0.032" only.

Perforation Pattern



Pattern 62R218S

0.0625" diameter holes / 0.125" border / 0.218" staggered centers / 7.5% open area (formerly pattern T)

Estimator Guide

Panel Nominal Size	LF per Sq. Ft.	Sq. Ft. per LF
4"	3.0	0.333
6"	2.0	0.500
8"	1.5	0.666

Product Notes

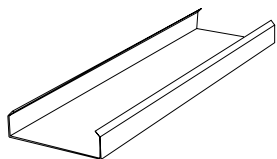
- Notes:
- Standard length is 12' with a panel tolerance of $\pm 1/8"$. Special lengths are available from 2' to 16'.
 - Custom color matching requires customer color sample or paint manufacturer and color number.
 - Other CM colors - For orders 5,000 Sq. Ft. and greater, use standard color pricing.
 - PVDF coatings - Pricing and Service Levels may vary depending on product and size of order.

- Service:
- Service Level represents 0-4,999 Sq. Ft.

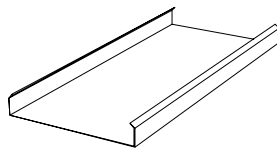
Quantity	Service Level		
	01 White, Standard Colors	Other Painted Colors Vinyl Laminated	Reflective and Anodized Finishes
5,000- 9,999	3	4	3
10,000- 24,999	4	5	4
25,000- 49,999	6	6	6
50,000- 100,000	8	8	8

- Custom color match approval samples are available upon request - Service Level 2 weeks.
- Custom colors - Service Level begins after receipt of color approval.

- Adders:
- Perforations - add \$0.35 (list) per LF.
 - Soundtex - add \$0.35 (list) per LF.
 - Other lengths and colors less than 250 LF add \$125.00 (list) - set-up charge.
 - Crating up to 12' long add \$75.00 per crate, up to 16' long add \$150.00 per crate (net).



4" PlanarMacro
58.03.425 - 58.04.084 - 58.03.445
58.04.094 - 58.03.449 - 58.04.104



6" PlanarMacro
58.03.450 - 58.04.086 - 58.03.469

Product Number	Dimensions			Description	Packaging			Service Level
	Length	Height	Face		Feet	Pieces	Weight	

4" PlanarMacro Square Edge – Open Reveal

0.025" Panels – Non-Perforated

58.03.425.xxx	12'	7/8"	3 1/4"	01 White and Standard Colors	240	20	35	2
58.03.425.xxx	12'	7/8"	3 1/4"	Other Painted Colors	240	20	35	4
58.03.425.xxx	12'	7/8"	3 1/4"	Reflective Finishes	240	20	35	2
58.04.084.xxx	12'	7/8"	3 1/4"	Anodized Finishes	240	20	35	2

0.032" Panels – Non-Perforated

58.03.445.xxx	12'	7/8"	3 1/4"	01 White and 44 Satin Silver	240	20	46	2
58.03.445.xxx	12'	7/8"	3 1/4"	Other Painted Colors	240	20	46	4
58.03.445.371	12'	7/8"	3 1/4"	371 Preferred Lacquer Mill	240	20	46	2
58.04.094.xxx	12'	7/8"	3 1/4"	Anodized Finishes	240	20	46	2

0.040" Panels – Non-Perforated

58.03.449.xxx	12'	7/8"	3 1/4"	01 White and 44 Satin Silver	240	20	57	3
58.03.449.xxx	12'	7/8"	3 1/4"	Other Painted Colors	240	20	57	4

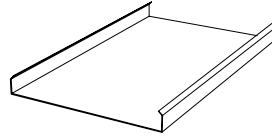
6" PlanarMacro Square Edge – Open Reveal

0.032" Panels – Non-Perforated

58.03.450.xxx	12'	7/8"	5 1/4"	01 White and 44 Satin Silver	240	20	64	2
58.03.450.xxx	12'	7/8"	5 1/4"	Other Painted Colors	240	20	64	4
58.03.450.371	12'	7/8"	5 1/4"	371 Preferred Lacquer Mill	240	20	64	2
58.04.096.xxx	12'	7/8"	5 1/4"	Anodized Finishes	240	20	64	2


0.040" Panels – Non-Perforated

58.03.469.xxx	12'	7/8"	5 1/4"	01 White and 44 Satin Silver	240	20	79	3
58.03.469.xxx	12'	7/8"	5 1/4"	Other Painted Colors	240	20	79	4

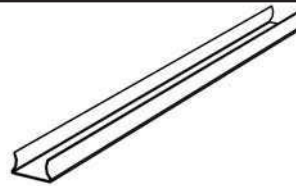


8" PlanarMacro
 58.03.435 - 58.03.455 - 58.04.098
 58.03.459

Product Number	Dimensions			Description	Packaging			Service Level
	Length	Height	Face		Feet	Pieces	Weight	
8" PlanarMacro Square Edge – Open Reveal								
0.032" Panels – Non-Perforated								
58.03.455.xxx	12'	7/8"	7 1/4"	01 White and 44 Satin Silver	240	20	81	2
58.03.455.xxx	12'	7/8"	7 1/4"	Other Painted Colors	240	20	81	4
58.03.455.371	12'	7/8"	7 1/4"	371 Preferred Lacquer Mill	240	20	81	2
58.04.098.xxx	12'	7/8"	7 1/4"	Anodized Finishes	240	20	81	2
0.040" Panels – Non-Perforated								
58.03.459.xxx	12'	7/8"	7 1/4"	01 White and 44 Satin Silver	240	20	100	3
58.03.459xxx	12'	7/8"	7 1/4"	Other Painted Colors	240	20	100	4



Recessed Filler Strip
58.01.009 - 58.01.011



Flush Filler Strip - Round-Edge
58.01.013

Product Number	Dimensions			Description	Packaging			Service Level	(Full Cartons Only)
	Length	Height	Face		Feet	Pieces	Weight		

Filler Strips - Aluminum

Recessed

58.01.009.008	12'	—	3/4"	08 Black	240	20	15	0
58.01.009.xxx	12'	—	3/4"	Other Painted Colors	240	20	15	3

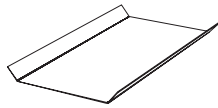
Recessed for Expansion Carrier

58.01.011.008	12'	—	3/4"	08 Black	240	20	21	2
58.01.011.xxx	12'	—	3/4"	Other Painted Colors	240	20	21	3
58.01.011.xxx	12'	—	3/4"	Reflective Finishes	240	20	21	3
58.01.011.xxx	12'	—	3/4"	Anodized Finishes	240	20	21	3

Flush – Planar Round Edge Only

58.01.013.xxx	12'	5/8"	3/4"	01 White and Standard Colors	240	20	16	3
58.01.013.xxx	12'	5/8"	3/4"	Other Painted Colors	240	20	16	5
58.01.013.xxx	12'	5/8"	3/4"	Reflective Finishes	240	20	16	3
58.01.013.xxx	12'	5/8"	3/4"	Anodized Finishes	240	20	16	3


Note: Filler strips are compatible with steel components.



Splice
58.01.004



End Plug - Round Edge
58.01.052



End Plug - Square Edge
58.03.625 - 58.03.630

Product Number	Dimensions		Description	Packaging			Service Level	(Full Cartons Only)
	Height	Face		Feet	Pieces	Weight		

Splices/End Plugs - Aluminum

4" Planar/PlanarPlus – Round Edge / Square Edge

58.01.004.008	–	3 1/4"	Splice - 08 Black	–	50	4	0
58.01.004.xxx	–	3 1/4"	Splice - Standard Colors	–	50	4	2
58.01.004.xxx	–	3 1/4"	Splice - Other Painted Colors	–	50	4	3
58.01.004.xxx	–	3 1/4"	Splice - Reflective and Anodized Finishes	–	50	4	2

4" Planar/PlanarPlus – Round Edge

58.01.052.xxx	5/8"	3 1/4"	End Plug - Standard Colors	–	40	1	2
58.01.052.xxx	5/8"	3 1/4"	End Plug - Other Painted Colors	–	40	1	3
58.01.052.xxx	5/8"	3 1/4"	End Plug - Reflective and Anodized Finishes	–	40	1	2

4" Planar/PlanarPlus – Square Edge

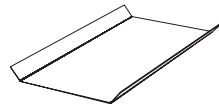
58.03.171.xxx	5/8"	3 1/4"	End Plug - Standard Colors	–	40	1	2
58.03.171.xxx	5/8"	3 1/4"	End Plug - Other Painted Colors	–	40	1	3
58.03.171.xxx	5/8"	3 1/4"	End Plug - Reflective and Anodized Finishes	–	40	1	2

4" PlanarMacro


58.03.525.008	–	3 1/4"	Splice - 08 Black	–	50	5	0
58.03.525.xxx	–	3 1/4"	Splice - Standard Colors	–	50	5	2
58.03.525.xxx	–	3 1/4"	Splice - Other Painted Colors	–	50	5	3
58.03.525.xxx	–	3 1/4"	Splice - Reflective and Anodized Finishes	–	50	5	2
58.03.625.xxx	7/8"	3 1/4"	End Plug - Standard Colors	–	40	1	2
58.03.625.xxx	7/8"	3 1/4"	End Plug - Other Painted Colors	–	40	1	2
58.03.625.xxx	7/8"	3 1/4"	End Plug - Reflective and Anodized Finishes	–	40	1	2

6" PlanarMacro/MacroPlus

58.03.530.008	–	5 1/4"	Splice - 08 Black	–	50	5	0
58.03.530.xxx	–	5 1/4"	Splice - Standard Colors	–	50	5	2
58.03.530.xxx	–	5 1/4"	Splice - Other Painted Colors	–	50	5	3
58.03.530.xxx	–	5 1/4"	Splice - Reflective and Anodized Finishes	–	50	5	2
58.03.630.xxx	7/8"	5 1/4"	End Plug - Standard Colors	–	40	1	2
58.03.630.xxx	7/8"	5 1/4"	End Plug - Other Painted Colors	–	40	1	3
58.03.630.xxx	7/8"	5 1/4"	End Plug - Reflective and Anodized Finishes	–	40	1	2



Splice
58.03.535



End Plug - Square Edge
58.03.635

Product Number	Dimensions		Description	Packaging			Service Level	(Full Cartons Only)
	Height	Face		Feet	Pieces	Weight		

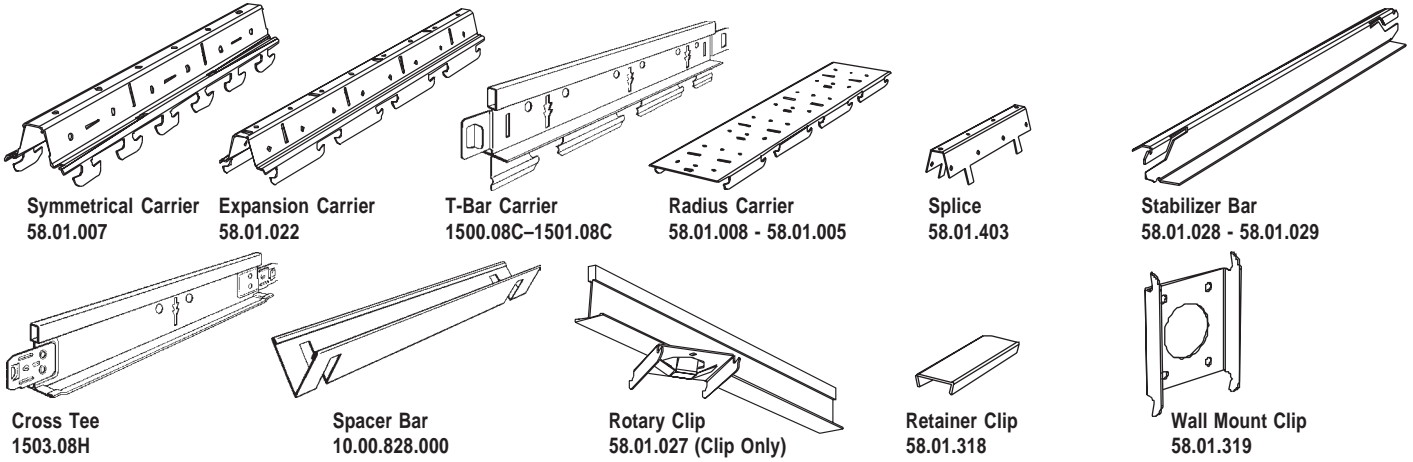
Splices/End Plugs - Aluminum

8" PlanarMacro/MacroPlus

58.03.535.008	-	7 1/4"	Splice - 08 Black	-	50	5	0	
58.03.535.xxx	-	7 1/4"	Splice - Standard Colors	-	50	5	2	
58.03.535.xxx	-	7 1/4"	Splice - Other Painted Colors	-	50	5	3	
58.03.535.xxx	-	7 1/4"	Splice - Reflective and Anodized Finishes	-	50	5	2	
58.03.635.xxx	7/8"	7 1/4"	End Plug - Standard Colors	-	40	1	2	
58.03.635.xxx	7/8"	7 1/4"	End Plug - Other Painted Colors	-	40	1	3	
58.03.635.xxx	7/8"	7 1/4"	End Plug - Reflective and Anodized Finishes	-	40	1	2	

Suspension

Planar® PlanarMacro®



Symmetrical Carrier 58.01.007	Expansion Carrier 58.01.022	T-Bar Carrier 1500.08C-1501.08C	Radius Carrier 58.01.008 - 58.01.005	Splice 58.01.403	Stabilizer Bar 58.01.028 - 58.01.029
Cross Tee 1503.08H	Spacer Bar 10.00.828.000	Rotary Clip 58.01.027 (Clip Only)	Retainer Clip 58.01.318	Wall Mount Clip 58.01.319	

Product Number	Length	Description	Packaging			Service Level	(Full Cartons Only)
			Feet	Pieces	Weight		

Carriers

58.01.007.008	12'	Symmetrical Carrier – Aluminum*	240	20	47	0
Per Order	12'	Radius Symmetrical Carrier – factory curved**	240	20	47	4
58.01.022.008	12'	Expansion Carrier – 4 ¹ / ₈ " for 4" and 8" Panels	240	20	47	1
1500.08C	12'	T-Bar Carrier for 4" and 8" Panels – Steel	144	12	23	1
1501.08C	12'	T-Bar Carrier for 6" Panels – Steel	144	12	23	1
58.01.008.008	10'	Radius Carrier – 2" for 6" Panels	150	15	30	1
58.01.005.008	10'	Radius Carrier – 4" for 4" and 8" Panels	150	15	30	1

* Symmetrical carrier is required on all exterior applications.

** For radius symmetrical carrier specify radius at time of order.

Product Number	Length	Description	Packaging			Service Level	(Full Cartons Only)
			Feet	Pieces	Weight		

Accessories

58.01.403.008	–	Symmetrical Carrier Splice	–	100	4	0
58.01.028.008	49 ¹³ / ₁₆ "	Interior Stabilizer Bar for Symmetrical Carrier	–	96	33	1
58.01.029.008	35 ¹³ / ₁₆ "	Exterior Stabilizer Bar - Symmetrical Carrier	–	96	26	1
1503.08H	4'	Cross Tee for T-Bar Carrier	200	50	38	1
10.00.828.000H	4'	Spacer Bar for T-bar Carrier	160	40	29	1
58.01.027	–	Rotary Clip (use w/ Planar wall mount clip)	–	250	9	2
58.01.318.008	–	Retainer Clip	–	500	4	2
58.01.319.008	–	Wall Mount Clip for Planar	–	100	5	2
58.01.058		Access Door Assembly Kit (2 Hinge Assemblies, 4 Retainer Clips, 2 Retainer Bars) [†]	–	–	1	1
940.xxx		Touch-Up Paint, 12 oz. spray can	–	1	1	1
941.xxx		Touch-Up Paint, gallon	–	1	12	3

Product Number	Roll Size	Roll Width	Description	Sq. Ft. Per Roll	Packaging		Service Level	Per Roll
					Pieces	Weight		

Acoustical Blanket – Vinyl Facing One Side

58.01.103.008	100'	48"	1" x 1 lb.	400	1	56	2
58.01.060.008	100'	48"	1" x 1½ lb.	400	1	76	2
58.01.104.008	100'	48"	1½" x 1 lb.	400	1	58	2
58.01.102.008	100'	48"	1½" x 1½ lb.	400	1	78	2

Duct Liner – Black with No Facing

58.01.105.008	100'	48"	1" x 1½ lb.	400	1	76	2
---------------	------	-----	-------------	-----	---	----	---

Product Number	Length	Face	Description	Sq. Ft.	Packaging		Service Level
					Pieces	Weight	


Speaker Panels – Painted

58.01.070.xxx	24"	3¼"	4" Planar Round-edge	–	1	1	2
58.03.070.xxx	24"	3¼"	4" Planar Plus Round-edge	–	1	1	2
58.03.071.xxx	24"	3¼"	4" Planar Square-edge	–	1	1	2
58.03.072.xxx	24"	3¼"	4" Planar Plus Square-edge	–	1	1	2

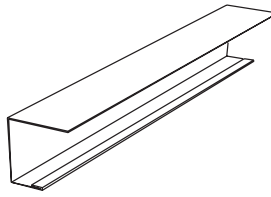
Product Number	Description	Feet	Packaging		Service Level	Per Bundle
			Pieces	Weight		

Hanger Wire

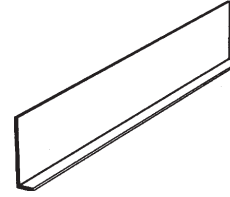
96CTL144	12", bundled	–	–	50	0
----------	--------------	---	---	----	---



Wall Angle
38.90.122



Wall Channel
58.01.017 - 58.04.100
58.03.717-58.04.200



Flex Angle
38.35.995

Product Number	Dimensions			Description	Packaging			Service Level	(Full Cartons Only)
	Length	Height	Face		LF	Pieces	Weight		

Wall Angle – Aluminum with Hemmed Edges

38.90.122.001	12'	15/16"	15/16"	01 White	120	10	10	0
38.90.122.xxx	12'	15/16"	15/16"	Standard Colors	120	10	10	2
38.90.122.xxx	12'	15/16"	15/16"	Other Painted Colors	120	10	10	3
38.93.122.xxx	12'	15/16"	15/16"	Reflective Finishes	120	10	10	2
38.94.122.xxx	12'	15/16"	15/16"	Anodized Finishes	120	10	10	2

Wall Channels – Planar – Aluminum with a Hemmed Edge

58.01.017.001	10'	1 13/16" 1 7/8" x 1"		01 White	100	10	14	0
58.01.017.xxx	10'	1 13/16" 1 7/8" x 1"		Standard Colors	100	10	14	2
58.01.017.xxx	10'	1 13/16" 1 7/8" x 1"		Other Painted Colors	100	10	14	3
58.03.017.xxx	10'	1 13/16" 1 7/8" x 1"		Reflective Finishes	100	10	14	2
58.04.100.xxx	10'	1 13/16" 1 7/8" x 1"		Anodized Finishes	100	10	14	2

Wall Channels – PlanarMacro – Aluminum with a Hemmed Edge

58.01.717.xxx	10'	2"	1 5/8" x 1"	01 White	100	10	14	2
58.01.717.xxx	10'	2"	1 5/8" x 1"	Standard Colors	100	10	14	2
58.01.717.xxx	10'	2"	1 5/8" x 1"	Other Painted Colors	100	10	14	3
58.03.717.xxx	10'	2"	1 5/8" x 1"	Reflective Finishes	100	10	14	2
58.04.200.xxx	10'	2"	1 5/8" x 1"	Anodized Finishes	100	10	14	2

Custom Trims

38.35.995	10'	2"	1/2"	Flexible Angle-Aluminum-Bare	100	10	10	2
38.90.131.xxx	Per Order			Special Sections	-	-	- Per Order	

Product Number	Length	Face	Description	Packaging		Service Level
				Pieces	Weight	
Light Fixtures						
Planalite – Fluorescent - 0° T8 Ballast - For Use With Planar Symmetrical Expansion Carriers						
58.01.065	50"	4 ³ / ₄ "	PLANALITE I, 120V One Lamp Fixture	1	16	8
58.01.069	50"	4 ³ / ₄ "	PLANALITE I, 277V One Lamp Fixture	1	16	8
58.01.341	50"	6 ³ / ₄ "	PLANALITE III, 120V Two Lamp Fixture	1	17	8
58.01.340	50"	6 ³ / ₄ "	PLANALITE III, 277V Two Lamp Fixture	1	17	8
58.01.311	50"	8 ³ / ₄ "	PLANALITE II, 120V Two Lamp Fixture	1	17	8
58.01.310	50"	8 ³ / ₄ "	PLANALITE II, 277V Two Lamp Fixture	1	17	8
Accessories						
58.01.330	10"		Stiffener Bar for PLANALITE I One Lamp Fixture	1	1	8
58.01.331	14"		Stiffener Bar for PLANALITE II Two Lamp Fixture	1	1	8
58.01.332	–		120V Ballast - High Output, Minus 20°	1	2	8
58.01.333	–		277V Ballast - High Output, Minus 20°	1	2	8
58.01.322	–		Vinyl Edge Trim for Light Fixture	2	1	8
58.01.335	–		Emergency System Battery Pack	1	2	8
Lenses						
58.01.066	–		Steel Louver Lens for PLANALITE I Fixture	1	2	8
58.01.312	–		Steel Louver Lens for PLANALITE II Fixture	1	3	8
58.01.067	–		Round Edge Dropped White Opal Lens for PLANALITE I Fixture	1	2	8
58.01.313	–		Round Edge Dropped White Opal Lens for PLANALITE II Fixture	1	2	8
58.01.308	–		Square Edge Dropped White Opal Lens for PLANALITE I Fixture	1	2	8
58.01.309	–		Square Edge Dropped White Opal Lens for PLANALITE II Fixture	1	2	8
58.01.068	–		Flat Clear Prismatic, for PLANALITE I Fixture	1	1	8
58.01.314	–		Flat Clear Prismatic, for PLANALITE II Fixture	1	1	8
58.01.316	–		Flat Clear Prismatic, for PLANALITE III Fixture	1	1	8

Notes: Planalite fixtures are not compatible with steel T-bar carrier.

Inventory of certain light products may exist.

Product Number	Description	Packaging		Service Level
		Pieces	Weight	
Air Diffusers				
58.01.072	2 slot unit, 8" collar, 9" width	1	10	8
58.01.074	4 slot unit, 10" collar, 17" width	1	13	8
58.01.076	6 slot unit, 12" collar, 25" width	1	16	8
58.01.078	8 slot unit, 14" collar, 33" width	1	20	8
58.01.108	Round Edge Planar Pattern Control	1	1	8
58.01.107	Macro and Square Edge Planar Pattern Control	1	1	8

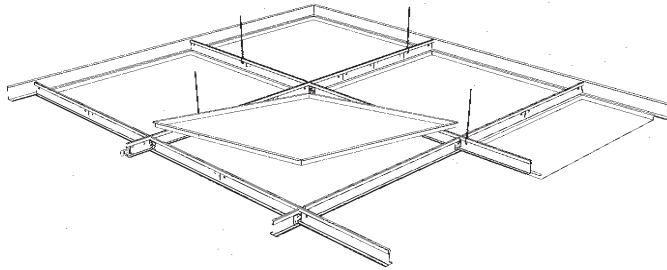
- Notes:
- Number of slots based on 4" panels.
 - One pattern control is needed for each slot opening on air supply units. Standard collars are top mounted. Oval, side inlet collars are special order.
 - Inventory of certain air products may exist.

Traditions | Securline | Planostile | PlanarMacro MacroPlus | Planar PlanarPlus

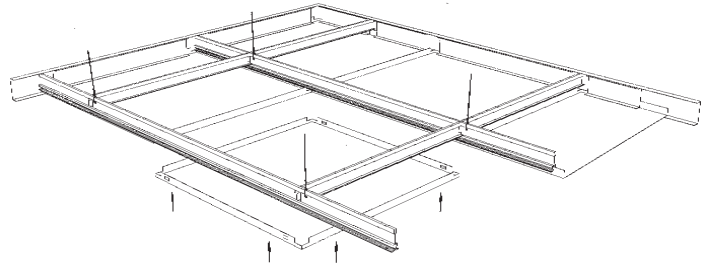
Planostile™

Metal Ceiling

Lay-in



Snap-in



Color Reference Guide

Standard Colors and Finishes

Standard Colors		Reflective Finishes	Anodized Finishes
01	White	371 Preferred Lacquer Mill	14 Chromecoat
44	Satin Silver		16 Brasscoat
			509 Coppercoat

Estimator Guide

Panel Nominal Size	Sq. Ft. per Panel	Panels per Sq. Ft.
24" x 24"	4.00	0.250
24" x 48"	8.00	0.125
20" x 60"	8.33	0.120

Product Notes

- Notes:
- Custom color matching requires customer color sample or paint manufacturer and color number.
 - Custom Colors - Pricing Service Level may vary depending on product and size of order.
 - Standard panels are suitable for interior applications.


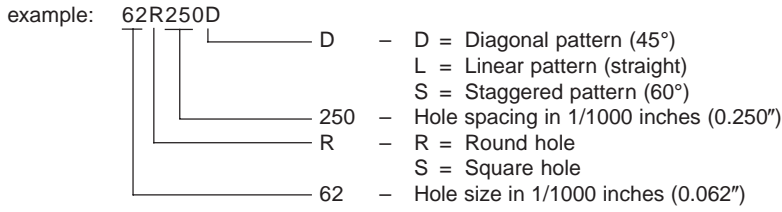
- Service:
- Service Level represents 0-2,499 Sq. Ft.

Quantity	Service Level
2,500 - 9,999	3
10,000 - 24,999	4
25,000 - 49,999	6
50,000 - 100,000	8

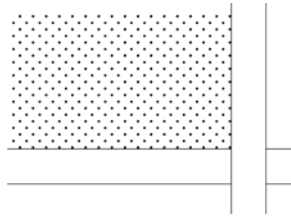
- Perforations - Service Level + 1 week.
- Custom color approval samples are available upon request - Service Level 2 weeks.
- Custom Colors - Service Level begins after receipt of color approval.

- Adders:
- Standard Perforations - add \$0.77 per Sq. Ft. (list) - see page 95.
 - Premium Perforations - add \$1.10 per Sq. Ft. (list) - see page 95.
 - Soundtex - add \$0.75 per Sq. Ft. (list).
 - Cut-outs - add \$8.00 each (list).
 - Other Colors - less than 100 Sq. Ft. add \$125.00 (list).
 - Other CM colors on aluminum panels - For orders 5,000 Sq. Ft. and greater use standard color price.

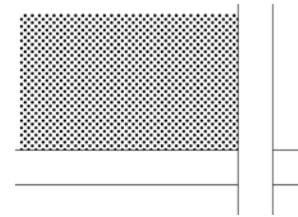
Perforation code key




Solid panel



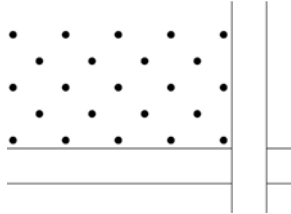
Pattern 62R250D 0.062" diameter holes, 0.250" diagonal centers / 4.9% open area (formerly pattern A062)




Pattern 71R138D 0.071" diameter holes, 0.138" diagonal centers / 20.8% open area (formerly pattern E)




Pattern 98R216L 0.098" diameter holes, 0.216" straight centers / 16.2% open area (formerly pattern D)




Pattern 187R1000D 0.187" diameter holes, 1" diagonal centers / 2.8% open area (formerly pattern A188)



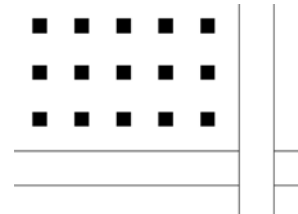
Pattern 250R312S 0.250" diameter holes, 0.312" staggered centers / 58.2% open area (formerly pattern H250)



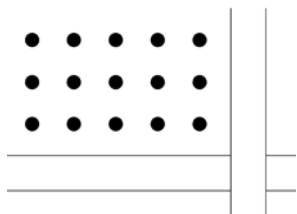
Pattern 250R750L 0.250" diameter holes, 0.750" straight centers / 9% open area (formerly pattern C250A)




Pattern 250S750L 0.250" square holes, 0.750" straight centers / 11.1% open area (formerly pattern D250)




Pattern 375S1125L 0.375" square holes, 1.125" straight centers / 11.1% open area (formerly pattern D375)



Pattern 375R1125L 0.375" diameter holes, 1.125" straight centers / 8.7% open area (formerly pattern C375)

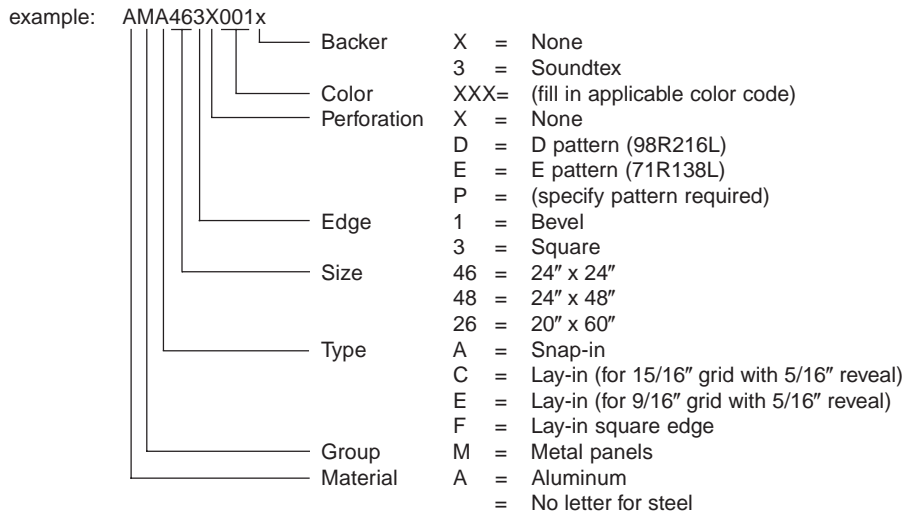


Pattern 562R1312L 0.562" diameter holes, 1.3125" straight centers / 14.4% open area (formerly pattern W)



Pattern 562S1312L 0.562" square holes, 1.3125" straight centers / 18.4% open area (formerly pattern X)

Product panel number key

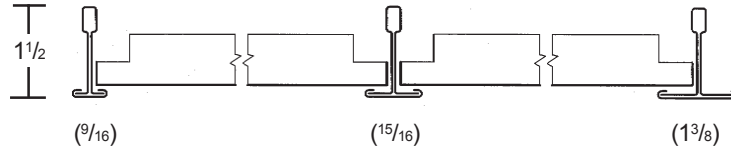


Perforation Code	Hole Size	Hole Type	Spacing	Pattern	% Open Area	Perforation Border (24" x 24" Panels)			Snap-in
						Lay-in Square Edge for 15/16" Grid	Lay-in Reveal Edge for 15/16" Grid	Lay-in Reveal Edge for 9/16" Grid	
Standard									
71R138D ^E	0.071"	Round	0.138"	Diagonal (45°)	21%	none	0.97	1.16	0.66
98R216L ^D	0.098"	Round	0.216"	Lineal (straight)	16%	none	1.00	1.19	0.72
562R1312L ^W	0.562"	Round	1.312"	Lineal (straight)	14%	0.75"	0.75	0.94	0.66
562S1312L ^X	0.562"	Square	1.312"	Lineal (straight)	18%	0.75"	0.75	0.94	0.56
Premium									
62R250D	0.062"	Round	0.250"	Diagonal (45°)	5%	none	none	none	none
188R1000D	0.188"	Round	1.000"	Diagonal (45°)	3%	none	0.13	0.31	0.59
250R312S	0.250"	Round	0.312"	Staggered (60°)	58%	none	none	none	none
250R750L	0.250"	Round	0.750"	Lineal (straight)	9%	0.53"	0.53	0.72	0.25
250S750L	0.250"	Square	0.750"	Lineal (straight)	11%	0.53"	0.53	0.72	0.25
375S1125L	0.375"	Square	1.125"	Lineal (straight)	11%	0.65"	0.66	0.84	0.31
375R1125L	0.375"	Round	1.125"	Lineal (straight)	9%	0.65"	0.66	0.84	0.31

^E - formerly pattern E.
^D - formerly pattern D.
^W - formerly pattern W.
^X - formerly pattern X.

Planar PlanarPlus PlanarMacro MacroPlus Planostile Securiline Traditions

Lay-in Square Edge



Product Number	Panel Size	Colors	Packaging			Service Level
			Sq. Ft.	Pieces	Weight	

Lay-in — for 9/16", 15/16", 1 3/8" Grid – Non-Perforated

0.024" Electrogalvanized Steel

Square Edge

MF463XxxxX	24" x 24"	01 White/44 Satin Silver*	64	16	32	2
MF463XxxxX	24" x 24"	Other Colors**	64	16	32	4
MF483XxxxX	24" x 48"	01 White/44 Satin Silver*	128	16	64	4
MF483XxxxX	24" x 48"	Other Colors**	128	16	64	4
MF263XxxxX	20" x 60"	01 White/44 Satin Silver*	133	16	67	4
MF263XxxxX	20" x 60"	Other Colors**	133	16	67	4

0.024" Stainless Steel▲

Square Edge

MF463.02BX	24" x 24"	600 Stainless Steel 2B**	64	16	32	2
------------	-----------	--------------------------	----	----	----	---

0.032" Aluminum

Square Edge

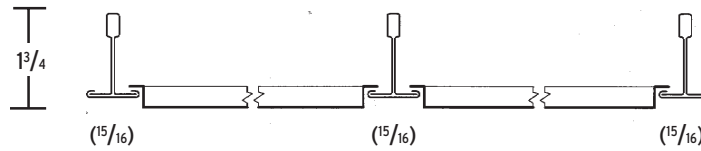
AMF463XxxxX	24" x 24"	01 White/44 Satin Silver*	64	16	31	2
AMF463XxxxX	24" x 24"	Other Colors**	64	16	31	4
AMF463XxxxX	24" x 24"	371 Preferred Lacquer Mill	64	16	31	2
AMF463XxxxX	24" x 24"	Anodized	64	16	31	2
AMF483XxxxX	24" x 48"	01 White/44 Satin Silver*	128	16	62	4
AMF483XxxxX	24" x 48"	Other Colors**	128	16	62	4
AMF483XxxxX	24" x 48"	371 Preferred Lacquer Mill	128	16	62	4
AMF483XxxxX	24" x 48"	Anodized	128	16	62	4
AMF263XxxxX	20" x 60"	01 White/44 Satin Silver*	133	16	65	4
AMF263XxxxX	20" x 60"	Other Colors**	133	16	65	4
AMF263XxxxX	20" x 60"	371 Preferred Lacquer Mill	133	16	65	4
AMF263XxxxX	20" x 60"	Anodized	133	16	65	4

* White 01 and Satin Silver 44 are made from metal painted prior to fabrication.

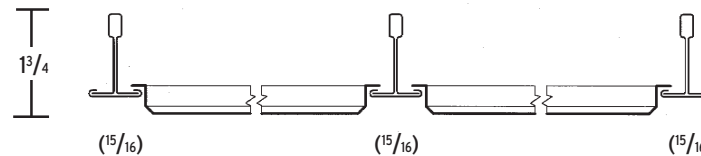
** Other colors are painted after fabrication.

▲ 600 Stainless Steel 2B available non-perforated only.

Lay-in Reveal Square Edge



Lay-in Reveal Bevel Edge



Product Number	Panel Size	Colors	Packaging			Service Level
			Sq. Ft.	Pieces	Weight	

Lay-in Reveal — for 15/16" Grid – Non-Perforated

0.024" Electrogalvanized Steel

Square Edge

MC463XxxxX	24" x 24"	01 White/44 Satin Silver*	64	16	31	2
MC463XxxxX	24" x 24"	Other Colors**	64	16	31	4
MC483XxxxX	24" x 48"	01 White/44 Satin Silver*	128	16	62	4
MC483XxxxX	24" x 48"	Other Colors**	128	16	62	4
MC263XxxxX	20" x 60"	01 White/44 Satin Silver*	133	16	65	4
MC263XxxxX	20" x 60"	Other Colors**	133	16	65	4

0.024" Electrogalvanized Steel

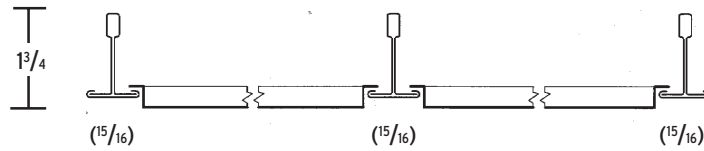
Bevel Edge

MC461XxxxX	24" x 24"	01 White/44 Satin Silver*	64	16	32	2
MC461XxxxX	24" x 24"	Other Colors**	64	16	32	4

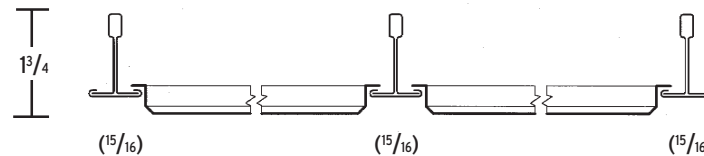
* White 01 and Satin Silver 44 are made from metal painted prior to fabrication.

**Other colors are painted after fabrication.

Lay-in Reveal Square Edge



Lay-in Reveal Bevel Edge



Product Number	Panel Size	Colors	Packaging			Service Level
			Sq. Ft.	Pieces	Weight	

Lay-in Reveal — for 15/16" Grid – Non-Perforated

0.032" Aluminum Square Edge

AMC463XxxxX	24" x 24"	01 White/44 Satin Silver*	64	16	31	2
AMC463XxxxX	24" x 24"	Other Colors**	64	16	31	4
AMC463XxxxX	24" x 24"	371 Preferred Lacquer Mill	64	16	31	2
AMC463XxxxX	24" x 24"	Anodized	64	16	31	2
AMC483XxxxX	24" x 48"	01 White/44 Satin Silver*	128	16	62	4
AMC483XxxxX	24" x 48"	Other Colors**	128	16	62	4
AMC483XxxxX	24" x 48"	371 Preferred Lacquer Mill	128	16	62	4
AMC483XxxxX	24" x 48"	Anodized	128	16	62	4
AMC263XxxxX	20" x 60"	01 White/44 Satin Silver*	133	16	65	4
AMC263XxxxX	20" x 60"	Other Colors**	133	16	65	4
AMC263XxxxX	20" x 60"	371 Preferred Lacquer Mill	133	16	65	4
AMC263XxxxX	20" x 60"	Anodized	133	16	65	4

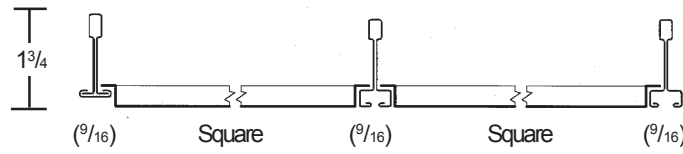
0.032" Aluminum Bevel Edge

AMC461XxxxX	24" x 24"	01 White, 44 Satin Silver*	64	16	31	2
AMC461XxxxX	24" x 24"	Other Colors**	64	16	31	4
AMC461XxxxX	24" x 24"	371 Preferred Lacquer Mill	64	16	31	2
AMC461XxxxX	24" x 24"	Anodized	64	16	31	2

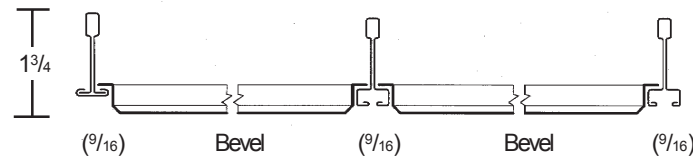
* White 01 and Satin Silver 44 are made from metal painted prior to fabrication.

** Other colors are painted after fabrication.

Lay-in Reveal Square Edge



Lay-in Reveal Bevel Edge



Product Number	Panel Size	Colors	Packaging			Service Level
			Sq. Ft.	Pieces	Weight	

Lay-in Reveal — for 9/16" Grid – Non-Perforated

0.024" Electrogalvanized Steel

Square Edge

ME463XxxxX	24" x 24"	01 White/44 Satin Silver*	64	16	31	2
ME463XxxxX	24" x 24"	Other Colors**	64	16	31	4
ME483XxxxX	24" x 48"	01 White/44 Satin Silver*	128	16	62	4
ME483XxxxX	24" x 48"	Other Colors**	128	16	62	4
ME263XxxxX	20" x 60"	01 White/44 Satin Silver*	133	16	65	4
ME263XxxxX	20" x 60"	Other Colors**	133	16	65	4

0.024" Electrogalvanized Steel

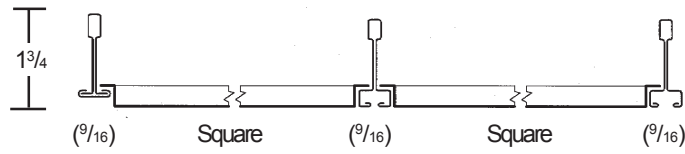
Bevel Edge

ME461XxxxX	24" x 24"	01 White/44 Satin Silver*	64	16	32	2
ME461XxxxX	24" x 24"	Other Colors**	64	16	32	4

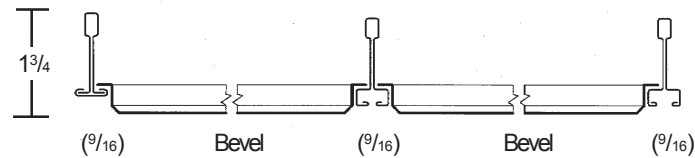
* White 01 and Satin Silver 44 are made from metal painted prior to fabrication.

** Other colors are painted after fabrication.

Lay-in Reveal Square Edge



Lay-in Reveal Bevel Edge



Product Number	Panel Size	Colors	Packaging			Service Level
			Sq. Ft.	Pieces	Weight	

Lay-in Reveal — for 9/16" Grid – Non-Perforated

0.032" Aluminum
Square Edge

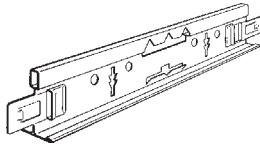
AME463XxxxX	24" x 24"	01 White/44 Satin Silver*	64	16	31	2
AME463XxxxX	24" x 24"	Other Colors**	64	16	31	4
AME463XxxxX	24" x 24"	371 Preferred Lacquer Mill	64	16	31	2
AME463XxxxX	24" x 24"	Anodized	64	16	31	2
AME483XxxxX	24" x 48"	01 White/44 Satin Silver*	128	16	62	4
AME483XxxxX	24" x 48"	Other Colors**	128	16	62	4
AME483XxxxX	24" x 48"	371 Preferred Lacquer Mill	128	16	62	4
AME483XxxxX	24" x 48"	Anodized	128	16	62	4
AME263XxxxX	20" x 60"	01 White/44 Satin Silver*	133	16	65	4
AME263XxxxX	20" x 60"	Other Colors**	133	16	65	4
AME263XxxxX	20" x 60"	371 Preferred Lacquer Mill	133	16	65	4
AME263XxxxX	20" x 60"	Anodized	133	16	65	4

0.032" Aluminum
Bevel Edge

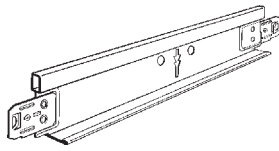
AME461XxxxX	24" x 24"	01 White/44 Satin Silver*	64	16	31	2
AME461XxxxX	24" x 24"	Other Colors**	64	16	31	4
AME461XxxxX	24" x 24"	371 Preferred Lacquer Mill	64	16	31	2
AME461XxxxX	24" x 24"	Anodized	64	16	31	2

* White 01 and Satin Silver 44 are made from metal painted prior to fabrication.

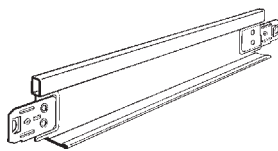
** Other colors are painted after fabrication.



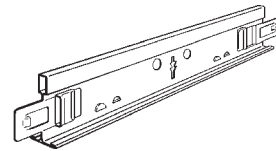
Main Tee
10.00.250-10.00.260



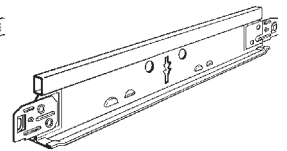
Cross Tee
10.01.209



Cross Tee
10.01.229



Main Tee
10.04.000



Cross Tee
10.04.014
10.04.022 - No Slots

Product
Number

Dimensions		
Length	Height	Face

Colors

Weight Per Piece	Service Level
---------------------	------------------

15/16" Grid

Main Tee (Intermediate Duty)

Product Number	Length	Height	Face	Colors	Weight Per Piece	Service Level
10.00.250.001H	12'	1 1/2"	15/16"	01 White	3	1
10.00.260.044H	12'	1 1/2"	15/16"	44 Satin Silver	3	1
10.00.260.xxxH	12'	1 1/2"	15/16"	Other Colors	3	3
10.00.260.xxxH	12'	1 1/2"	15/16"	Reflective/Anodized	3	2

Cross Tees – Stab-in/Butt Cut

10.01.209.xxxH	4'	1 1/2"	15/16"	01 White/44 Satin Silver	1	1
10.01.209.xxxH	4'	1 1/2"	15/16"	Other Colors	1	3
10.01.209.xxxH	4'	1 1/2"	15/16"	Reflective/Anodized	1	2
10.01.229.xxxH	2'	1 1/2"	15/16"	01 White/44 Satin Silver	0.5	1
10.01.229.xxxH	2'	1 1/2"	15/16"	Other Colors	0.5	3
10.01.229.xxxH	2'	1 1/2"	15/16"	Reflective/Anodized	0.5	2

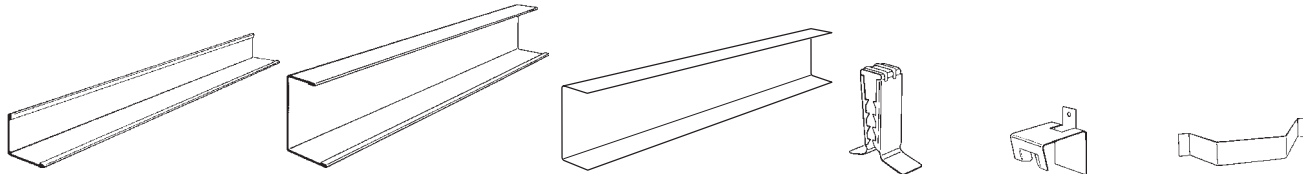
9/16" Grid

Main Tee (Intermediate Duty)

Product Number	Length	Height	Face	Colors	Weight Per Piece	Service Level		
10.04.000.xxxH	12'	1 1/2"	9/16"	01 White/44 Satin Silver	3	1	1.10	13.20
10.04.000.xxxH	12'	1 1/2"	9/16"	Other Colors	3	3	1.20	14.40
10.04.000.xxxH	12'	1 1/2"	9/16"	Reflective/Anodized	3	2	1.50	18.00

Cross Tees – Stab-in

10.04.014.xxxCH	4'	1 1/2"	9/16"	01 White/44 Satin Silver	1	1	1.10	4.40
10.04.014.xxxCH	4'	1 1/2"	9/16"	Other Colors	1	2	1.20	4.80
10.04.014.xxxCH	4'	1 1/2"	9/16"	Reflective/Anodized	1	3	1.50	6.00
10.04.022.xxxCH	2'	1 1/2"	9/16"	01 White/44 Satin Silver	0.5	1	1.10	2.20
10.04.022.xxxCH	2'	1 1/2"	9/16"	Other Colors	0.5	2	1.20	2.40
10.04.022.xxxCH	2'	1 1/2"	9/16"	Reflective/Anodized	0.5	3	1.50	3.00



Wall Angle
38.90.122

Wall Channel
60.00.010 - 60.00.011

Hold Down Insert
60.00.012 - 60.00.013
60.00.014 - 60.00.015

Hold Down Clip
63.26.200

Perimeter Clip
63.26.201

Wall Spring
63.26.202

Product Number	Dimensions			Colors	Packaging			Service Level	(Full Cartons Only)
	Length	Height	Face		Sq. Ft.	Pieces	Weight		

Wall Angle – Aluminum with Hemmed Edges

38.90.122.xxx	12'	15/16"	15/16"	01 White/08 Black/44 Satin Silver	120	10	10	1
38.90.122.xxx	12'	15/16"	15/16"	Other Colors	120	10	10	3
38.90.122.xxx	12'	15/16"	15/16"	Reflective/Anodized*	120	10	10	2

*Reflective and Anodized finishes on one side only.

Product Number	Dimensions			Colors	Weight Per Piece	Service Level
	Length	Height	Face			

Wall Channels — Steel

60.00.010.xxx	10'	1 9/16"	3/4" X 15/16"	01 White/44 Satin Silver	2.2	1
60.00.010.xxx	10'	1 9/16"	3/4" X 15/16"	Other Colors	2.2	3

Wall Channels — Aluminum

60.00.011.xxx	10'	1 9/16"	3/4" X 15/16"	01 White/44 Satin Silver	2.2	1
60.00.011.xxx	10'	1 9/16"	3/4" X 15/16"	Other Colors	2.2	3
60.00.011.xxx	10'	1 9/16"	3/4" X 15/16"	Reflective/Anodized*	2.2	2

Product Number	Length	Dimensions		Weight Per Piece	Packaging		Service Level
		Height	Face		Feet	Pieces	

Hold Down Inserts for 1 9/16" Channel — Steel

60.00.012	11"	1 1/2"	3/4" X 3/4"	0.2	Per Order	1
60.00.014	22"	1 1/2"	3/4" X 3/4"	0.4	Per Order	1

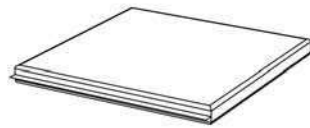
Hold Down Inserts for 1 9/16" Channel — Aluminum

60.00.013	11"	1 1/2"	3/4" X 3/4"	0.1	Per Order	1
60.00.015	22"	1 1/2"	3/4" X 3/4"	0.2	Per Order	1


Product Number	Length	Description	Packaging		Service Level
			Feet	Pieces	

Miscellaneous Accessories

63.26.200	–	Black - Hold Down Clip	–	1000	16	0
63.26.201	–	Perimeter Clip	–	500	21	0
63.26.202	–	Wall Spring - 5/8" face x 7/8" deep	–	1000	17	0
940.xxx	–	Touch-Up Paint, 12 oz. spray can*	–	1	1	1
941.xxx	–	Touch-Up Paint, gallon	–	1	12	3



Poly-Wrapped Acoustical Pads
58.01.059.008-58.01.064.008



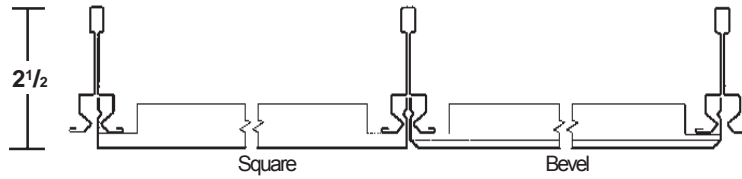
Wire Grid Spacer
60.00.021

Product Number	Panel Size	Description	Weight Per Piece	Service Level
Poly-Wrapped Acoustical Pads				
58.01.059.008	24" x 24"	1" x 1 lb.	0.50	2
58.01.103.008	24" x 48"	1" x 1 lb.	1.00	4
58.01.106.008	20" x 60"	1" x 1 lb.	1.00	4
58.01.064.008	24" x 24"	1 1/2" x 1 lb.	0.75	2
58.01.104.008	24" x 48"	1 1/2" x 1 lb.	1.50	4
58.01.107.008	20" x 60"	1 1/2" x 1 lb.	1.50	4

Product Number	Description	Weight Per Piece	Service Level
Wire Grid Spacer			
60.00.021	2' x 2', Steel	0.50	1

Product Number	Description	Packaging			Service Level	Per Bundle
		Feet	Pieces	Weight		
Hanger Wire						
96CTL144	12", bundled	-	-	50	0	

Snap-in Panel



Product Number	Panel Size	Colors	Packaging			Service Level
			Sq. Ft.	Pieces	Weight	

Snap-in – Non-Perforated*

0.024" Electrogalvanized Steel

Square Edge

MA463XxxxX	24" x 24"	01 White/44 Satin Silver**	56	14	31	2
MA463XxxxX	24" x 24"	Other Colors***	56	14	31	4
MA483XxxxX	24" x 48"	01 White/44 Satin Silver**	112	14	62	4
MA483XxxxX	24" x 48"	Other Colors***	112	14	62	4
MA263XxxxX	20" x 60"	01 White/44 Satin Silver**	117	14	65	4
MA263XxxxX	20" x 60"	Other Colors***	117	14	65	4

0.024" Electrogalvanized Steel

Bevel Edge

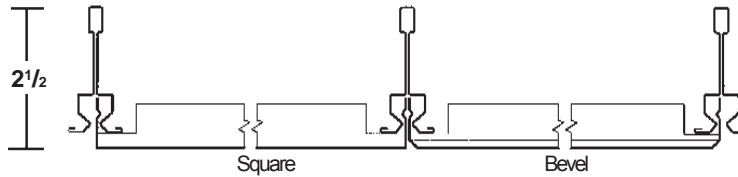
MA461XxxxX	24" x 24"	01 White/44 Satin Silver**	56	14	32	2
MA461XxxxX	24" x 24"	Other Colors***	56	14	32	4

* Panels are installed into carrier along the panel short side.

** White 01 and Satin Silver 44 are made from metal painted prior to fabrication.

*** Other colors are painted after fabrication.

Snap-in Panel



Product Number	Panel Size	Colors	Packaging			Service Level
			Sq. Ft.	Pieces	Weight	

Snap-in – Non-Perforated*

0.032" Aluminum

Square Edge

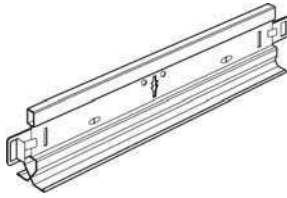
AMA463XxxxX	24" x 24"	01 White/44 Satin Silver**	56	14	31	2
AMA463XxxxX	24" x 24"	Other Colors***	56	14	31	4
AMA463XxxxX	24" x 24"	371 Preferred Lacquer Mill	56	14	31	2
AMA463XxxxX	24" x 24"	Anodized Finishes	56	14	31	2
AMA483XxxxX	24" x 48"	01 White/44 Satin Silver**	112	14	62	4
AMA483XxxxX	24" x 48"	Other Colors***	112	14	62	4
AMA483XxxxX	24" x 48"	371 Preferred Lacquer Mill	112	14	62	4
AMA483XxxxX	24" x 48"	Anodized Finishes	112	14	62	4
AMA263XxxxX	20" x 60"	01 White/44 Satin Silver**	117	14	64	4
AMA263XxxxX	20" x 60"	Other Colors***	117	14	64	4
AMA263XxxxX	20" x 60"	371 Preferred Lacquer Mill	117	14	64	4
AMA263XxxxX	20" x 60"	Anodized Finishes	117	14	64	4

0.032" Aluminum

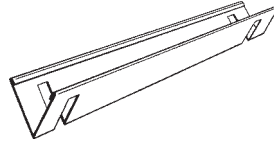
Bevel Edge

AMA461XxxxX	24" x 24"	01 White/44 Satin Silver**	56	14	31	2
AMA461XxxxX	24" x 24"	Other Colors***	56	14	31	4
AMA461XxxxX	24" x 24"	371 Preferred Lacquer Mill	56	14	31	2
AMA461XxxxX	24" x 24"	Anodized Finishes	56	14	31	2

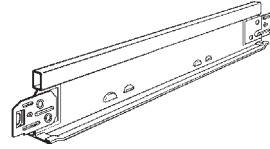
- * Panels are installed into carrier along the panel short side.
- ** White 01 and Satin Silver 44 are made from metal painted prior to fabrication.
- *** Other colors are painted after fabrication.



Concealed Snap Bar Main Tee
MA010.500CH



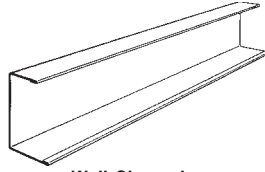
Spacer Bar
10.00.826.000H - 10.00.828.000H



Spacer Tee
10.01.229.001 - 10.01.210.001 - 10.01.206.001

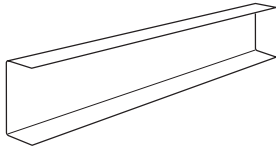
Product Number	Dimensions			Feet	Packaging		Service Level
	Length	Height	Face		Pieces	Weight	
Concealed Snap-Bar Main Tee							
MA010.500CH	12'	2 1/8"	15/16"	180	15	69	0
Spacer Tee							
10.01.229.001	2'	1 1/2"	15/16"	150	75	28	0
10.01.210.001	4'	1 1/2"	15/16"	200	50	38	0
10.01.206.001	5'	1 1/2"	15/16"	250	50	61	0
Spacer Bar							
10.00.826.000	2'	1"	1"	80	40	15	0
10.00.828.000	4'	1"	1"	160	40	29	0

Product Number	Description	Packaging			Service Level	Per Bundle
		Feet	Pieces	Weight		
Hanger Wire						
96CTL144	12", bundled	-	-	50	0	




Wall Channels
60.00.008 - 60.00.009

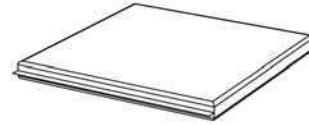
Product Number	Dimensions			Description	Weight Per Piece	Service Level
	Length	Height	Face			
Wall Channels — Steel						
60.00.009.xxx	10'	2 1/2"	15/16" X 15/16"	01 White/44 Satin Silver	2.5	1
60.00.009.xxx	10'	2 1/2"	15/16" X 15/16"	Other Colors	2.5	3
Wall Channels — Aluminum						
60.00.008.xxx	10'	2 1/2"	15/16" X 15/16"	01 White/44 Satin Silver	4	1
60.00.008.xxx	10'	2 1/2"	15/16" X 15/16"	Other Colors	4	3
60.00.008.xxx	10'	2 1/2"	15/16" X 15/16"	Reflective/Anodized	4	2



Hold Down Insert
60.00.031-60.00.032
60.00.033-60.00.034



Wire Grid Spacer
60.00.021



Poly-Wrapped Acoustical Pads
58.01.059.008-58.01.064.008

Product Number	Length	Height	Face	Weight Per Piece	Packaging		Service Level
					Feet	Pieces	

Hold Down Inserts for 2 1/2" Wall Channel – Steel

60.00.031	11"	27/16"	3/4" x 3/4"	0.5	Per Order	1
60.00.032	22"	27/16"	3/4" x 3/4"	0.5	Per Order	1

Hold Down Inserts for 2 1/2" Channel – Aluminum

60.00.033	11"	27/16"	3/4" x 3/4"	0.2	Per Order	1
60.00.034	22"	27/16"	3/4" x 3/4"	0.2	Per Order	1

Product Number	Length	Description	Packaging			Service Level
			Feet	Pieces	Weight	

Miscellaneous Accessories

63.26.030	–	Access Key Blade*	Per Order	0
-----------	---	-------------------	-----------	---

*Access key blade fits into a standard utility knife handle and is used to disengage tiles from the concealed snap bar.

Product Number	Length	Description	Weight Per Piece	Service Level
----------------	--------	-------------	------------------	---------------

Poly-Wrapped Acoustical Pads

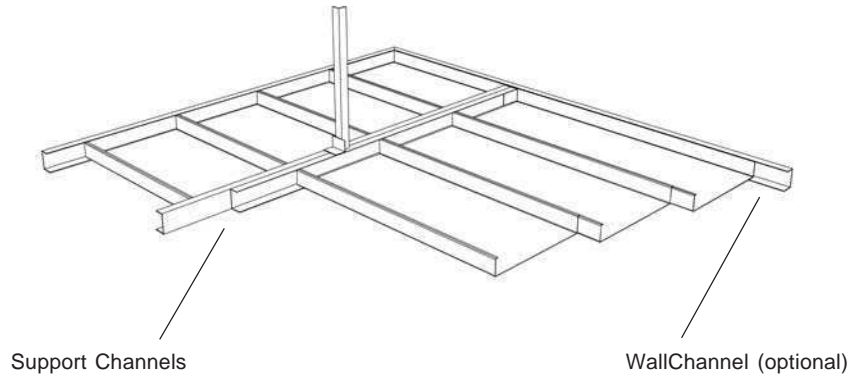
58.01.059.008	24" x 24"	1" x 1 lb.	0.50	2
58.01.061.008	24" x 48"	1" x 1 lb.	1.00	4
58.01.106.008	20" x 60"	1" x 1 lb.	1.00	4
58.01.064.008	24" x 24"	1 1/2" x 1 lb.	0.75	2
58.01.063.008	24" x 48"	1 1/2" x 1 lb.	1.50	4
58.01.107.008	20" x 60"	1 1/2" x 1 lb.	1.50	4

Wire Grid Spacer

60.00.021	–	2" x 2", Steel	0.50	1
-----------	---	----------------	------	---

Securline™


Security Ceiling/Wall



Estimator Guide

Panel (LF):	Sq. Ft.
Channel (LF):	Midspan = LF x 2 Perimeter = Perimeter LF

Perforation Pattern



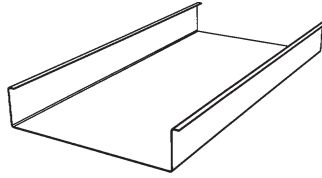
Pattern 125R250D: 0.12" diameter holes / 0.25" diagonal centers / 22.7% open area / 0.5" border (long sides) (formerly pattern S)

Product Notes

- Notes:**
- Channels for midspan support to be secured back-to-back on site.
 - Standard panel length is 10'.
 - Panels are available in lengths less than 10', in even foot increments.
- Adders:**
- Panel lengths less than 10' add the following to (list) price:
 - 9' - \$0.20 / LF
 - 8' - \$0.40 / LF
 - 7' - \$0.60 / LF
 - 6' - \$1.00 / LF
 - 5', 4', 3', 2' - \$1.20 / LF
- Service:**
- Service Level represents 0-4,999 Sq. Ft.

Quantity	Service Level
5,000 - 9,999	8
10,000 - 25,000	10

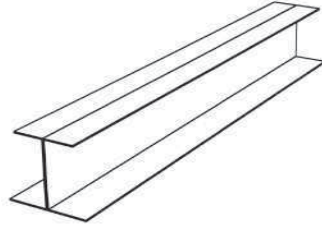
- Other CM colors - Service Level + 2 weeks.



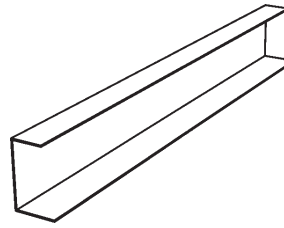
Ceiling / Wall Panels
 52.11.xxx-52.12.xxx-52.13.xx
 52.14.xx-52.15.xx-52.16.xx

Product Number	Dimensions			Description	Packaging			Service Level
	Length	Height	Face		Feet	Pieces	Weight	
12 ga. Steel								
52.16.003.001	10'	3 1/2"	12"	Non-Perforated	Per Order			8
52.16.001.001	10'	3 1/2"	12"	Perforated	Per Order			8
14 ga. Steel								
52.15.003.001	10'	3 1/2"	12"	Non-Perforated	Per Order			8
52.15.001.001	10'	3 1/2"	12"	Perforated	Per Order			8
16 ga. Steel								
52.14.003.001	10'	3 1/2"	12"	Non-Perforated	Per Order			8
52.14.001.001	10'	3 1/2"	12"	Perforated	Per Order			8
18 ga. Steel								
52.13.003.001	10'	3 1/2"	12"	Non-Perforated	Per Order			8
52.13.001.001	10'	3 1/2"	12"	Perforated	Per Order			8
20 ga. Steel								
52.12.003.001	10'	3 1/2"	12"	Non-Perforated	Per Order			8
52.12.001.001	10'	3 1/2"	12"	Perforated	Per Order			8
0.040" Aluminum								
52.11.003.001	10'	3 1/2"	12"	Non-Perforated	Per Order			8
52.11.001.001	10'	3 1/2"	12"	Perforated	Per Order			8

Traditions
 Securline
 Planostile
 PlanarMacro
 MacroPlus
 Planar
 PlanarPlus



Midspan Support Channel Assembly
56.xx.056



Midspan Support Channels
52.xx.058

Product
Number

Dimensions		
Length	Height	Face

Packaging			Service
Feet	Pieces	Weight	Level

Midspan Support Channel Assembly

12 ga. Steel

52.12.056.001	10'	3 1/4"	4" x 1 1/2"	Per Order	6
---------------	-----	--------	-------------	-----------	---

14 ga. Steel

52.14.056.001	10'	3 1/4"	4" x 1 1/2"	Per Order	6
---------------	-----	--------	-------------	-----------	---

16 ga. Steel

52.16.056.001	10'	3 1/4"	4" x 1 1/2"	Per Order	6
---------------	-----	--------	-------------	-----------	---

18 ga. Steel

52.18.056.001	10'	3 1/4"	4" x 1 1/2"	Per Order	6
---------------	-----	--------	-------------	-----------	---

0.064" Aluminum

52.64.056.001	10'	3 1/4"	4" x 1 1/2"	Per Order	6
---------------	-----	--------	-------------	-----------	---

Midspan Support Channels

12 ga. Steel

52.12.058.001	10'	3 1/4"	2" x 1 1/2"	Per Order	6
---------------	-----	--------	-------------	-----------	---

14 ga. Steel

52.14.058.001	10'	3 1/4"	2" x 1 1/2"	Per Order	6
---------------	-----	--------	-------------	-----------	---

16 ga. Steel

52.16.058.001	10'	3 1/4"	2" x 1 1/2"	Per Order	6
---------------	-----	--------	-------------	-----------	---

18 ga. Steel

52.18.058.001	10'	3 1/4"	2" x 1 1/2"	Per Order	6
---------------	-----	--------	-------------	-----------	---

20 ga. Steel

52.20.058.001	10'	3 1/4"	2" x 1 1/2"	Per Order	6
---------------	-----	--------	-------------	-----------	---

0.064" Aluminum

52.40.058.001	10'	3 1/4"	2" x 1 1/2"	Per Order	6
---------------	-----	--------	-------------	-----------	---

Accessories

Securline™

Product Number	Size	Description	Feet	Packaging		Weight	Service Level
				Pieces			

Midspan Attachment

52.14.059	3" x 8"	Splice Clip			Per Order		6
52.14.062	3" x 5" x 3"	Corner Clip			Per Order		6

Poly-Wrapped Acoustical Pads

52.00.023.008	1' x 2'	1" x 1 lb.	–	1		0.25	6
52.02.001.008	1' x 1'	1" x 1 lb.	–	1		0.13	6
52.00.025.008	1' x 2'	1 1/2" x 1 lb.	–	1		0.25	6
52.02.015.008	1' x 1'	1 1/2" x 1 lb.	–	1		0.13	6

Wire Grid Spacer

60.00.020	1' x 2'	Steel			Per Order		0
-----------	---------	-------	--	--	-----------	--	---

Hold Down Inserts – For Wall Channel and Midspan Support

52.40.061	11"	0.040" Aluminum			Per Order		6
52.20.061	11"	20 ga. Steel			Per Order		6
52.18.061	11"	18 ga. Steel			Per Order		6
52.16.061	11"	16 ga. Steel			Per Order		6
52.14.061	11"	14 ga. Steel			Per Order		6
52.12.061	11"	12 ga. Steel			Per Order		6

Torx Tamper Resistant Security Screws and Drivers

85.53.291.001	–	#10 x 3/4" Button Head, White			Per Order		0
85.53.290.001	–	#12 x 3/4" Button Head, White			Per Order		0
85.53.293	–	Driver for #10 x 1/2" Screw			Per Order		0
85.53.296	–	Driver for #12 x 3/4" Screw			Per Order		0

Compression Struts

55.33.001	–	For 1' Drop with Screw	–	10		5	1
55.33.002	–	For 2' Drop with Screw	–	10		5	1
55.33.003	–	For 3' Drop with Screw	–	10		14	1
55.33.004	–	For 4' Drop with Screw	–	10		19	1
55.33.005	–	For 5' Drop with Screw	–	10		23	1
55.33.006	–	For 6' Drop with Screw	–	10		27	1
55.33.007	–	For 7' Drop with Screw	–	10		31	1
55.33.008	–	For 8' Drop with Screw	–	10		36	1
55.33.009	–	For 9' Drop with Screw	–	10		40	1

Product Number	Description	Packaging			Service Level	Per Bundle
		Feet	Pieces	Weight		

Hanger Wire

96CTL144	12, bundled	–	–	50		0
----------	-------------	---	---	----	--	---

Traditions™


Stamped Metal Ceiling Panels (Patterns shown on 2' x 2' panels)



0 (24" pattern)




1* (12" pattern)



2* (6" pattern)



3* (6" pattern)



4* (3" pattern)



5* (6" pattern)




6* (6" pattern)



7* (12" pattern)



8 (24" pattern)



9 (24" pattern)




10 (24" pattern)




11 (24" pattern)




12 (24" pattern)



21* (6" pattern)




22* (6" pattern)




23 (6" pattern)

* Available perforated.

(Patterns shown on 2' x 2' panels)



24 (12" pattern)




25 (12" pattern)



26* (12" pattern)



27 (12" pattern shown) 29 (24" pattern)



28* (12" pattern)




30 (24" pattern)




31 (24" pattern)




32 (24" pattern)




33 (24" pattern)




34 (24" pattern)



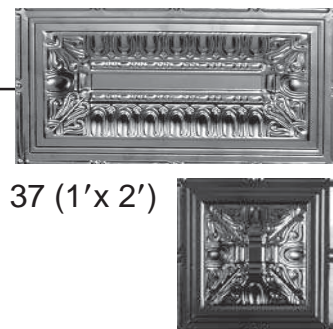
35 (24" pattern)



000 (standard filler)**




36 (24" pattern)



37 (1'x 2')



38 (1'x 1')



101 (molded filler)**



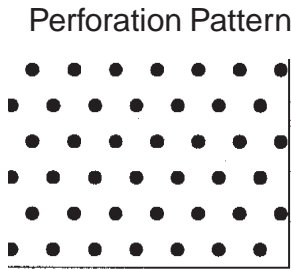
102 (molded filler)**

These patterns are available in Bare .000 and painted only.

* Available perforated.

** 2'x 4' only.

Planar PlanarPlus MacroPlus Macro Planostile Securline Traditions



Pattern 39R88S
0.039" diameter holes / 0.088" staggered centers / 22% open area / no border (formerly pattern U)

Estimator Guide

Panel Nominal Size	Sq. Ft. per Panel	Panels per Sq. Ft.
24" x 24"	4.00	0.250
24" x 48"	8.00	0.125

Product panel number key

example: 63.22.11U.001

<p>Finish</p> <p>Pattern/Perf</p> <p>Type</p> <p>System</p>	<p>00 = Bare (suitable for painting)</p> <p>01 = White</p> <p>14 = Chromecoat Anodized</p> <p>16 = Brasscoat Anodized</p> <p>509 = Coppercoat Anodized</p> <p>xxx = Other Color (enter color number)</p> <p>0xx = Unperforated and pattern number</p> <p>xxU = Pattern number and Perforated</p> <p>11 = 1' x 1' Lay-in panel (pattern 38 only)</p> <p>12 = 1' x 2' Lay-in panel (pattern 37 only)</p> <p>22 = 2' x 2' Lay-in panel</p> <p>23 = 2' x 2' Nail-up (pattern 36 only)</p> <p>24 = 2' x 4' Lay-in panel</p> <p>25 = 2' x 4' Nail-up panel</p> <p>26 = 2' x 4' Filler panel</p> <p>28 = 2' x 8' Nail-up panel (Bare only)</p> <p>40 = Cornice</p> <p>63 = Flat panel or Cornice</p> <p>64 = Reveal Edge panel</p> <p>66 = Snap-in panel (Patterns 3 and 7 only)</p>
---	---

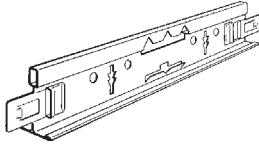
Product Notes

- Notes:
- Panels are not subject to return due to finish imperfections inherent in panel forming process.
 - Bare steel panels are chromium treated and require oil based paint or polyurethane to prevent rusting and tarnishing.
 - Chromecoat, Brasscoat and Coppercoat panels are anodized aluminum and shipped with a protective peelcoat.
 - Custom color matching requires color sample or paint manufacturer and color number.
 - Filler panels are 2' x 4' only and require trimming for lay-in application.
 - Patterns 36, 37 and 38 are bare or painted only.
 - Lay-in panels must be used with 15/16" grid and a gypsum panel lay-in backer.
 - Perforation option is available on panel patterns 1-7, 21, 22, 26, 28, 101, 102 and filler panel.
- Adders:
- Perforations - add \$1.50 per Sq. Ft. (list).
 - Other colors less than 100 Sq. Ft. - add \$125.00 (list).
 - 2' x 8' Panels - add \$100 packaging charge per order (list).
- Service:
- Custom colors - Service Level lead time begins after receipt of color approval.
 - Perforated panels - Service Level + 2 Weeks

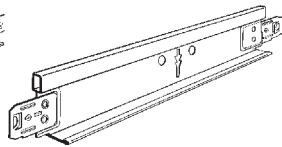
Product Number	Pattern	Description	Sq. Ft.	Packaging Pieces	Weight	Service Level
2' x 2' Lay-in						
63.22.xxx.000	0-12	Steel-Bare	100	25	50	1
63.22.xxx.xxx	0-12	Steel-Painted	100	25	50	3
63.22.xxx.xxx	0-12	Aluminum-Anodized	100	25	30	3
63.22.xxx.000	21-36	Steel-Bare	100	25	50	3
63.22.xxx.xxx	21-36	Steel-Painted	100	25	50	4
63.22.xxx.xxx	21-36	Aluminum-Anodized	100	25	30	4
2' x 4' Lay-in						
63.24.xxx.000	0-12, 21-30, 32-36*	Steel-Bare	120	15	60	2
63.24.xxx.xxx	0-12, 21-30, 32-36*	Steel-Painted	120	15	60	4
63.24.xxx.xxx	0-12, 21-30, 32-35	Aluminum-Anodized	120	15	35	4
2' x 2' Reveal Lay-in						
64.22.xxx.000	0, 1, 3, 4	Steel-Bare	80	20	50	2
64.22.xxx.xxx	0, 1, 3, 4	Steel-Painted	80	20	50	4
64.22.xxx.xxx	0, 1, 3, 4	Aluminum-Anodized	80	20	30	4
2' x 2' Snap-in**						
66.22.xxx.000	3, 7	Steel-Bare	80	20	50	2
66.22.xxx.xxx	3, 7	Steel-Painted	80	20	50	4

* Pattern 36 is 48" long.

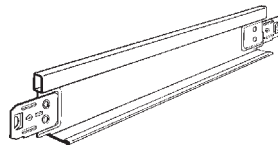
** Refer to Planostile Snap-in suspension, pg. 106.



Main Tee
10.00.250 - 10.00.260



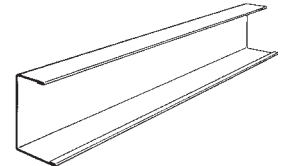
Cross Tee
10.01.209



Cross Tee
10.01.229



Wall Angle
38.90.122



Wall Channels
60.00.010 - 60.00.011

Product Number	Dimensions			Description	Weight Per Piece	Service Level
	Length	Height	Face			

15/16" Grid

Main Tee (Intermediate Duty)

10.00.250.001H	12'	1 1/2"	15/16"	01 White	3	1
10.00.250.044H	12'	1 1/2"	15/16"	44 Satin Silver	3	1
10.00.260.xxxH	12'	1 1/2"	15/16"	Other Colors	3	3
10.00.260.xxxH	12'	1 1/2"	15/16"	Anodized Finishes	3	2

Cross Tees – Stab-in/Butt Cut

10.01.209.xxxH	4'	1 1/2"	15/16"	01 White/44 Satin Silver	1	1
10.01.209.xxxH	4'	1 1/2"	15/16"	Other Colors	1	3
10.01.209.xxxH	4'	1 1/2"	15/16"	Anodized Finishes	1	2
10.01.229.xxxH	2'	1 1/2"	15/16"	01 White/44 Satin Silver	0.5	1
10.01.229.xxxH	2'	1 1/2"	15/16"	Other Colors	0.5	3
10.01.229xxxH	2'	1 1/2"	15/16"	Anodized Finishes	0.5	2

Note: Grid is not available in Bare 000.

Product Number	Dimensions			Colors	Packaging			Service Level	(Full Cartons Only)
	Length	Height	Face		LF	Pieces	Weight		

Wall Angle – Aluminum with Hemmed Edges

38.90.122.xxx	12'	15/16"	15/16"	01 White/08 Black/44 Satin Silver	120	10	10	1
38.90.122.xxx	12'	15/16"	15/16"	Other Colors	120	10	10	3
38.90.122.xxx	12'	15/16"	15/16"	Reflective/Anodized*	120	10	10	2

*Reflective and Anodized finishes on one side only.

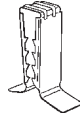
Product Number	Dimensions			Description	Weight Per Piece	Service Level
	Length	Height	Face			

Wall Channels — Steel

60.00.010.xxx	10'	1 9/16"	3/4" X 15/16"	01 White/44 Satin Silver	2.2	1
60.00.010.xxx	10'	1 9/16"	3/4" X 15/16"	Other Colors	2.2	3

Wall Channels — Aluminum

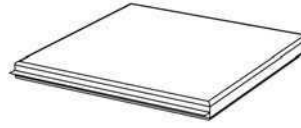
60.00.011.xxx	10'	1 9/16"	3/4" X 15/16"	01 White/44 Satin Silver	2.2	1
60.00.011.xxx	10'	1 9/16"	3/4" X 15/16"	Other Colors	2.2	3
60.00.011.xxx	10'	1 9/16"	3/4" X 15/16"	Anodized Finishes	2.2	2



Hold Down Clip
63.26.200



Wall Spring
63.26.202



Poly-Wrapped Acoustical Pad
58.01.059.008-58.01.064.008

Product Number	Description	Packaging			Service Level
		Feet	Pieces	Weight	

Miscellaneous Accessories

63.26.200	–	Black - Hold Down Clip	1000	16	0
63.26.202	–	Wall Spring	1000	17	0

Touch-up Paint

940.xxx	–	Touch-Up Paint, 12 oz. spray can*	1	1	1
941.xxx	–	Touch-Up Paint, gallon	1	12	3

*14 standard colors.

Product Number	Panel Size	Description	Weight Per Piece	Service Level
----------------	------------	-------------	------------------	---------------

Poly-Wrapped Acoustical Pads

58.01.059.008	24" x 24"	1" x 1 lb.	0.50	2
58.01.061.008	24" x 48"	1" x 1 lb.	1.00	4
58.01.064.008	24" x 24"	1 1/2" x 1 lb.	0.75	2
58.01.063.008	24" x 48"	1 1/2" x 1 lb.	1.50	4

Product Number	Description	Packaging			Service Level	Per Bundle
		Feet	Pieces	Weight		

Hanger Wire

96CTL144	12", bundled	–	–	50	0
----------	--------------	---	---	----	---

Product Number	Pattern	Description	Packaging			Service Level
			Sq. Ft.	Pieces	Weight	
Nail-up Panels						
1' x 1'						
63.11.038.000	38	Steel-Bare	25	25	15	2
63.11.038.xxx	38	Steel-Painted	25	25	15	4
1' x 2'						
63.12.037.000	37	Steel-Bare	50	25	25	2
63.12.037.xxx	37	Steel-Painted	50	25	25	4
2' x 2'						
63.12.036.000	36	Steel-Bare	100	25	50	2
63.12.036.xxx	36	Steel-Painted	100	25	50	4
2' x 4'						
63.25.xxx.000	0-12, 21-30, 32-36*	Steel-Bare	120	15	60	2
63.25.xxx.xxx	0-12, 21-30, 32-36*	Steel-Painted	120	15	60	4
63.25.xxx.xxx	0-12, 21-30, 32-35	Aluminum-Anodized	120	15	35	4
2' x 8'						
63.28.xxx.000	1-8, 10, 11, 21, 25, 26, 32, 34	Steel-Bare	Per Order			2

* Pattern 36 is 48" long.

Filler Panels

2' x 4' - For Perimeter Use

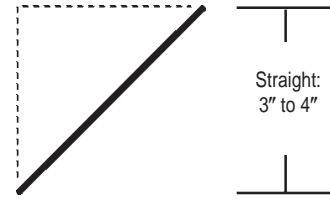
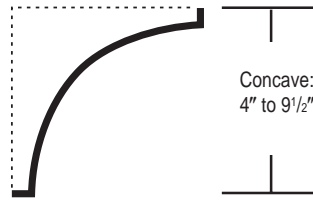
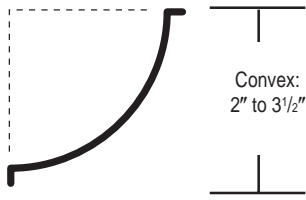
63.26.xxx.000	000, 101, 102	Steel-Bare	Per Order			1
63.26.xxx.xxx	000, 101, 102	Steel-Painted	Per Order			3
63.26.xxx.xxx	000, 101, 102	Aluminum-Anodized	Per Order			4

Backsplash Panels

18.5" x 48.5"

63.27.xxx.600**	2-6, 21	Stainless Steel	Per Order			3
-----------------	---------	-----------------	-----------	--	--	---

** Stainless steel not available perforated.



Patterns

Convex



63.40.020



63.40.025




63.40.026




63.40.035

Concave



63.40.040



63.40.050




63.40.060




63.40.062



63.40.063



63.40.075



63.40.085



63.40.095

Straight



63.40.030



63.40.041

Girder Nosing



63.40.015

Traditions
Securline
Planostile
PlanarMacro
MacroPlus
Planar
PlanarPlus

Product Number	Nominal Dimensions			Description	Weight Per Piece	Service Level
	Length	Height	Projection			
Convex						
63.40.020.000	4'	2"	2"	Steel-Bare	0.75	1
63.40.020.xxx	4'	2"	2"	Steel-Painted	0.75	3
63.40.020.xxx	4'	2"	2"	Aluminum-Anodized	0.75	3
63.40.025.000	4'	2 1/2"	2 1/2"	Steel-Bare	0.75	1
63.40.025.xxx	4'	2 1/2"	2 1/2"	Steel-Painted	0.75	3
63.40.025.xxx	4'	2 1/2"	2 1/2"	Aluminum-Anodized	0.75	3
63.40.026.000	4'	2 1/2"	2 1/2"	Steel-Bare	0.75	1
63.40.026.xxx	4'	2 1/2"	2 1/2"	Steel-Painted	0.75	3
63.40.026.xxx	4'	2 1/2"	2 1/2"	Aluminum-Anodized	0.75	3
63.40.035.000	4'	3 1/2"	3 1/2"	Steel-Bare	0.75	1
63.40.035.xxx	4'	3 1/2"	3 1/2"	Steel-Painted	0.75	3
63.40.035.xxx	4'	3 1/2"	3 1/2"	Aluminum-Anodized	0.75	3
Concave						
63.40.040.000	4'	4"	4"	Steel-Bare	1.00	1
63.40.040.xxx	4'	4"	4"	Steel-Painted	1.00	3
63.40.040.xxx	4'	4"	4"	Aluminum-Anodized	1.00	3
63.40.050.000	4'	4"	4"	Steel-Bare	1.00	1
63.40.050.xxx	4'	4"	4"	Steel-Painted	1.00	3
63.40.050.xxx	4'	4"	4"	Aluminum-Anodized	1.00	3
63.40.060.000	4'	6"	6"	Steel-Bare	1.50	1
63.40.060.xxx	4'	6"	6"	Steel-Painted	1.50	3
63.40.060.xxx	4'	6"	6"	Aluminum-Anodized	1.50	3
63.40.062.000	4'	6"	6"	Steel-Bare	1.50	1
63.40.062.xxx	4'	6"	6"	Steel-Painted	1.50	3
63.40.062.xxx	4'	6"	6"	Aluminum-Anodized	1.50	3
63.40.063.000	4'	6 1/4"	6 1/4"	Steel-Bare	1.75	1
63.40.063.xxx	4'	6 1/4"	6 1/4"	Steel-Painted	1.75	3
63.40.063.xxx	4'	6 1/4"	6 1/4"	Aluminum-Anodized	1.75	3
63.40.075.000	4'	6"	6"	Steel-Bare	1.00	1
63.40.075.xxx	4'	6"	6"	Steel-Painted	1.00	3
63.40.075.xxx	4'	6"	6"	Aluminum-Anodized	1.00	3
63.40.085.000	4'	8 3/4"	8 3/4"	Steel-Bare	2.50	1
63.40.085.xxx	4'	8 3/4"	8 3/4"	Steel-Painted	2.50	3
63.40.085.xxx	4'	8 3/4"	8 3/4"	Aluminum-Anodized	2.50	3

(Concave continued on next page)

Product Number	Nominal Dimensions			Description	Weight Per Piece	Service Level
	Length	Height	Projection			
Concave (continued from previous page)						
63.40.095.000	4'	9 1/2"	9 1/2"	Steel-Bare	3	1
63.40.095.xxx	4'	9 1/2"	9 1/2"	Steel-Painted	3	3
63.40.095.xxx	4'	9 1/2"	9 1/2"	Aluminum-Anodized	3	3
Straight						
63.40.030.000	4'	3"	3"	Steel-Bare	0.85	1
63.40.030.xxx	4'	3"	3"	Steel-Painted	0.85	3
63.40.030.xxx	4'	3"	3"	Aluminum-Anodized	0.85	3
63.40.041.000	4'	4"	4"	Steel-Bare	1.00	1
63.40.041.xxx	4'	4"	4"	Steel-Painted	1.00	3
63.40.041.xxx	4'	4"	4"	Aluminum-Anodized	1.00	3
Girder Nosing						
63.40.015.000	4'	1 1/2"	1 1/2"	Steel-Bare	–	1
63.40.015.xxx	4'	1 1/2"	1 1/2"	Steel-Painted	–	3
63.40.015.xxx	4'	1 1/2"	1 1/2"	Aluminum-Anodized	–	3



Cone Head Nail
63.26.100

Product Number	Description	Weight Per Carton	Service Level
Cone Head Nails*			
63.26.100.000	00 Bare	1	1
63.26.100.001	01 White Finish	1	1
63.26.100.014	14 Chrome Finish	1	1
63.26.100.016	16 Brass Finish	1	1
63.26.100.509	509 Copper Finish	1	1
* Use approximately one carton for 200 Square Ft.			
Touch-up Paint			
940.xxx	Touch-Up Paint, 12 oz. spray can*	1	1
941.xxx	Touch-Up Paint, gallon	1	3

*14 standard colors.

General Conditions of Sale

Order Acceptance

Whenever used herein, "Seller" shall refer to Chicago Metallic Corporation and "Purchaser" shall refer to the party ordering or purchasing products ("Products") from Seller.

Seller's price list does not constitute an offer to sell Products listed therein, but is simply provided as a convenience to prospective Purchasers.

Purchaser's order to Seller shall constitute an offer to Seller to purchase Products which offer Seller may accept at its sole discretion. Acceptance shall be by a writing containing these General Conditions of Sale ("Conditions"). Acceptance of Purchaser's order or any part of it by Seller is expressly made conditional on Purchaser's assent to these Conditions. Purchaser may vary these Conditions only with the written consent of Seller. Acceptance of Products by Purchaser or failure of Purchaser to object in writing to these Conditions within ten (10) days following delivery of Products to Purchaser shall constitute Purchaser's assent to these Conditions.

Shipment and Delivery

Seller shall deliver Product F.O.B. place of shipment. Risk of loss to Product shall pass to Purchaser upon delivery to carrier at such place of shipment. Carrier acts as Purchaser's agent. Products shall be shipped as soon as practical, or as requested by Purchaser after order acceptance by Seller. However, delivery dates shall not be of the essence, but shall be regarded as Seller's best approximation of such delivery dates.

Prices of Freight Costs

Unless otherwise indicated, prices shown on Seller's price list are for less than truckload quantities. The minimum truckload quantity is 24,000 pounds. Prices are subject to change without notice and are based on full carton quantities. Prices shall be those in effect at time of shipment of Products.

Seller shall grant Purchaser a freight allowance on all orders of 12,000 pounds or more for a single shipment to a single destination. The allowance shall be based on the lowest rates currently in effect from actual shipping point to destination point or nearest port of export. In no event shall the allowance be greater than the actual freight cost of a specific shipment. Purchaser's request for costlier means of shipment will be honored, but Purchaser shall be liable to Seller for the additional freight expense. Purchaser "will-call" orders at Seller's plant warehouse shall not be entitled to allowance.

All taxes, tariffs, duties or similar charges paid by Seller imposed or levied by any governmental authority in connection with the purchase, shipment, import or export of Products purchased or in connection with the procuring of materials used therein may at Seller's sole option be added to the price of Products so affected. Additional shipping charges for Products paid by Seller such as destination, storage, labor and redelivery and special or extra expenses for handling air freight, bus or other shipments may also, at Seller's sole option, be added to the price of such Products.

Payment

Payment for all Products shall be net cash due and payable in U.S. dollars within thirty (30) days following receipt by Purchaser of shipping documents for such Products by check or bank transfer to a bank account to be designated by Seller. If accounts are paid within ten (10) days following receipt by Purchaser of the corresponding shipping documents, Purchaser shall be entitled to a one percent (1%) discount from the price of Products only.

If, in Seller's sole opinion, the financial condition of the Purchaser so warrants, Seller may require advance payments or satisfactory security. In the event that the Purchaser fails to make such advance payments or furnish such security upon Seller's request, delivery of Products may be suspended without further Seller obligation.

Seller may, at Seller's sole option, require payment by means of an irrevocable letter of credit opened and confirmed by a bank or banks acceptable to Seller and upon terms and conditions acceptable to Seller.

Limited Warranty

Seller warrants to Purchaser that Products will substantially conform in quantity and quality to Purchaser's order, as accepted by Seller, provided, however, that (1) Products are inspected by Purchaser upon arrival at place of destination and any and all nonconformities are noted on the bill of lading and all other delivery documents and are attested to in writing by carrier's representative (2) Purchaser furnishes Seller with written notice of such non-conformities within fifteen (15) days following arrival of non-conforming Products at the place of destination, (3) Pur-

chaser holds nonconforming Products for Seller's inspection (4) non-conformities occurred prior to delivery by Seller of Products F.O.B. place of shipment, and (5) Purchaser does not alter, repair, use or attempt to alter or repair any non-conforming Products. This limited warranty is Seller's only and exclusive express warranty to Purchaser. Seller disclaims any and all implied warranties including without limitation any implied warranty of merchantability or fitness for a particular purpose.

Purchaser's sole and exclusive remedy against Seller shall be the replacement F.O.B. its plant or site, at Seller's option, of any Products which do not conform to Seller's limited warranty hereunder. No other remedy (including, without limitation, incidental or consequential damages for lost profits, lost sales, injury to persons or property or any other incidental or consequential loss) shall be available to Purchaser.

Purchaser agrees to include in all contracts between Purchaser and subsequent owners or users of Products, and to bring to the attention of all Purchaser's customers of Products, the following warranty disclaimer: Chicago Metallic Corporation disclaims any and all warranties expressed or implied, including, without limitation, any implied warranty of merchantability or fitness for a particular purpose. Purchaser shall be excluded on behalf of Seller all remedies for damage or injury to Products persons or property. In the event that Purchaser fails to comply with the foregoing obligations, Purchaser shall indemnify Seller for any liability resulting from such non-compliance and shall otherwise hold Seller harmless.

Returns

In order to return any Products to Seller, Purchaser must first obtain prior authorization for products eligible for return, and receive a Return Goods Authorization number from Seller's home office. All authorized returns are subject to a 20% restocking charge. Seller will only issue credit for Service Level "0" material received at the designated company facility with the Return Goods Authorization appearing on the material, and after being inspected and determined by Seller to be in resalable condition. Purchaser is solely responsible for arranging and prepaying for all return freight. Seller will not be responsible for any damage in transit on material returned at customer's request, and will not file freight claims on such damaged material. When these terms are met, seller will issue appropriate material credit less the restocking charge.

Default, Termination and Suspension of Delivery

Seller reserves the right, among other remedies, either to cancel Purchaser's order or suspend further deliveries of Products thereunder in the event that (1) Purchaser fails to pay for any one shipment of Products when payment for such shipment becomes due; (2) Purchaser fails to make any advance payments or satisfactory security demanded by Seller pursuant to paragraph two of PAYMENTS section above; or (3) Purchaser fails or refuses to accept any delivery of Products ordered from Seller.

Delivery of Products may be suspended in whole or in part in case of any event beyond Seller's control, including, but not limited to, explosion, fire, shortage of fuel, power or raw materials flood strike lockout, injunction, riot, insurrection, war, national emergency, government act, or act of God.

Miscellaneous

No failure or delay on the part of Seller in exercising any right, power or privilege hereunder shall operate as a waiver thereof or of any other right, power or privilege hereunder nor shall any single or partial exercise of any such right power or privilege preclude any other right, power or privilege. The rights or remedies of Seller hereunder are cumulative and not exclusive of any rights or remedies which it may otherwise have.

The parties hereto may correct stenographic and clerical errors without liability.

Purchaser may not assign the order without the express written consent of Seller.

All notices to be given hereunder by either party to the other party shall be dispatched by certified or registered mail return receipt requested addressed to the last known post office address of such other party. Any such notice shall be deemed received within five (5) days following any such dispatch if mailed from within the United States of America and ten (10) days if mailed from outside the United States of America. Either party may change its address by notice to the other party.

These Conditions shall be governed by and interpreted in accordance with the laws of the State of Illinois, United States of America, and all disputes hereunder that cannot be amicably resolved by the parties thereto must be settled in a court of competent jurisdiction within the State of Illinois, United States of America.

The provisions of these Conditions shall be severable one from the other so that should any provision be held legally unenforceable by a court of competent jurisdiction, the remaining provisions shall remain in effect.



Ceiling Systems and Specialty Products - USA and Canada: 800.323.7164 / Fax: 800.222.3744 / www.chicagometallic.com

CHICAGO / BALTIMORE / LOS ANGELES / BELGIUM / DENMARK / THE NETHERLANDS / UK / GERMANY / FRANCE / HONG KONG / PRC / MALAYSIA / UNITED ARAB EMIRATES / MEXICO

Chicago Metallic, its logo, Planar, PlanarPlus and PlanarMacro are Registered Trademarks of Chicago Metallic Corporation. BeamGrid, CubeGrid, CurvGrid, EuroClean, EuroFoam, Eurostone, Infinity, Intaline, Magna T-Cell, Metaline, Monarch, MacroPlus Planostile, Securline, Traditions and Soundtex are trademarks of Chicago Metallic Corporation.

© 2004 Chicago Metallic Corporation All Rights Reserved C-PL-Specialty-060104 Printed in USA

Literature Disclaimer: Presentations in this brochure or any other Chicago Metallic Corporation publication are correct to the best of our knowledge at time of preparation. We provide this information in an advisory capacity only. Any advisory recommendations given in our publications must be modified to conform with local codes, conditions and specifications. We reserve all rights to amend any information published in our literature without additional notice. Chicago Metallic can not be held responsible or liable for the selection nor application of our products.