

# PROSPEC®

## Tile Setting Systems



[www.prospec.com](http://www.prospec.com)

# About Us

## ProSpec, by Bonsal American

ProSpec is the professionally specified brand of Tile Installation, Flooring Repair & Rehabilitation and Concrete Repair & Restoration products. Manufactured by Bonsal American, one of the largest producers of packaged building material products in the United States, ProSpec offers proven performance.

## Tile and Stone Installation

From tile and stone installation to traditional flooring preparation and restoration, ProSpec’s line includes professional grouts, thin sets, self-leveling underlayments, waterproofing, adhesives, repair mortars and patches.

## System Warranties

Because we are confident in the performance of each ProSpec product, we offer extended warranties on select tile and stone installation products when used together as a system. Now you can protect your investment with a Limited Lifetime, 10-year or 5-year system warranty.

## Technical Services

We have an expert Technical Service Group that handles all inquiries regarding products and their related applications. Our support staff has the hands-on experience and technical background to address any needs you may have, so please don’t hesitate to contact us.

ProSpec Technical Service Support: 1.800.334.0784  
Email inquiries to: [prospec@oldcastleapg.com](mailto:prospec@oldcastleapg.com)

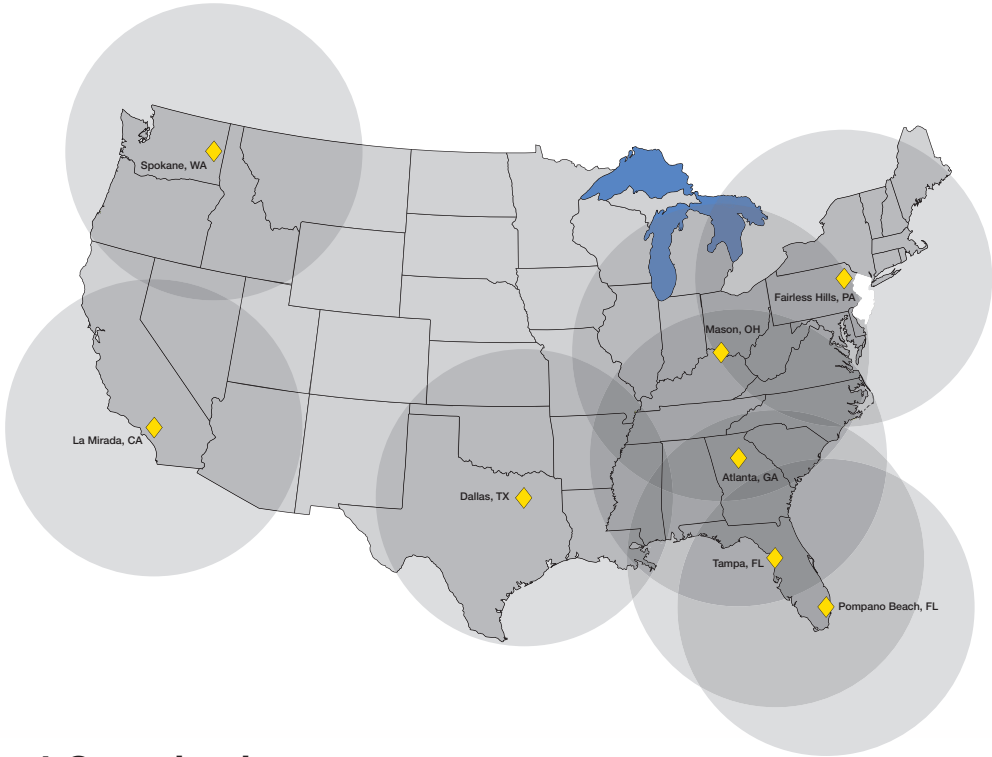
## ProSpec Contributes LEED Points

ProSpec is committed to manufacturing environmentally friendly products. Our products can help you achieve LEED certification by contributing to points in three areas:

- 1. IEQ 4.1: Low-emitting materials that contribute to indoor environmental quality
- 2. MR 4 Post-consumer recycled content
- 3. MR 5 Regional materials, including local manufacturing and the use of raw materials from within 500 miles of the manufacturing site

ProSpec can supply product from eight locations across the United States, ensuring that most products will be manufactured within 500 miles of your project site.

## ProSpec Manufacturing/Shipping Locations within a 500-mile Radius



## Professional Organizations



# ProSpec Performance



## Micro Defense® Technology

Micro Defense® Technology is a special antimicrobial additive that prevents the growth of mold and mildew. All ProSpec sanded and unsanded grouts feature Micro Defense® Technology to protect against the growth of unsightly mold and mildew ensuring your installation will remain as beautiful as the day it was installed. Micro Defense® helps guard against rot and is particularly important for installations exposed to moisture.



ProSpec sanded and unsanded ProColor grouts feature enhanced workability. Their smooth, creamy formula is easy to mix and apply, even on vertical surfaces.



## Rapid Cure Technology™ (RCT)

Rapid Cure Technology (RCT)™ improves the strength, curing, workability, and performance of ProSpec surface preparation and tile products. Rapid Cure Technology is ProSpec's next generation of cement technology beyond portland cement based systems offering quick, high strength development and fast curing without sacrificing workability or working time. RCT also prevents efflorescence, controls the shrinkage during curing and provides greater long-term performance.






# System Warranties

## Limited Lifetime, 10-Year and 5-Year System Warranties

Get maximum protection for your tile and stone investment with ProSpec system warranties. Warranties are designed for interior floors (excluding showers).



PRODUCT TYPE	PRODUCT NAME	WARRANTY
PREPARATION*	Floor Mud	All
	Floor Patch	All
	Level Set 300	Lifetime
	Level Set 200	10-Year
	Level Set 100	5-Year
WATERPROOFING*	B-6000	All
CRACK ISOLATION*	B-6000	All
	Flex-Guard	All
	Speed-Flex	All
HEATED FLOOR SYSTEM*	QuickNet®	All
THIN SET MORTAR	Permalastic™ System	Lifetime
	Permalastic™ Rapid System	Lifetime
	Superior PermaFlex® 600	Lifetime
	B-7000 Epoxy Mortar	Lifetime
	StayFlex® 590	10-Year
	Medium Bed PermaFlex® 550	10-Year
	PermaFlex® 500	10-Year
	PermaFlex® 400	5-Year
GROUT	ProColor Sanded	All
	ProColor Unsanded	All
	B-7000 Epoxy Grout	All

\* When required

### Approved Substrates:

- Concrete
- Cement Backerboard
- \*Oriented Strand Board (OSB)
- Exterior Glue Plywood

\*Surface preparation with B-6000 is recommended for all substrates, but B-6000 is required for OSB.

Tile Grout

NEW



ProColor Sanded Tile Grout

ProSpec ProColor Sanded Grout is a polymer modified, portland cement based grout that offers excellent workability, extended bucket life and consistent, rich color with reduced efflorescence.

<b>Features:</b> <ul style="list-style-type: none"><li>• Guaranteed color consistency</li><li>• Micro Defense® Technology for mold and mildew resistance</li><li>• Available in 38 colors, including natural gray and white</li></ul>	<b>Uses:</b> <ul style="list-style-type: none"><li>• Interior or exterior; wall, floor or ceiling applications</li><li>• For 1/16" to 1/2" grout joints</li></ul>	<b>Specifications:</b> <ul style="list-style-type: none"><li>• ANSI A118.6 &amp; A118.7</li></ul> <b>Packaging:</b> <ul style="list-style-type: none"><li>• 10 &amp; 25 lb. bags</li></ul>
---	---	--

NOTE: ProSpec Sanded Caulk available in all 38 colors.



ProColor Unsanded Tile Grout

ProSpec ProColor Unsanded Grout is a polymer modified, portland cement based grout that offers excellent workability, extended bucket life and consistent, rich color with reduced efflorescence.

<b>Features:</b> <ul style="list-style-type: none"><li>• Guaranteed color consistency</li><li>• Micro Defense® Technology for mold and mildew resistance</li><li>• Available in 38 colors, including natural gray and white</li></ul>	<b>Uses:</b> <ul style="list-style-type: none"><li>• Interior or exterior wall, floor or ceiling applications</li><li>• For grout joints up to 1/8"</li></ul>	<b>Specifications:</b> <ul style="list-style-type: none"><li>• ANSI A118.6</li></ul> <b>Packaging:</b> <ul style="list-style-type: none"><li>• 10 lb. bags</li></ul>
---	---	--

NOTE: ProSpec Unsanded Caulk available in all 38 colors.



B-7000 Epoxy

ProSpec B-7000 is a 100% solid, stain and chemical resistant, water cleanable tile setting and grouting epoxy additive to be mixed with ProSpec Sanded Tile Grout. B-7000 is a 3-part epoxy consisting of a resin, hardener and thickener (grout sold separately).

<b>Features:</b> <ul style="list-style-type: none"><li>• Colorless and non-staining</li><li>• Mixes with all ProSpec polymer modified sanded tile grouts for a perfect color match every time</li><li>• Excellent workability</li><li>• Qualifies for a Limited Lifetime System Warranty*</li></ul>	<b>Uses:</b> <ul style="list-style-type: none"><li>• Interior or exterior as a mortar</li><li>• Interior only as a grout</li></ul>	<b>Specifications:</b> <ul style="list-style-type: none"><li>• ANSI A118.3</li></ul> <b>Packaging:</b> <ul style="list-style-type: none"><li>• 3.8 lb. &amp; 9.6 lb. pails</li></ul>
---	--	--

Sanded and Unsanded Tile Grout Colors

ProSpec offers 38 colors, all designed to provide color consistency. Please refer to the ProSpec color chart for accurate representation of grout colors.

35 Ice White	13 Cafe	31 French Mocha	05 Aspen	29 Fawn	23 Dark Chocolate	51 Painted Desert	49 Onyx Black
09 Bone	61 Sterling Silver	11 Buff	19 Cypress	65 Taupe	57 Sable	71 Warm Ivory	
41 Linen	7 Winterwood	25 Delorean Gray	21 Dakota Prairie	63 Summer Wheat	27 Evergreen	39 Limestone	
43 Moonlight	03 Antique White	33 Honey	69 Travertine	15 Canyon Sunset	47 Navy	37 Khaki	
01 Almond	59 Sand Dollar	53 Pebble Brown	07 Autumn	55 River Rock	17 Charcoal	77 Woodsmoke	

## Engineered Performance Thin Sets



### Permalastic™

NEW

ProSpec Permalastic System is a two component, highly engineered, highly flexible, mortar with superior bond strength, flexural strength and elongation.

#### Features:

- High performance mortar capable of bridging 3/16" (3 mm) cracks
- Extra Heavy Duty Rating per ASTM C627
- Mixes with Permalastic Additive only
- Qualifies for a Limited Lifetime System Warranty

#### Uses:

- Interior/exterior; walls, floors or ceilings
- Installs: ceramic, porcelain, glass, quarry, cement and high bottom lugged tile; slate; pavers; natural stone; non-warpable marble

#### Substrates:

- Concrete, exterior grade plywood (interior floors only), suspended slabs, tile backerboard, cut back adhesive, terrazzo, VCT, concrete & masonry block

#### Specifications:

- ANSI A118.4 & A118.11
- C2-E-S2-P2 per ISO 13007

#### Packaging:

- Permalastic Powder: 50 lb. bags, gray & white
- Permalastic Additive: 2 gal. jugs

NOTE: Permalastic Additive & Permalastic Powder are sold separately



### Permalastic™ Rapid

NEW

ProSpec Permalastic Rapid System is a two component, highly engineered, fast-setting, highly flexible mortar with superior bond strength, high early strength and minimal downtime.

#### Features:

- High performance mortar capable of bridging 3/16" (3 mm) cracks
- Extra Heavy Duty Rating per ASTM C627
- Ideal where quick return to service is required
- Grout in 2-4 hours
- Mixes with Permalastic Additive only
- Qualifies for a Limited Lifetime System Warranty

#### Uses:

- Interior/exterior; walls, floors or ceilings
- Installs: ceramic, porcelain, glass, quarry, cement and high bottom lugged tile; slate; pavers; natural stone; non-warpable marble

#### Substrates:

- Concrete, exterior grade plywood (interior floors only), suspended slabs, tile backerboard, cut back adhesive, terrazzo, VCT, concrete & masonry block

#### Specifications:

- ANSI A118.4 & A118.11
- C2-F-S2-P2 per ISO 13007

#### Packaging:

- Permalastic Powder: 50 lb. bags, gray & white
- Permalastic Additive: 2 gal. jugs

NOTE: Permalastic Additive & Permalastic Powder are sold separately




### Permalastic Latex Additive

ProSpec® Permalastic Additive is a “next generation” acrylic liquid co-polymer designed to be used with Permalastic Powder or Permalastic Rapid Powder.

#### Packaging:

- 2 gallon (7.56 L)



## Polymer Modified Thin Sets



### Superior PermaFlex® 600

ProSpec PermaFlex 600 is a high-performance mortar capable of bridging 1/8" cracks. Designed for bonding ceramic tile and natural stone to difficult-to-bond substrates.

**Features:**

- High performance mortar capable of bridging 1/8" (3 mm) cracks
- Qualifies for a Limited Lifetime System Warranty

**Uses:**

- Interior/exterior; walls, floors or ceilings
- Installs: ceramic, porcelain and glass tile, dimensionally stable marble

**Substrates:**

- Concrete, exterior grade plywood (interior floors only), backerboard and cut back adhesive residue

**Specifications:**

- ANSI A118.4 & A118.11
- C2-E-S1-P2 per ISO 13007

**Packaging:**

- 25 lb. & 50 lb. bags, gray & white



### PermaFlex® 500

ProSpec PermaFlex 500 thin set mortar is designed for setting tile and natural stone over difficult-to-bond substrates. Ideal for installing glass tile.

**Features:**

- High bond strength for difficult to bond substrates
- Qualifies for a 10-Year Limited System Warranty

**Uses:**

- Interior or exterior; walls, floors or ceilings
- Installs: ceramic, porcelain or glass tile, dimensionally stable marble

**Substrates:**

- Concrete, exterior grade plywood (interior floors only), backerboard, cut back adhesive

**Specifications:**

- ANSI A118.4 & A118.11
- C2-E-S1-P1 per ISO 13007

**Packaging:**

- 50 lb. bags, gray & white



### PermaFlex® 400

ProSpec PermaFlex 400 thin set mortar is suitable for installing most tile over exterior grade plywood (interior only).

**Features:**

- High bond strength, impact strength and extended open time over ordinary thin set mortars
- Qualifies for a 5-Year Limited System Warranty

**Uses:**

- Interior or exterior; walls or floors
- Installs: ceramic, quarry or porcelain tile

**Substrates:**

- Concrete, tile backerboard and exterior grade plywood (interior only)

**Specifications:**

- ANSI A118.4 & A118.11
- C2-P1 per ISO 13007

**Packaging:**

- 50 lb. bags, gray & white



### PermaFlex® 300

ProSpec PermaFlex 300 thin set mortar is ideal for installing porcelain tile over concrete.

**Features:**

- Polymer modified – just add water

**Uses:**

- Interior or exterior; walls or floors
- Installs: ceramic, quarry or porcelain tile

**Substrates:**

- Concrete, tile backerboard

**Specifications:**

- ANSI A118.4
- C2 per ISO 13007

**Packaging:**

- 50 lb. bags, gray & white



Polymer Modified Specialty Thin Sets

## StayFlex® 590

ProSpec StayFlex 590 Offers high bond strength and a non-sag formula designed specifically for setting large format tile and stone.

### Features:

- Provides 20% more coverage
- High bond strength for large format tile
- Qualifies for a 10-Year Limited System Warranty

### Uses:

- Interior or exterior; walls, floors or ceilings
- Installs: ceramic, porcelain, glass, quarry, cement tile; pavers, slate, marble and natural stone

### Substrates:

- Dry wall, tile backerboard, countertops, tile, concrete, exterior grade plywood (interior only)

### Specifications:

- ANSI A118.4 & A118.11
- C2-T-E-S1-P1 per ISO 13007

### Packaging:

- 50 lb. bags, gray & white

## Quick PermaFlex® 570

ProSpec Quick PermaFlex 570 is a fast-setting mortar that offers high bond strength and high compressive strengths.

### Features:

- Grout within 2 to 4 hours
- Accepts light traffic in 4-6 hours
- Ideal for use in heavy traffic areas or where down time is critical
- Qualifies for a 10-Year Limited System Warranty

### Uses:

- Interior or exterior; walls, floors or ceilings
- Installs ceramic, porcelain, glass, quarry and cement tile; pavers, slate, marble and natural stone

### Substrates:

- VCT, cut back adhesive, countertops, concrete, tile, tile backerboard, exterior grade plywood (interior only)

### Specifications:

- ANSI A118.4 & A118.11
- C2-F-S1-P1 per ISO 13007

### Packaging:

- 25 lb. bags, gray & white

## Medium Bed PermaFlex® 550

ProSpec Medium Bed PermaFlex 550 is specifically designed to apply in a thicker bed to achieve full coverage under large format tile and natural stone.

### Features:

- Provides a thicker bed than traditional dry set mortars
- Qualifies for a 10-Year Limited System Warranty

### Uses:

- Interior or exterior; walls or floors
- Installs: large ceramic, porcelain or quarry tile; non-warping marble, brick pavers, slate, natural stone

### Substrates:

- Countertops, concrete, tile, tile backerboard, cutback adhesive, exterior grade plywood (interior only)

### Specifications:

- ANSI A118.4 & A118.11
- C2-S1-P1 per ISO 13007

### Packaging:

- 50 lb. bags, gray & white

## PermaFlex® Lite 525

ProSpec PermaFlex Lite 525 is a lightweight mortar that offers twice the coverage of typical thin set mortars. Non-slump formula is ideal for large, heavy tile.

### Features:

- Provides coverage equal to a 50 lb. bag at half the weight
- Non-slump formula
- Qualifies for a 10-Year Limited System Warranty

### Uses:

- Interior or exterior; walls, floors or ceilings
- Installs: ceramic, porcelain, glass, cement and high bottom lugged tile; pavers, non-warping marble

### Substrates:

- Countertops, tile backerboard, concrete, exterior grade plywood (interior only), cutback adhesive

### Specifications:

- ANSI A118.4 & A118.11
- C2-E-T-S1-P1 per ISO 13007

### Packaging:

- 25 lb. bags, gray & white



Non-Polymer Modified Thin Sets



PermaSet® 275

ProSpec PermaFlex 275 is a non-modified thin set for use in installing tile over concrete substrates or for installation over uncoupling membranes.

<b>Features:</b> <ul style="list-style-type: none"><li>Improved grab on vertical surfaces</li></ul>	<b>Uses:*</b> <ul style="list-style-type: none"><li>Interior; walls or floors</li><li>Installs: ceramic, quarry, clay bodied or high bottom lugged tile; pavers</li></ul> <b>Substrates:</b> <ul style="list-style-type: none"><li>Concrete, tile backerboard</li></ul>	<b>Specifications:</b> <ul style="list-style-type: none"><li>ANSI A118.1</li><li>C1 per ISO 13007</li></ul> <b>Packaging:</b> <ul style="list-style-type: none"><li>50 lb. bags, gray &amp; white</li></ul>
---	---	---

\* Mix with ProSpec B-730 Additive for enhanced performance. Visit [prospec.com](http://prospec.com) for details.



PermaSet® 200

ProSpec PermaSet 200 is a non-modified thin set designed for setting ceramic tile over concrete substrates.

<b>Features:</b> <ul style="list-style-type: none"><li>Designed for installing ceramic over concrete</li></ul>	<b>Uses:*</b> <ul style="list-style-type: none"><li>Interior; walls or floors</li><li>Installs: ceramic, quarry or cement tile</li><li>Use as a leveling bed for tile backerboard</li></ul> <b>Substrates:</b> <ul style="list-style-type: none"><li>Concrete, tile backerboard</li></ul>	<b>Specifications:</b> <ul style="list-style-type: none"><li>ANSI A118.1</li><li>C1 per ISO 13007</li></ul> <b>Packaging:</b> <ul style="list-style-type: none"><li>50 lb. bags, gray &amp; white</li></ul>
--	---	---

\* Mix with ProSpec B-730 Additive for enhanced performance. Visit [prospec.com](http://prospec.com) for details.



PermaSet® Concentrate 330

ProSpec PermaSet Concentrate 330 serves as the bond coat for ceramic tile when sprinkled over a compacted setting bed or as a thin set mortar with the addition of the proper sand.

<b>Features:</b> <ul style="list-style-type: none"><li>Used for installations over freshly installed portland cement browncoat</li></ul>	<b>Uses:</b> <ul style="list-style-type: none"><li>Bond coat instead of neat portland cement when sprinkled over compacted setting beds</li><li>As a dry set mortar over cured, rigid surfaces with the proper addition of sand</li></ul>	<b>Specifications:</b> <ul style="list-style-type: none"><li>ANSI A118.1</li></ul> <b>Packaging:</b> <ul style="list-style-type: none"><li>25 lb. bags, white</li></ul>
--	---	---



## Adhesives



### B-4050 Multi-Purpose Adhesive

ProSpec B-4050 is a premium, white, acrylic based, high strength, water cleanable adhesive that provides excellent grab on vertical surfaces and fast setting time resulting in less down time before grouting.

#### Features:

- Creamy consistency for superior trowelability
- Non sag formula
- Low odor
- Water resistant
- Micro Defense® Technology for mold and mildew resistance

#### Uses:

- Interior only; wall or floor
- Installs: ceramic tiles, ceramic mosaic, and slate on floors and walls

#### Substrates:

- Concrete, cured plaster, drywall, countertops, tile backerboard, exterior grade plywood (interior floors only)

#### Specifications:

- ANSI A136.1 Type I & Type II

#### Packaging:

- 1 gal./4 per case
- 3.5 gal.



### B-2000 Wall and Floor Adhesive

ProSpec B-2000 is a white, acrylic based, ready-to-use adhesive for the interior installation of ceramic tile on walls, floors and countertops.

#### Features:

- Low odor
- Creamy consistency and good workability
- Quick initial set for less downtime before grouting
- Non-flammable and water cleanable
- Micro Defense® Technology for mold and mildew resistance

#### Uses:

- Interior only; walls and floors
- Installs: ceramic, porcelain and quarry tile; flat backed natural stone

#### Substrates:

- Concrete, cured plaster, drywall, countertops, tile backerboard, exterior grade plywood (interior floors only)

#### Specifications:

- ANSI A136.1 Type I & Type II

#### Packaging:

- 1 gal./4 per case
- 3.5 gal.



### B-1000 Adhesive

**NEW**

ProSpec B-1000 is a white acrylic based adhesive developed for the interior installation of ceramic tile on walls, floors and countertops.

#### Features:

- Low odor
- Quick initial set
- Ready to use – no mixing required
- Non-flammable
- Micro Defense® Technology for mold and mildew resistance

#### Uses:

- Interior only; walls and floors
- Installs: ceramic, porcelain and quarry tile; flat backed natural stone

#### Substrates:

- Exterior grade plywood (interior only), tile backerboard, cured plaster, gypsum wallboard and concrete

#### Specifications:

- ANSI A136.1 Type I & Type II

#### Packaging:

- 3.5 gal.



## Adhesives



### B-150 Epoxy Adhesive

ProSpec B-150 Epoxy Adhesive is a 100% solid, acid and alkali resistant tile setting epoxy. This 2-part epoxy consists of a resin and a hardener.

**Features:**

- Impermeable, 100% solids, water cleanable epoxy adhesive system
- Easy to spread

**Uses:**

- Interior or exterior; walls and floors
- Installs ceramic, quarry, mosaic tile; natural stone
- Granite countertop fabrication

**Substrates:**

- Concrete, steel, masonry, tile backerboard, tile, exterior grade plywood (interior only), solid vinyl flooring

**Specifications:**

- ANSI A118.3

**Packaging:**

- 1 gal.

## Additives



### B-730 Mortar Additive

ProSpec B-730 Mortar Additive is a high-performance acrylic polymer emulsion developed to enhance the properties of ProSpec Non-Polymer Modified Thin Set Mortars.

**Packaging:**

- 1 gal./4 per case & 5 gal.



### B-710 Mortar Additive

ProSpec B-710 SBR Mortar Additive is a synthetic rubber polymer emulsion developed for use as a fortifier in non-modified Thin Set Mortars, Floor Mud and other cement based materials.

**Packaging:**

- 1 gal./4 per case & 5 gal.

## Backerboard



### PermaBase® Cement Board

PermaBase Cement Board is a lightweight, concrete backerboard made of portland cement, aggregate and glass mesh specifically designed to provide a permanent base for many interior and exterior construction applications. It provides a hard, durable backing surface that withstands moisture exposure.

**Features:**

- Safe for interior or exterior applications
- Mold and mildew resistant
- Withstands prolonged exposure to moisture without rotting, disintegrating or swelling

**Uses:**

- Interior or exterior

**Specifications:**




- ANSI A118.9

**Packaging:**

- 1/2" 3 ft x 5 ft
- 1/4" 3 ft x 5 ft



## Surface Preparation

	<b>Level Set® Deep Pour 3</b>		
	ProSpec Level Set Deep Pour 3 is a single component, non-gypsum based self-leveling underlayment that provides a flat, smooth durable surface up to 3 inches in depth for the installation of floor finishes.		
	<b>Features:</b> <ul style="list-style-type: none"><li>• Contains more than 20% pre-consumer recycled material</li><li>• Low alkaline binder system protects organic adhesives and coatings from alkali decomposition and secondary VOC emission</li><li>• Contributes to better air quality</li></ul>	<ul style="list-style-type: none"><li>• Does not promote the growth of mold or mildew</li><li>• No sanding or grinding required</li><li>• Rapid Cure Technology (RCT)™ for quick return to service</li><li>• Expansion Stabilization Technology (EST)™ means no cracking</li></ul>	<b>Packaging:</b> <ul style="list-style-type: none"><li>• 50 lb. bags</li></ul>
	<b>Level Set® 100 Underlayment</b>		
	ProSpec Level Set 100 is a polymer modified, portland cement based, self-leveling underlayment. For interior use only.		
	<b>Features:</b> <ul style="list-style-type: none"><li>• Self-leveling</li><li>• Installable up to 1" (25 mm)</li><li>• Pourable and pumpable</li><li>• High strength; 4,500 psi (31.0 MPa) compressive strength</li></ul>	<ul style="list-style-type: none"><li>• Provides a smooth surface for the installation of floor coverings</li><li>• Open to light traffic in 4 hours, ceramic tile and stone applications in 24 hours</li></ul>	<b>Packaging:</b> <ul style="list-style-type: none"><li>• 50 lb. bags</li></ul>
	<b>Level Set® Primer</b>		
	ProSpec Level Set Primer is a liquid polymer latex bonding agent for interior applications of Level Set products. <i>All Level Set products must be used in conjunction with a Level Set primer.</i>		
	<b>Features:</b> <ul style="list-style-type: none"><li>• Bonding agent</li></ul>	<ul style="list-style-type: none"><li>• Concentrated re-emulsifiable adhesive</li></ul>	<b>Packaging:</b> <ul style="list-style-type: none"><li>• 1 gal. pails (4/case) &amp; 5 gal pails</li></ul>



# Surface Preparation



## Trowel Grade Underlayment

GOOD

ProSpec Trowel Grade Underlayment is a polymer modified cement based floor underlayment for interior floor repair applications.

<b>Features:</b> <ul style="list-style-type: none"><li>• Interior only</li><li>• Fast setting</li><li>• Excellent surface hardness</li><li>• Bonds to concrete</li></ul>	<ul style="list-style-type: none"><li>• High tensile strength and compressive strength</li><li>• Feather edge to 2" (51 mm)</li><li>• Leveling and smoothing floors</li><li>• Superior workability</li></ul>	<b>Packaging:</b> <ul style="list-style-type: none"><li>• 25 lb. bags</li></ul>
--	--	---



## Floor Patch Pro

BETTER

ProSpec Floor Patch Pro is a rapid setting polymer modified, unsanded, Micro-Defense cement based patching and embossing leveler compound used under a wide variety of floor covering installations.

<b>Features:</b> <ul style="list-style-type: none"><li>• Feather edge to 2" (51 mm) in thickness</li><li>• Ready for covering in 1-2 hours</li><li>• Can be sanded to a smooth finish</li></ul>	<ul style="list-style-type: none"><li>• No additive required</li><li>• For floor or wall application</li><li>• Can be used over cement, wood, terrazzo and cutback adhesive</li></ul>	<b>Packaging:</b> <ul style="list-style-type: none"><li>• 25 lb. bags</li></ul>
---	---	---



## Feather Edge

BEST

ProSpec Feather Edge is a premium, polymer modified, rapid setting, trowelable underlayment that results in a very smooth, ultra thin finish applied over a wide array of subfloors.

<b>Features:</b> <ul style="list-style-type: none"><li>• Low in place cost due to excellent coverage</li><li>• No priming needed</li><li>• Feather edge up to 1/2" (13 mm) thickness without cracking</li></ul>	<ul style="list-style-type: none"><li>• Contains Micro Defense® for mold and mildew resistance</li><li>• Rapid Cure Technology (RCT)™</li><li>• Interior only</li><li>• Can be used over cement, terrazzo, wood and cutback adhesive</li></ul>	<b>Packaging:</b> <ul style="list-style-type: none"><li>• 10 lb. bags (4/case)</li></ul>
---	--	--



## Surface Preparation



Floor Mud		
ProSpec Floor Mud is a portland cement based thick bed mortar designed for floors and shower receptors. When mixed to a dry consistency, ProSpec Floor Mud allows maximum compaction during tamping.		
<b>Features:</b> <ul style="list-style-type: none"><li>• Use under ceramic or quarry tiles</li><li>• Interior or exterior</li></ul>	<ul style="list-style-type: none"><li>• Excellent workability</li><li>• Can be used up to 9" (229 mm) thick*</li></ul>	<b>Packaging:</b> <ul style="list-style-type: none"><li>• 50 lb. bags</li></ul>

\* With proper wire reinforcing



Wall Mud		
ProSpec Wall Mud is a pre-packaged, portland cement based plaster containing hydrated lime, perlite and sand aggregate. It is used as the scratch and brown coat for ceramic tile installations.		
<b>Features:</b> <ul style="list-style-type: none"><li>• Lightweight</li><li>• Superior workability</li><li>• Less tile bond failures</li></ul>	<ul style="list-style-type: none"><li>• Interior or exterior</li><li>• Walls or ceilings</li></ul>	<b>Packaging:</b> <ul style="list-style-type: none"><li>• 50 lb. bags</li></ul>



Wall Float		
ProSpec Wall Float is a pre-packaged, portland cement based plaster containing hydrated lime and sand aggregate. It is used as the scratch and brown coat for ceramic tile installations.		
<b>Features:</b> <ul style="list-style-type: none"><li>• Superior workability</li><li>• Fewer tile bond failures</li></ul>	<ul style="list-style-type: none"><li>• Interior or exterior</li><li>• Walls or ceilings</li></ul>	<b>Packaging:</b> <ul style="list-style-type: none"><li>• 50 lb. bags</li></ul>

## Waterproof Membranes / Crack Isolation



B-6000 Waterproof / Crack Isolation Membrane		
ProSpec B-6000 Waterproof/Crack Isolation Membrane is an advanced latex polymer based technology that provides a thin-load-bearing waterproof membrane underlayment or crack isolation system.		
<b>Features:</b> <ul style="list-style-type: none"><li>• Exceptional elongation and flexibility</li><li>• Meets IAPMO standards</li><li>• Solvent-free and VOC compliant</li><li>• Anti-fracture protection up to 1/8" (3 mm)</li><li>• Water cleanable</li><li>• Flood test in 24 hours</li></ul>	<b>Uses:</b> <ul style="list-style-type: none"><li>• Interior or exterior; walls or floors</li><li>• Shower stalls and tub surrounds, spas, pools, steam rooms, food processing areas</li></ul> <b>Substrates:</b> <ul style="list-style-type: none"><li>• Apply over practically any substrate with a two-coat brush, roller or spray application</li></ul>	<b>Specifications:</b> <ul style="list-style-type: none"><li>• ANSI A118.10 &amp; A118.12</li></ul> <b>Packaging:</b> <ul style="list-style-type: none"><li>• 1 gal./4 per case</li><li>• 3.5 gal.</li><li>• Reinforcing mesh:<ul style="list-style-type: none"><li>36" x 12' rolls (9/case)</li><li>6" x 60' rolls (6/case)</li><li>36" x 60' rolls (6/case)</li></ul></li></ul>



# Waterproof Membranes / Crack Isolation



# Composeal Blue Sheet Membrane

Composeal Blue Sheet Membrane is a flexible membrane used for waterproofing underneath a mortar bed.

<b>Features:</b> <ul style="list-style-type: none"><li>• Requires a 1-1/2" – 2" mortar bed on top prior to installing tile or stone</li><li>• Provides stress crack protection</li></ul>	<b>Uses:</b> <ul style="list-style-type: none"><li>• Waterproofing showers, Roman tubs and whirlpool bath enclosures</li></ul>	<b>Sizes (40 mil rolls):</b> <table><tr><td>4' x 50'</td><td>4' x 100'</td></tr><tr><td>5' x 50'</td><td>5' x 100'</td></tr><tr><td>6' x 50'</td><td>6' x 100'</td></tr></table>	4' x 50'	4' x 100'	5' x 50'	5' x 100'	6' x 50'	6' x 100'
4' x 50'	4' x 100'							
5' x 50'	5' x 100'							
6' x 50'	6' x 100'							



Composeal Gold Sheet Membrane		
Composeal Gold Sheet Membrane is a 4-ply flexible waterproof membrane designed for bonding ceramic tile or stone directly to it when using a thin setting system.		
<b>Features:</b> <ul style="list-style-type: none"><li>• Provides stress crack protection</li></ul>	<b>Uses:</b> <ul style="list-style-type: none"><li>• Waterproof membrane designed for bonding ceramic tile or stone directly to it when using a thin setting system</li></ul>	<b>Sizes (40 mil rolls):</b> 5' x 90'

- Composeal Accessories:**
- Solvent cement is used to seam dog ears, corners and/or sheet to sheet
  - Preformed corners - inside and outside

## Crack Isolation Membranes



# Flex-Guard

ProSpec Flex-Guard Crack Isolation System is a primerless, pressure sensitive, elastomeric, crack isolation and anti-fracture system.

<b>Features:</b> <ul style="list-style-type: none"><li>• Installs easily with no priming</li><li>• Solvent-free adhesive; non-toxic design</li><li>• Lightweight and easy to handle and cut</li><li>• Extra Heavy Service rating for commercial or residential applications</li><li>• 25 mil thickness</li></ul>	<b>Uses:</b> <ul style="list-style-type: none"><li>• Interior or exterior applications</li><li>• Isolates cracks up to 3/8" (1/4" for partial coverage)</li></ul>	<b>Sizes:</b> <table><tr><td>1' x 25'</td><td>2' x 75'</td></tr><tr><td>1' x 75'</td><td>3' x 75'</td></tr><tr><td></td><td>4' x 75'</td></tr></table>	1' x 25'	2' x 75'	1' x 75'	3' x 75'		4' x 75'
1' x 25'	2' x 75'							
1' x 75'	3' x 75'							
	4' x 75'							



Speed-Flex

ProSpec Speed-Flex Crack Isolation System is a primerless, pressure sensitive, elastomeric, crack isolation, and anti-fracture system.

<b>Features:</b> <ul style="list-style-type: none"><li>• Installs easily with no priming</li><li>• Solvent-free adhesive; non-toxic design</li><li>• Lightweight and easy to handle and cut</li><li>• Extra Heavy Service rating for commercial or residential applications</li><li>• 15 mil thickness</li></ul>	<b>Uses:</b> <ul style="list-style-type: none"><li>• Interior applications only</li><li>• Isolates cracks up to 3/8" (1/4" for partial coverage)</li></ul>	<b>Sizes:</b> <table><tr><td>1' x 25'</td><td>2' x 75'</td></tr><tr><td>1' x 75'</td><td>3' x 75'</td></tr><tr><td></td><td>4' x 75'</td></tr></table>	1' x 25'	2' x 75'	1' x 75'	3' x 75'		4' x 75'
1' x 25'	2' x 75'							
1' x 75'	3' x 75'							
	4' x 75'							

## Preformed Components



### Niches, Slopes, Curbs and Seats

ProSpec niches, slopes, curbs and shower seats are quick and easy to install. They require no special training, so professional contractors and do-it-yourselfers can simply measure, cut, place, fasten, and seal in minutes for superior quality substrate preparation.

**Features:**

- Easy to cut and install
- Single piece construction ensures a smooth, even bonding surface
- Lightweight

- Waterproof; will not leak or require ongoing caulking maintenance
- Easily fastened using ProSpec non-corrosive fastening systems or set into place with B-6000

	Product Description		Product Description
Niches	Wide Combo Niche	Shower seats	16" x 16" Triangle
	Medium Combo Niche		23" x 23" Triangle
	Narrow Combo Niche		16" x 16" Triangle-Convex
	Rectangular Niche		12" x 12" Square
	12" Square Niche		NOTE: All seats are 20" high
	8" Square Niche	Fasteners	Spiral Shank Nails/Washers (1,000 per pail)
	6" Square Niche (Soap Niche)		Spiral Shank Nails/Washers (250 box)
Slopes	24" x 48" (28 per case)		Spiral Shank Nails/Washers (50 box)
Curbs	Curb (8'; 6 per case)		
	Curb (4'; 12 per case)		

## Heated Floor Systems



# QuickNet® Heated Floor System

The QuickNet Heated Floor System by Raychem provides targeted, uniform heating for tiled areas including kitchens, bathrooms and entryways. System is easy to install and provides safe, worry-free operation. Compatible with all ProSpec surface preparation products, thin set mortars and grouts.

<b>Features:</b> <ul style="list-style-type: none"> <li>• Systems come complete with programmable thermostat and heating cable woven into a self-adhesive mat</li> <li>• Self-adhesive mat contains an impact-resistant heating cable for easy roll-out installation and proper heating cable spacing</li> <li>• Programmable thermostat features a floor temperature sensor to turn system “on” or “off” when the set temperature is reached</li> </ul>	<ul style="list-style-type: none"> <li>• Ideal for renovations or new construction</li> <li>• Installs directly under tile or natural stone</li> <li>• Built-in ground fault circuit interrupter (GFCI) for safety</li> <li>• Maintains floor temperatures up to 85° F (29° C)</li> <li>• Low profile installation - only 3/16" (3 mm) thick</li> </ul>	<b>Sizes:</b> <table> <tr> <td>10 sq. ft.</td> <td>60 sq. ft.</td> </tr> <tr> <td>20 sq. ft.</td> <td>70 sq. ft.</td> </tr> <tr> <td>30 sq. ft.</td> <td>80 sq. ft.</td> </tr> <tr> <td>40 sq. ft.</td> <td>90 sq. ft.</td> </tr> <tr> <td>50 sq. ft.</td> <td>100 sq. ft.</td> </tr> </table> <p>NOTE: Systems are 120-volt; mats are 20" wide</p>	10 sq. ft.	60 sq. ft.	20 sq. ft.	70 sq. ft.	30 sq. ft.	80 sq. ft.	40 sq. ft.	90 sq. ft.	50 sq. ft.	100 sq. ft.
10 sq. ft.	60 sq. ft.											
20 sq. ft.	70 sq. ft.											
30 sq. ft.	80 sq. ft.											
40 sq. ft.	90 sq. ft.											
50 sq. ft.	100 sq. ft.											

## Cleaners and Sealers



Grout Haze Remover		
ProSpec Grout Haze Remover is ideal for the removal of grout haze and latex film. Cleans and polishes without streaking.		
<b>Features:</b> <ul style="list-style-type: none"><li>• Polymer film remover</li></ul>	<b>Uses:</b> <ul style="list-style-type: none"><li>• Designed to clean and remove grout film from ceramic tile, quarry tile, slate and porcelain tile</li></ul>	<b>Packaging:</b> <ul style="list-style-type: none"><li>• 1/2 gal./6 per case</li></ul>



Epoxy Haze Remover		
ProSpec Epoxy Haze Remover is ideal for the removal of epoxy grout haze and urethane and latex films.		
<b>Features:</b> <ul style="list-style-type: none"><li>• Low odor, water rinseable cleaner</li></ul>	<b>Uses:</b> <ul style="list-style-type: none"><li>• Removing 100% solid epoxy grout film left on the face of tile</li></ul>	<b>Packaging:</b> <ul style="list-style-type: none"><li>• 1 gal./6 per case</li></ul>



Grout Sealer		
Seals ProSpec Grouts to reduce staining. Maintains a low gloss appearance. It affords excellent protection and will not change the look of ProSpec grouts.		
<b>Features:</b> <ul style="list-style-type: none"><li>• Water-based sealer</li></ul>	<b>Uses:</b> <ul style="list-style-type: none"><li>• Penetrates and seals cement grout to help protect against absorption and permanent staining</li></ul>	<b>Packaging:</b> <ul style="list-style-type: none"><li>• 1 qt./12 per case</li></ul>



## Adhesives & Epoxies Product Selection Matrix

	Waterproofing	Crack Isolation		Adhesives	
	B-6000	Flex-Guard	Speed-Flex	B-4050	B-2000
DESCRIPTION	Latex polymer based product used as a waterproofing membrane or as part of a crack isolation system	Primerless, pressure sensitive, elastomeric, crack isolation, and anti-fracture system	Primerless, pressure sensitive, elastomeric, crack isolation, and anti-fracture system	Premium pre-mixed adhesive offering outstanding slip resistance	Premium pre-mixed adhesive offering outstanding slip resistance
COLOR	Purple (wet); maroon (dry)	White	White	White	White
SPECIAL ADDITIVES / CHARACTERISTICS	Meets IAPMO standards for shower pans	Extra Heavy Service Rating	Extra Heavy Service Rating	Micro Defense® for mold and mildew resistance	Micro Defense® for mold and mildew resistance
ANSI STANDARDS	ANSI A118.10 & A118.12	ANSI A118.12	ANSI A118.12	ANSI A136.1 Type I & II	ANSI A136.1 Type I & II
INSTALLS WHERE Interior/Exterior Walls, Floors, Ceilings	INTERIOR / EXTERIOR Walls, Floors & Ceilings	INTERIOR / EXTERIOR	INTERIOR	INTERIOR Walls & Floors	INTERIOR Walls & Floors
INSTALLS/USED WITH	N/A	N/A	N/A		
Cement tile				•	
Ceramic tile				•	
Cork underlayment					
Glass tile					
Granite countertops					
Hardened steel					
Marble					
Mosaic tile				•	
Natural stone (flat backed)				•	
Pavers					
Porcelain tile				•	
Quarry Tile				•	
Slate					
INSTALLS OVER WHAT SUBSTRATE					
Concrete	•	•	•	•	
Countertops	•			•	
Exterior Grade Plywood (interior only)	•	•	•	•	
Gypsum wall board	•			•	
Hardwood floors		•	•		
Masonry	•			•	
OSB	•	•	•		
Plaster	•			•	
Tile backerboard	•	•	•	•	
Tile over tile		•	•		
Vinyl / vinyl asbestos flooring	•	•	•		
QUALIFYING SYSTEM WARRANTY	Lifetime, 10-year, 5-year	Lifetime	30-year	n/a	
TOTAL POSSIBLE POINTS	3 points	3 points	3 points	2 points	
Regional Materials (MR 5)	2 points	2 points	2 points	1 point	
Low-emitting Materials (IEQ 4.1)	1 point	1 point	1 point	1 point	

\* When used outdoors as a grout, the color may change with UV exposure.  
NOTE: It is the responsibility of the installer/applicator to ensure the suitability of the product for its intended use and to ensure that all substrates are properly prepared. For additional information, consult the product specification and the Tile Council of North America handbook.



			Epoxies		Grouts	
	B-2000	B-1000	B-7000 Epoxy Mortar & Grout	B-150 Epoxy Adhesive	ProColor Unsanded Grout	ProColor Sanded Grout
ance	Pre-mixed adhesive	Pre-mixed adhesive	Three-part, 100% solid, chemical resistant and water cleanable tile setting and grouting epoxy	Two-part, 100% solid, acid and alkali resistant tile setting epoxy	Portland cement based grout for joints up to 1/8"	Portland cement based grout for joints from 1/16" to 1/2"
	White	White	38 colors	Tan	38 colors	38 colors
ld	Micro Defense® for mold and mildew resistance	Micro Defense® for mold and mildew resistance	100% solids	100% solids	Micro Defense® for mold and mildew resistance	Micro Defense® for mold and mildew resistance
	ANSI A136.1 Type I & II	ANSI A136.1 Type I & II	ANSI A118.3	ANSI A118.3	ANSI A118.6	ANSI A118.6 & A118.7
	INTERIOR Walls & Floors	INTERIOR Walls & Floors	INTERIOR / EXTERIOR* Walls & Floors	INTERIOR / EXTERIOR Walls & Floors	INTERIOR / EXTERIOR Walls, Floors & Ceilings	INTERIOR / EXTERIOR Walls, Floors & Ceilings
			•	•		•
	•	•	•	•	•	•
					•	•
			•	•		
				•		
			•	•	•	
	•	•	•	•	•	•
	•	•	•	•	•	•
			•	•		•
	•	•	•	•	•	•
	•	•	•	•		•
			•	•		•
	•	•	•	•	N/A	N/A
	•	•	•	•		
	•	•	•	•		
	•	•	•	•		
	•	•	•	•		
	•	•	•	•		
			•	•		
			•	•		
	n/a	n/a	Lifetime, 10-year, 5-year	n/a	Lifetime, 10-year, 5-year	Lifetime, 10-year, 5-year
	2 points	2 points	2 points	2 points	3 points	3 points
	1 point	1 point	1 point	1 point	2 points	2 points
	1 point	1 point	1 point	1 point	1 point	1 point

For more information, please visit [www.prospec.com](http://www.prospec.com) or contact ProSpec Technical Services. All installations must conform to ANSI A108.5

## Thin Sets Product Selection Matrix

	Engineered Performance Series		Polymer Modified Series			
	Permalastic™ System	Permalastic™ Rapid System	Superior PermaFlex® 600	PermaFlex® 500	PermaFlex® 400	PermaFlex® 300
Description	Two-component highly flexible, mortar	Two-component highly flexible, rapid setting mortar	Premium thin set bridges 1/8" cracks	Installs glass tile	General purpose thin set for use over plywood	Best for installation over concrete
ANSI Standards	ANSI A118.4 ANSI A118.11	ANSI A118.4 ANSI A118.11	ANSI A118.4 ANSI A118.11	ANSI A118.4 ANSI A118.11	ANSI A118.4 ANSI A118.11	ANSI A118.4 ANSI A118.11
ISO Performance Characteristics 1 - Normal adhesion (minimal use) 2 - Improved adhesion (higher traffic) C - Cementitious F - Fast setting T - Slip resistant E - Extended open time P - Plywood adhesion S - Deformable (flexible)	C2-E-S2-P2 <ul style="list-style-type: none"><li>• Improved adhesion</li><li>• Extended open time</li><li>• Improved flexibility</li><li>• Improved plywood adhesion</li></ul>	C2-F-S2-P2 <ul style="list-style-type: none"><li>• Improved adhesion</li><li>• Fast setting</li><li>• Improved flexibility</li><li>• Improved plywood adhesion</li></ul>	C2-E-S1-P2 <ul style="list-style-type: none"><li>• Improved adhesion</li><li>• Extended open time</li><li>• Flexible</li><li>• Improved plywood adhesion</li></ul>	C2-E-S1-P1 <ul style="list-style-type: none"><li>• Improved adhesion</li><li>• Extended open time</li><li>• Flexible</li><li>• Plywood adhesion</li></ul>	C2-P1 <ul style="list-style-type: none"><li>• Plywood adhesion</li></ul>	C2-S1-P1 <ul style="list-style-type: none"><li>• Normal adhesion</li></ul>
Installs where Interior/Exterior Walls, Floors, Ceilings	INTERIOR / EXTERIOR Walls, Floors, Ceilings	INTERIOR / EXTERIOR Walls, Floors, Ceilings	INTERIOR / EXTERIOR Walls, Floors, Ceilings	INTERIOR / EXTERIOR Walls, Floors, Ceilings	INTERIOR / EXTERIOR Walls, Floors, Ceilings	INTERIOR / EXTERIOR Walls, Floors, Ceilings
Installs						
Porcelain tile	•	•	•	•	•	•
Ceramic tile	•	•	•	•	•	•
Glass tile	•	•	•	•	•	•
Cement tile	•	•	•	•	•	•
Quarry tile	•	•	•	•	•	•
Clay bodied tile	•	•	•	•	•	•
High bottom lugged tile	•	•	•	•	•	•
Pavers	•	•	•	•	•	•
Slate	•	•	•	•	•	•
Natural stone	•	•	•	•	•	•
Dimensionally stable marble	•	•	•	•	•	•
Installs over what substrate						
Vinyl tile	•	•	•	•		
VCT	•	•	•	•		
Cutback adhesive	•	•	•	•		
Exterior grade plywood (interior only)	•	•	•	•	•	
Cork underlayment	•	•	•	•	•	
Tile over tile	•	•	•	•		
Concrete	•	•	•	•	•	
Countertops	•	•	•	•	•	
Cement or tile backerboard	•	•	•	•	•	
Drywall	•	•	•	•	•	
Masonry	•	•	•	•	•	
Gypsum plaster, block or board	•	•	•	•	•	
Qualifying System Warranty	Lifetime	Lifetime	Lifetime	10-year	5-year	n/a
LEED Points**						
Regional Materials (MR 5)	2 points	2 points	2 points	2 points	2 points	2 points
Low-emitting Materials (IEQ 4.1)	1 point	1 point	1 point	1 point	1 point	1 point

\* Requires the addition of B-730 Mortar/ Acrylic Additive

\*\* ProSpec thin set mortars contribute up to 3 LEED points in the areas of Materials & Resources (Regional Materials MR 5) and Indoor Environmental Quality (Low-emitting Materials). All ProSpec products are GREENGUARD Gold Certified.   
NOTE: It is the responsibility of the installer/applicator to ensure the suitability of the product for its intended use and to ensure that all substrates are properly prepared. For additional information, visit [www.permaflex.com](#)



[illegible]

information, please visit [www.prospec.com](http://www.prospec.com) or contact ProSpec Technical Services. All installations must conform to ANSI A108.5 specification and the Tile Council of North America handbook.


[illegible]

**www.prospec.com**

[illegible]

**www.prospec.com**

## Tile Setting Systems



8201 Arrowridge Boulevard  
Charlotte, NC 28273  
1.800.738.1621

REV 03/11



**Oldcastle®**

ProSpec® is an Oldcastle brand