

Product Information



DURABOND®

D-50™ Flexible Thin-Set Mortar

Product Description:

D-50™ Flexible Thin-Set Mortar is a premium latex-modified thin-set mortar used for interior or exterior installations to set ceramic, porcelain, granite, slate, marble, limestone, and dimension stone tiles. Use over properly prepared concrete; structurally-sound, exterior grade plywood (interior/dry use only); cementitious backer board; D-222™; and existing, well-bonded vinyl/VCT or ceramic tile.

Product Benefits:

- Latex Modified-Add Water Only
- Exceeds ANSI A118.4 and A118.11
- For Interior/Exterior Use
- Excellent Working Characteristics
- Can Withstand Deflection up to L/360

Directions for Use:

Read and understand data sheet completely before beginning installation. Follow applicable ANSI, TCNA and NTCA installation standards.

Surface Preparation:

Surface must be clean, dry and smooth; free of voids, projections, loose materials, oil, grease, sealers, curing compounds, waxes and all other surface contaminants that may inhibit proper bond.

Mixing:

Using a slow speed mixer (<150 rpm), mix 5 to 6 quarts of clean, potable water to 50 pounds of D-50 Flexible Thin-Set Mortar. Mix to creamy consistency. Allow mixture to stand 15 minutes, and re-mix prior to application. Do not re-temper by adding more water. Mix with water only.

TYPICAL PHYSICAL PROPERTIES

Open Time (@ 70°F)	>70 minutes
Adjustability Time:	20 minutes
Pot Life (@ 70°F)	30 minutes
Initial Set (@ 70°F)	60 minutes

Exceeds ANSI A118.4 and A118.11 requirements

Shear Strength, 28 Days

Porcelain Tile	450 psi (ANSI REQ 200)
Glazed Wall Tile	450 psi (ANSI REQ 300)
Quarry Tile	440 psi
Quarry to Wood*	250 psi (ANSI REQ 150)

28 Day Compressive Strength 3450 psi

* Wood failure (wood typically fails between 250 to 300 psi)

Application:

Apply a thin coat of D-50 Flexible Thin-Set Mortar with the flat edge of trowel to achieve a good mechanical bond to the substrate. Comb additional mortar with the appropriate size notched trowel. If any evidence of skinning or setting occurs, re-comb mortar with notched trowel. Apply mortar to an area no greater than can be tiled in 20 to 30 minutes. Apply tile using a twisting motion into a fresh bed of mortar to ensure maximum contact and bond. Periodically check back of tile to ensure proper transfer (interior applications-minimum 80% coverage; exterior, wet, or plywood applications minimum 95% coverage). A finished mortar bed thickness of at least 3/32" is required.

Application Over Plywood: Maximum joist spacing shall be 16" on center. Plywood shall be Underlayment Exterior Grade or C-C Plugged Exterior Grade plywood (or better). If the existing floor is less than 1" thick, glue and nail 15/32" or 1/2" APA Underlayment Exterior Grade or C-C Plugged Exterior Grade plywood to the floor. Glue and nail using 5D or 6D (1 1/2" or 2") cement coated screw shank nails 6" on center along the panel edges and a maximum of 8" on center each way throughout the panel. Allow 1/8" gap between underlayment sheet edges and all areas that abut walls, drains, posts, etc.,



these areas shall be filled with mortar when tiles are installed. Clean and rough sand the plywood. Due to the limitations of plywood as a substrate, D-50 Flexible Thin-Set Mortar is not intended for use on plywood in exterior, wet interior, or applications subject to heavy/commercial traffic.

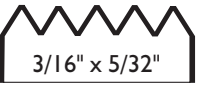
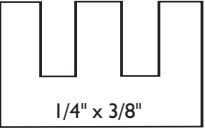
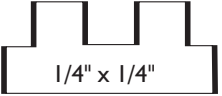
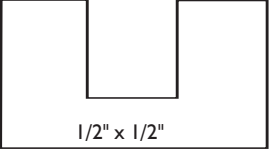
Application over Existing Vinyl/VCT Flooring: Vinyl must be clean and well-bonded to substrate. Do not install over cushion-backed or perimeter bonded sheet vinyl. Remove any loose pieces of vinyl or flooring. Ensure the exposed substrate is suitable for application.

Application over Existing Ceramic Tile: Tile must be clean and well bonded to the substrate. Mechanical abrasion with Carborundum disk followed by a clear water wash is recommended. Installation must be thoroughly rinsed and dry before setting.

Curing:

Keep all foot traffic off the installation until tile is firmly set (approximately 12 hours). Set times are dependent upon temperature and humidity.

RECOMMENDED TROWELS FOR MAXIMUM PERFORMANCE

<p style="text-align: center;">Ceramic mosaics Mounted ceramics Coverage 85-100 ft²</p>  <p style="text-align: center;">3/16" x 5/32"</p> <p style="text-align: center;">6" x 6", 8" x 8" & 12" x 12" Ceramic Quarry tile Coverage 50-60 ft²</p>  <p style="text-align: center;">1/4" x 3/8"</p>	<p style="text-align: center;">4" x 4" & 4" x 8" Ceramic & pavers Coverage 70-80 ft²</p>  <p style="text-align: center;">1/4" x 1/4"</p> <p style="text-align: center;">8" x 8" & 12" x 12" Lugged back & Mexican paver tile Coverage 35-40 ft²</p>  <p style="text-align: center;">1/2" x 1/2"</p>
--	---

Coverages shown are approximate and are given for estimating purposes only. Actual jobsite coverages will vary according to trowel size, tile size and thickness, job conditions, and setting practices.

Grouting:

Depending on ambient, slab, and material temperatures, grouting can generally begin after 12 hours with any quality Durabond grout. Allow 48 hours before grouting with Bostik EzPoxy™ or any 100% solids epoxy grout. Allow 24 hours before grouting with Bostik TruColor™ Pre-Mixed Grout or any urethane-based grout.

Clean Up:

Clean all tools and equipment with soap and water. Do not allow material to dry on surface of tile.

Packaging:

D-50 Flexible Thin-Set Mortar is available in 50lb. bags at 50/pallet (2500 lbs.). For the name of the distributor nearest you contact Customer Service at 1-800-7/BOSTIK.

Limitations:

- Do not use for installing moisture sensitive stones (e.g., green marble).
- Do not use in installations where deflection exceeds L/360 (1" in 30').
- Natural stone such as marble, limestone & travertine may not tolerate deflection in excess of L/720. Refer to the Marble Institute of America Design Manual for details on specific types of stone.
- Do not apply over oriented strand board (OSB), particleboard, Masonite, luaun, or similar unstable substrates.
- Do not use where hydrostatic pressure can occur.
- Due to the limitations of plywood as a substrate, D-50 Flexible Thin-Set Mortar is not intended for use on plywood in exterior, wet interior, or applications subject to heavy/commercial traffic.

PLANT LOCATIONS

TEMECULA, CA 92590
 CONYERS, GA 30207
 PAULSBORO, NJ 08066

www.bostik-us.com

October 16, 2009; Supersedes all previously published literature.

LIMITED WARRANTY

Bostik, Inc. warrants that the product conforms with Bostik's written specifications and is free from manufacturing defects. A PURCHASER'S SOLE REMEDY FOR NONCOMPLIANCE WITH THIS WARRANTY SHALL BE THE REPLACEMENT OF THE PRODUCT OR REFUND OF THE PURCHASE PRICE. Purchasers may address their warranty claims to Bostik, Inc., 211 Boston St., Middleton, MA 01949, Attn: Customer Service or call Bostik at 1-800-7/BOSTIK. TO THE MAXIMUM EXTENT ALLOWED BY LAW, BOSTIK DISCLAIMS ALL OTHER EXPRESS OR IMPLIED WARRANTIES, INCLUDING WARRANTIES OF MERCHANTABILITY AND FITNESS FOR A PARTICULAR PURPOSE, AND LIABILITY FOR DIRECT, INCIDENTAL, CONSEQUENTIAL, OR SPECIAL DAMAGES. Some states do not allow the exclusion or limitation of incidental or consequential damages, so the above limitations may not apply to you. This warranty gives you specific legal rights, and you may also have other rights which vary from state to state.

