

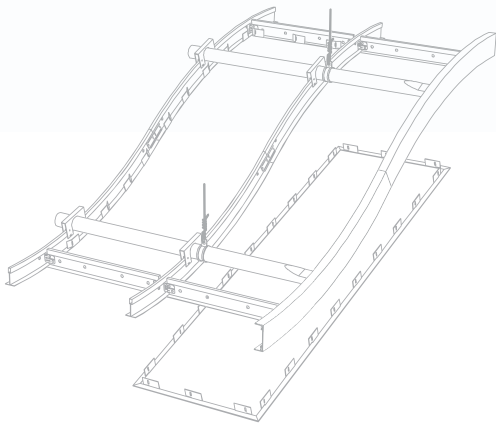
CURVILINEAR METAL CEILING  
09 53 33

M  
METAL

# CurvGrid™

## 1-, 2-Directional and with EZ-Flex™ Panels

PRODUCT GUIDE



Chicago Metallic®  
Fast. Easy. Customer Focused.®

# CurvGrid™



## CURVILINEAR METAL CEILINGS 1-Directional, 2-Directional and with EZ-Flex™ Panels

### Applications

Ideal for hospitals, transportation, galleries, retail, auditoriums, offices.

### Features

- One-directional grid suspension system curved in the vertical plane to form 24" wide standard or custom ceiling modules.
- Two-directional grid suspension system curved in the vertical plane to form 24" x 24" ceiling modules.
- EZ-Flex flexible panels with integral tabs to form 24" x 48", 24" x 72", 24" x 96" or custom ceiling modules with unique aesthetics.
- EZ-Flex (patent pending) panels assemble on site floor without use of tools for faster installation.
- Engineered to project specifications.
- Smooth grid surface without crimped tees.
- Use with or without flexible infill panels.
- Primary Carrier (patented) support for tees and trim.

### CurvTrim™

- Vertically curved perimeter trim for CurvGrid ceilings.
- Sturdy extruded aluminum for high quality perimeter treatment.
- Tight butt joint splices and miters.
- Single section trim eliminates additional tees around perimeters.

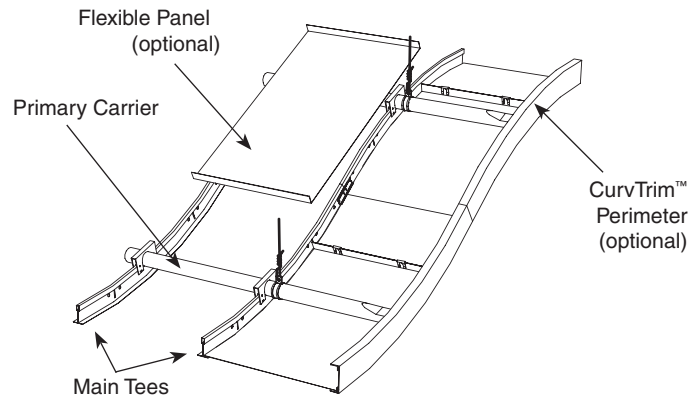
### Benefits

- Reduce installation cost by up to 50%.
- Primary Carrier (patent pending) aligns suspension components and trim to create a stronger system.
- Quality architectural fit and finish.
- Greater aesthetic appeal with fewer hanger wires.
- Sustainable: 75%-100% recycled content; 100% locally recyclable.

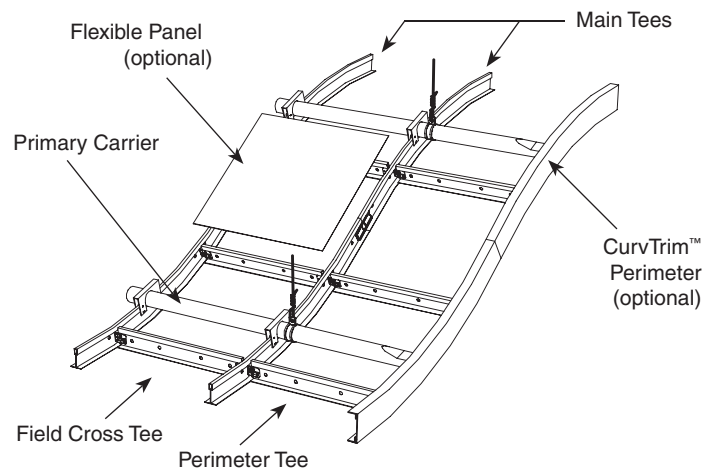


*Up-to-date, time stamped product information is always available on the web*  
[chicagometallic.com/curvgrid](http://chicagometallic.com/curvgrid)  
[chicagometallic.com/curvgrid-2d](http://chicagometallic.com/curvgrid-2d)  
[chicagometallic.com/ezflex](http://chicagometallic.com/ezflex)

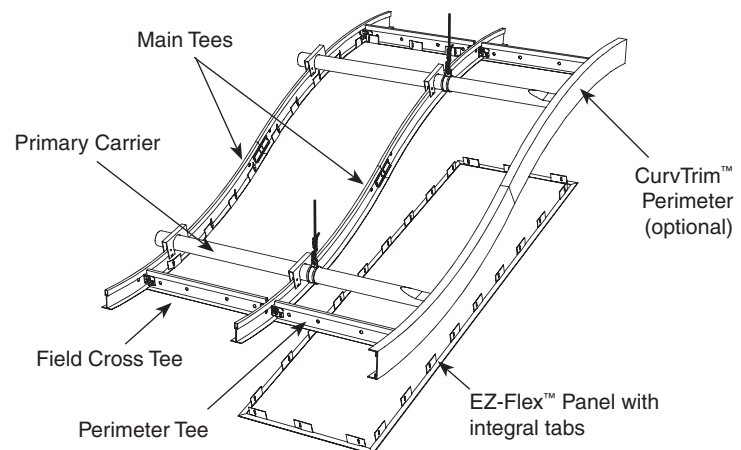
### CurvGrid – One Directional



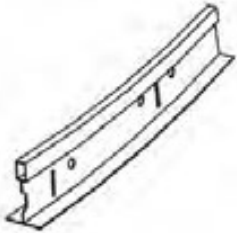
### CurvGrid – Two Directional




### CurvGrid – with EZ-Flex™ Panels (with integral tabs)



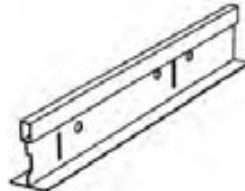
# CurvGrid™ / CurvTrim™ Suspension




CurvGrid Main Tee - Convex



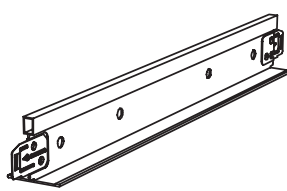
CurvGrid Main Tee - Concave



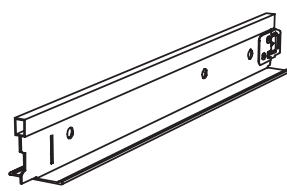
CurvGrid Main Tee - Straight



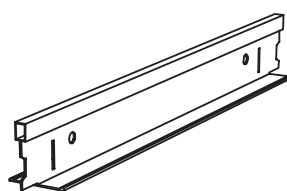
Primary Carrier - 481.024.008



CurvGrid Field Tee



CurvGrid Perimeter Tee



CurvGrid Double Perimeter Tee

Product Number	Dimensions			Packaging
	Module	Height	Face	

## CurvGrid Suspension

### EZ-Flex™ - convex, concave and straight\*

385.00.xxx	Per Order	1 1/2"	15/16"	Per Order
------------	-----------	--------	--------	-----------

\*Includes CurvGrid Main Tees, Cross Tees and Splice Plates.

### One-Directional - convex, concave and straight\*

385.00.xxx	Per Order	1 1/2"	15/16"	Per Order
------------	-----------	--------	--------	-----------

\*Includes CurvGrid Main Tees and Splice Plates.

### Two-Directional - convex, concave and straight\*\*

385.00.xxx	Per Order	1 1/2"	15/16"	Per Order
------------	-----------	--------	--------	-----------

\*\*Includes Main Tees, Cross Tees and Splice Plates. Primary Carrier recommended.

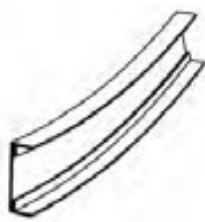
Product Number	Dimensions		Packaging
	Diameter	Length	

## Primary Carrier▼

481.024.008*	1 1/4"	Per Order	Per Order
--------------	--------	-----------	-----------

▼ Use for 1-, 2-directional and EZ-Flex panel systems. Includes Tube Carrier, Splice, Attachment and Hanger Clips.

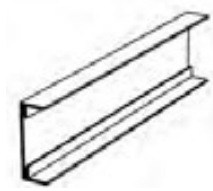
\* Standard color is 008 Black.



CurvTrim - Convex



CurvTrim - Concave



CurvTrim - Straight

Product Number	Dimensions			Packaging
	Length	Height	Face	

## CurvTrim™

291.225.xxx	Per Order	2 1/8"	3/4"	Per Order
-------------	-----------	--------	------	-----------

### Field Tee

383.00.02.xxx	24"	1 1/2"	15/16"	Per Order
---------------	-----	--------	--------	-----------

### Perimeter Tee

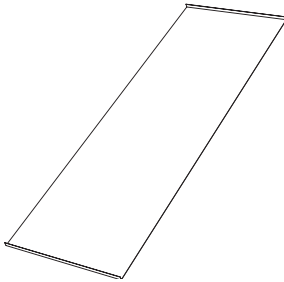
383.01.xx.xxx	Per Order	1 1/2"	15/16"	Per Order
---------------	-----------	--------	--------	-----------

### Double Perimeter Tee

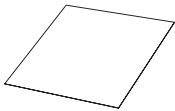
383.02.02.xxx	Per Order	1 1/2"	15/16"	Per Order
---------------	-----------	--------	--------	-----------

▼▼ Includes CurvTrim and necessary Splice Plates and Grid Clips.

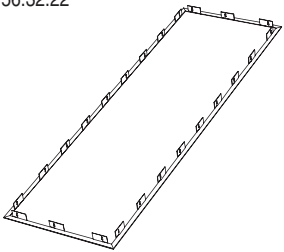
# Flexible Metal Panels / 1-, 2-Directional and EZ-Flex™



One Directional  
59.32.26



Two Directional  
56.32.22



EZ-Flex™  
57.32.xxx.xxxx

Product Number	Panel Size	Colors	Minimum Order		
			Sq. Ft.	Pieces	Weight

## Metal Panels - 0.032" Aluminum One Directional\*

59.32.26x.xxx	24" x 72"	Standard Colors	120	10	45
59.32.26x.xxx	24" x 72"	Premium Painted Colors and Finishes	120	10	45
59.32.26x.xxxx	24" x 72"	WoodScenes™ Painted Colors	120	10	45
59.32.26x.xxxx	24" x 72"	MetalWood® Woodgrain Finishes**	120	10	45

\* Two Splice Clips and five Hold Down Clips required per panel. Additional Hold Down Clips may be required.  
Note: Panel edges that will rest on straight trim do not have upturned legs.

## Two Directional\*

56.32.26x.xxx	24" x 24"	Standard Colors	40	10	15
56.32.26x.xxx	24" x 24"	Premium Painted Colors and Finishes	40	10	15
56.32.26x.xxxx	24" x 24"	WoodScenes™ Painted Colors	40	10	15
56.32.26x.xxxx	24" x 24"	MetalWood® Woodgrain Finishes**	40	10	15

\* Four Hold Down Clips recommended per panel. Additional Hold Down Clips may be required.

## EZ-Flex™ Panels with Integral Tabs - 0.032" Aluminum

### One-Directional - Solid

57.32.24X.xxxX	24" x 48"	Standard Colors	80	10	45
57.32.24X.xxxX	24" x 48"	Premium Painted Colors and Finishes	80	10	45
57.32.24X.xxxX	24" x 48"	WoodScenes™ Painted Colors	80	10	45
57.32.24X.xxxX	24" x 48"	MetalWood® Woodgrain Finishes**	80	10	45
57.32.26X.xxxX	24" x 72"	Standard Colors	120	10	68
57.32.26X.xxxX	24" x 72"	Premium Painted Colors and Finishes	120	10	68
57.32.26X.xxxX	24" x 72"	WoodScenes™ Painted Colors	120	10	68
57.32.26X.xxxX	24" x 72"	MetalWood® Woodgrain Finishes**	120	10	68
57.32.28X.xxxX	24" x 96"	Standard Colors	160	10	90
57.32.28X.xxxX	24" x 96"	Premium Painted Colors and Finishes	160	10	90
57.32.28X.xxxX	24" x 96"	WoodScenes™ Painted Colors	160	10	90
57.32.28X.xxxX	24" x 96"	MetalWood® Woodgrain Finishes**	160	10	90

### One-Directional - Perforated with Pattern AA and Acoutex® Only

57.32.24AA.xxx3	24" x 48"	Standard Colors	80	10	45
57.32.24AA.xxx3	24" x 48"	Premium Painted Colors and Finishes	80	10	45
57.32.24AA.xxx3	24" x 48"	WoodScenes™ Painted Colors	80	10	45
57.32.24AA.xxx3	24" x 48"	MetalWood® Woodgrain Finishes**	80	10	45
57.32.26AA.xxx3	24" x 72"	Standard Colors	120	10	68
57.32.26AA.xxx3	24" x 72"	Premium Painted Colors and Finishes	120	10	68
57.32.26AA.xxx3	24" x 72"	WoodScenes™ Painted Colors	120	10	68
57.32.26AA.xxx3	24" x 72"	MetalWood® Woodgrain Finishes**	120	10	68
57.32.28AA.xxx3	24" x 96"	Standard Colors	160	10	90
57.32.28AA.xxx3	24" x 96"	Premium Painted Colors and Finishes	160	10	90
57.32.28AA.xxx3	24" x 96"	WoodScenes™ Painted Colors	160	10	90
57.32.28AA.xxx3	24" x 96"	MetalWood® Woodgrain Finishes**	160	10	90

\*\* MetalWood finishes are bonded onto 0.024" aluminum.

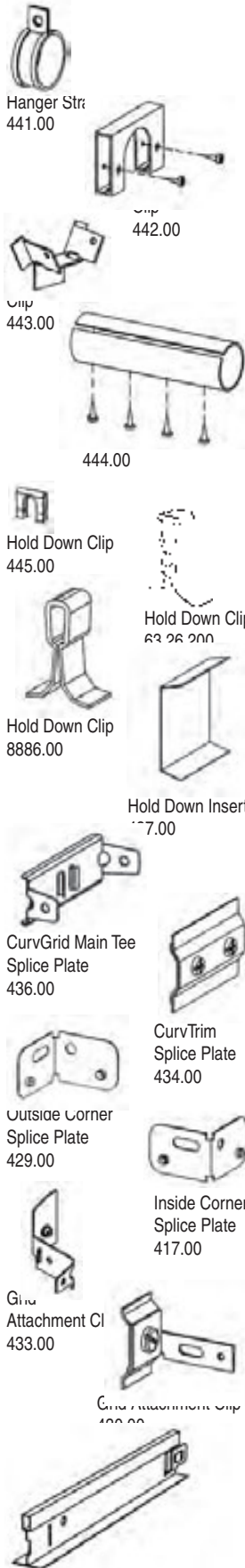


Poly-Wrapped Acoustical Pads  
58.01.059.008-58.01.064.008-  
58.01.260.008-58.01.261.008

Product Number	Panel Size	Description	Weight Per Piece
----------------	------------	-------------	------------------

## Poly-Wrapped Acoustical Pads

58.01.059.008	24" x 24"	1" x 1 lb. - Black	0.50
58.01.260.008	24" x 72"	1" x 1 lb.	1.50
58.01.064.008	24" x 24"	1 1/2" x 1 lb.	0.75
58.01.261.008	24" x 72"	1 1/2" x 1 lb.	2.25

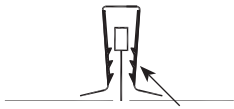


Product Number	Description	Packaging	
		Feet	Pieces Weight
<b>Hanger Strap - Primary Carrier to Hanger Wire</b>			
441.00	Black-one per Hanger Wire location		Per Order
<b>Clip - Primary Carrier to CurvGrid</b>			
442.00	Unpainted-includes (2) fasteners		Per Order
<b>Clip - Primary Carrier to CurvTrim</b>			
443.00	Unpainted-includes (3) fasteners		Per Order
<b>Splice - Primary Carrier to Primary Carrier</b>			
444.00	Unpainted-includes 4 fasteners		Per Order
<b>Hold Down Clip - One-directional Panel to Panel</b>			
445.00	Unpainted-2 per panel/end-to-end connection		Per Order
<b>Hold Down Clips - Two-directional Panel to CurvGrid</b>			
63.26.200	Black - 4 per panel		Per Order
8886.00	Clear - 4 per panel		Per Order
<b>Hold Down Insert - Metal Panel to CurvTrim</b>			
437.00	1 per LF along CurvTrim		Per Order
436.00	Joins CurvGrid Main Tees together		Per Order
434.00	Joins CurvTrim together		Per Order
429.00	Joins CurvTrim at outside corners		Per Order
417.00	Joins CurvTrim at inside corners		Per Order
<b>Grid Attachment Clips - CurvGrid to CurvTrim</b>			
433.00	For factory-cut Tees		Per Order
430.00	For field-cut Tees (2 components)		Per Order
<b>Adapter Tee - Main Tee to CurvGrid Main Tee</b>			
384.00.00.001	9" x 1 1/2"		Per Order

Adapter Tee  
384.00.00.001

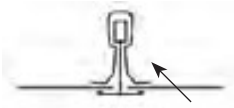
# System Treatments

## 1- and 2-Directional



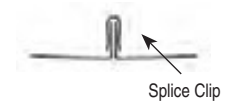
Hold Down Clip

Panel at CurvGrid with 63.26.200 Clip



Hold Down Clip

Panel at CurvGrid with 8886 Clear Clip



Splice Clip

Panel to Panel with 445 Splice Clip

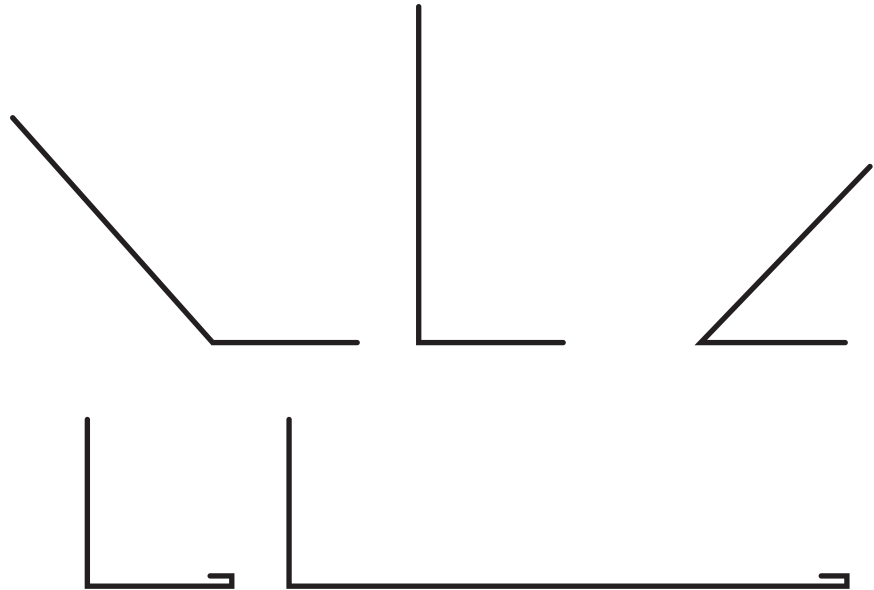


Hold Down Insert

Panel to CurvTrim with 437 Hold Down Insert

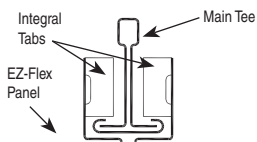
## Custom Perimeter Trims

A sampling of the shapes available  
Choose one or design your own

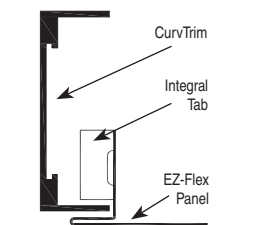


Chicago Metallic's custom profiles are available in many shapes and sizes made to your specifications. Choose from a hemmed or straight edge, a wide range of flange dimensions and a variety of lengths.

## EZ-Flex™ Panel with integral tabs



Panel at Main Tee




Panel at CurvTrim

# Perforation Patterns, Colors and Finishes


## Perforation Pattern Options




**V**  
.0625" Diam. Holes  
.250" Diagonal Ctrs  
4.9% Open Areas




**E**  
.071" Diam. Holes  
.138" Diagonal Ctrs  
20.8% Open Areas




**D**  
.098" Diam. Holes  
.216" Straight Ctrs  
16.2% Open Areas




**J**  
.250" Diam. Holes  
.312" Staggered Ctrs  
58.2% Open Areas



**R**  
.250" Square Holes  
.750" Straight Ctrs  
11.1% Open Areas



**Q**  
.562" Square Holes  
.672" Straight Ctrs  
70.0% Open Areas



**AA**  
.062" Diam. Holes  
.354" Straight Ctrs  
3.0% Open Areas

## Color and Finish Options

### Standard Painted Colors

- 01 White
- 08 Black
- 44 Satin Silver

### Premium Painted Colors and Finishes

- 21 Copper Metallic
- 23 Sandstone
- 379 Gloss White
- 386 Gloss Black
- 401 Maple\*
- 402 Oak\*
- 403 Cherry\*
- 404 Pumpkin Maple\*
- 405 Karri\*
- 431 Whitewash
- 520 Polar White
- 521 Nickel
- 524 Silver
- 510 Morning Dew Metallic
- 511 Autumn Metallic
- 512 Moon Glow Metallic
- 513 Sun Gold Metallic
- 514 Harvest Metallic
- 515 Sterling Metallic
- 516 Flint Metallic
- 517 Emerald Metallic

### Reflective Finishes

- 56 Bright Brass
- 58 Bright Mirror
- 369 Brushed Gold
- 378 Brushed Chromecoat

### Anodized Finishes

- 14 Chromecoat
- 16 Brasscoat
- 504 Satin
- 509 Coppercoat

### WoodScenes™ Painted Colors

- 800 Lazy Maple
- 801 Aged Teak
- 802 Vintage Burlwood
- 803 Burnished Cherry
- 804 Sleek Cherry
- 805 Weathered Oak

### MetalWood II® Woodgrain Finishes\*

- 650R Maple
- 653R Oak
- 651R Cherry
- 652R Pumpkin Maple
- 654R Karri
- 655R Bamboo

\*Coordinating Solid Paint Colors to MetalWood® II Finishes

# Specification Data

Product information for integration into ceiling specification

panel type		1-Directional	2-Directional	EZ-Flex™ Panels
<b>material</b>	GRID - painted galvanized steel body and cap	•	•	•
	PANEL - flexible infill - lay-in with hold down clips	•	•	
	PANEL - flexible infill - with integral tabs			•
	TRIM - extruded aluminum - painted on exposed surfaces	•	•	•
<b>surface</b>	solid and perforated	•	•	•
	painted aluminum and galvanized steel; anodized aluminum	•	•	•
	MetalWood® wood grain finishes	•	•	•
	WoodScenes™ painted colors	•	•	•
<b>size</b>	2' x 2' standard and non-standard modules		•	
	2' x 4' and 2' x 6' one-directional	•	•	•
	2' x 8' one-directional			•
	custom	•		•
<b>fire</b>	class A: flame 0, smoke 0 per ASTM E 84 (metal)	•	•	•
<b>sound</b>	NRC - perforated with Acoutex™ backer	0.70	0.70	0.70
	NRC - perforated with 1 1/2" fiberglass acoustical pad	0.90	0.90	0.90
<b>performance</b>	intermediate duty, standard environment	•	•	•
<b>suspension</b>	GRID - 15/16" width x 1 1/2" high	•	•	•
	GRID - straight and curved to 30" minimum radius		•	
<b>primary carrier</b>	1 1/2" diameter	•	•	•
<b>classification</b>	type XX, pattern C, G per ASTM E 1264	•	•	•
<b>warranty</b>	1 year limited	•	•	•
<b>sustainability</b>	Aluminum: 100% recycled content; Steel: T-Bar Carrier is 25% recycled content. 100% locally recyclable.	•	•	•

# CurvGrid™ 1-Directional Specification Data

## PART 1 - GENERAL

### 1.01 Scope

Furnish and install the CurvGrid Ceiling System as manufactured and supplied by Chicago Metallic Corporation. The one-directional CurvGrid system consists of curved and straight main tees and Primary Carrier system connected to form 24 inch wide standard or custom ceiling modules. Ceiling perimeter finished with CurvTrim. Ceiling modules are filled with flexible infill panels.

### 1.02 Related Sections

- A. Section 09 22 26 - Suspension Systems
- B. Section 09 29 00 - Gypsum Board
- C. Section 09 54 00 - Specialty Ceilings
- D. Section 09 58 00 - Integrated Ceiling Assemblies
- E. Section 13 48 00 - Sound, Vibration, and Seismic Control
- F. Section 23 50 00 - Central Heating Equipment
- G. Section 26 50 00 - Lighting

### 1.03 References

- A. American Society for Testing and Materials (ASTM)
  - 1. C423 - Sound Absorption and Sound Absorption Coefficients by the Reverberation Room Method.
  - 2. C635 - Standard Specification for the manufacture, performance, and testing of Metal Suspension Systems for Acoustical Tile and Lay-in Panel Ceilings.
  - 3. C636 - Standard Practice for Installation of Metal Ceiling Suspension Systems for Acoustical Tile and Lay-in Panels.
  - 4. E 84 - Test Method for Surface Burning Characteristics of Building Materials.
  - 5. E 1264 - Classification for Acoustical Ceiling Products.
  - 6. E 1477 - Standard Test Method for Luminous Reflectance Factor of Acoustical Materials by Use of Integrating-Sphere Reflectometers.

### 1.04 Submittals

- A. Product data: Manufacturers standard data sheets listing dimensions and details.
- B. Samples: Manufacturers standard samples including suspension, panels and colors.
- C. Shop Drawings: Reflected ceiling plan and elevation drawings indicating ceiling layouts, dimensions and perimeter conditions.

### 1.05 Project Conditions

- A. Environmental Requirements:
  - 1. Verify weather tightness of area to receive suspension system prior to installation.
  - 2. Wet trades work to be thoroughly dry and complete prior to suspension system installation.
  - 3. Installation to begin only when temperature and humidity conditions closely approximate interior conditions which will exist when area is complete and occupied.
  - 4. Heating and air conditioning systems to be operating prior to, during and after installation.
  - 5. Deliver materials in manufacturers original packaging, unopened and undamaged.
  - 6. Store materials in an enclosed dry location at room temperature and protect from soiling, damage, moisture and humidity.

## PART 2 - PRODUCTS

### 2.01 Manufacturers

CurvGrid one-directional ceiling system as manufactured by Chicago Metallic, 4849 S. Austin Ave., Chicago, IL 60638, 1.800.323.7164.

### 2.02 Suspension System Components

- A. Primary Carrier:
  - 1. Manufactured from 0.024 inch thick steel rollformed to 1-1/2 inch diameter and factory notched to locate main tees. Includes hanger clamps, splice plates, attachment clips and fasteners.
  - 2. Finish: Painted 08 Black.
- B. Main Tees:
  - 1. Manufactured from cold rolled steel formed to 15/16 inch wide exposed face x 1-1/2 inch height. Curved to radii shown on plans and details without visible crimping. Ends of tees to be factory cut to length and notched to provide flush fit to perimeter trim.
  - 2. Finish: Painted (on exposed face)(360 degrees) in (01 White)(44 Satin Silver) (Painted color \_\_\_\_\_)(WoodScenes™ painted color \_\_\_\_\_).
- C. Perimeter Treatment Components:
  - 1. CurvTrim: Manufactured from extruded aluminum channel 3/4 inch wide face x 2-1/8 inch height, straight and curved to match main tees. CurvTrim replaces CurvGrid suspension at perimeters and requires splice plates, corner splice plates and grid attachment clips. Splices to be butt joined and corners to be mitered without using separate corner units or cover caps. Finish to be painted (to match CurvGrid suspension)(other painted color \_\_\_\_\_).
- D. Suspension:
  - 1. Hanger Wire: (12 ga. standard galvanized)(adjustable galvanized hanging cable system supplied by others).
- E. Flexible Infill Panels:
  - 24 inch x 72 inch nominal size and hold down clips [63.26.200 black][8886 clear] [437.00 hold down inserts at CurvTrim][445.00 at panel to panel joints].
    - 1. Metal: manufactured from 0.032 inch aluminum, [Solid] [Perforated with CMC pattern \_\_\_\_], [Painted: (01 White)(44 Satin Silver)(Painted Color \_\_\_\_\_)(Reflective/Anodized\_\_\_\_\_)](MetalWood® finish \_\_\_\_\_ on 0.024 inch aluminum) (WoodScenes™ Painted Color \_\_\_\_\_)[Perforated panels to include (Acoutex™ non-woven acoustical backer to the inside surface)(Field installed glass fiber insulation pads encased in black poly bags to achieve NRC 0.9)].

## PART 3 - EXECUTION

### 3.01 Examination

Examine area receiving system to identify conditions which will adversely affect installation. Do not begin installation until adverse conditions have been remedied.

### 3.02 Installation

- A. Install CurvGrid one-directional ceiling system as shown on plans and in accordance with manufacturer's installation instructions.

### 3.03 Repair

- A. Remove damaged components, replace with undamaged components. Clean with non-solvent based non-abrasive commercial cleaning solution.

# CurvGrid™ 2-Directional Specification Data

## PART 1 - GENERAL

### 1.01 Scope

Furnish and install the CurvGrid Ceiling System as manufactured and supplied by Chicago Metallic Corporation. The two-directional CurvGrid system consists of curved and straight main tees and straight cross tees connected to form 24 inch x 24 inch x [ ] ceiling modules. Ceiling perimeter finished with CurvTrim. Ceiling modules are (open)(filled with flexible infill panels).

### 1.02 Related Sections

- A. Section 09 22 26 - Suspension Systems
- B. Section 09 29 00 - Gypsum Board
- C. Section 09 54 00 - Specialty Ceilings
- D. Section 09 58 00 - Integrated Ceiling Assemblies
- E. Section 13 48 00 - Sound, Vibration, and Seismic Control
- F. Section 23 50 00 - Central Heating Equipment
- G. Section 26 50 00 - Lighting

### 1.03 References

- A. American Society for Testing and Materials (ASTM)
  - 1. C423 - Sound Absorption and Sound Absorption Coefficients by the Reverberation Room Method.
  - 2. C635 - Standard Specification for the manufacture, performance, and testing of Metal Suspension Systems for Acoustical Tile and Lay-in Panel Ceilings.
  - 3. C636 - Standard Practice for Installation of Metal Ceiling Suspension Systems for Acoustical Tile and Lay-in Panels.
  - 4. E 84 - Test Method for Surface Burning Characteristics of Building Materials.
  - 5. E 1264 - Classification for Acoustical Ceiling Products.
  - 6. E 1477 - Standard Test Method for Luminous Reflectance Factor of Acoustical Materials by Use of Integrating-Sphere Reflectometers.

### 1.04 Submittals

- A. Product data: Manufacturers standard data sheets listing dimensions and details.
- B. Samples: Manufacturers standard samples including suspension, panels and colors.
- C. Shop Drawings: Reflected ceiling plan and elevation drawings indicating ceiling layouts, dimensions and perimeter conditions.

### 1.05 Project Conditions

- A. Environmental Requirements:
  - 1. Verify weather tightness of area to receive suspension system prior to installation.
  - 2. Wet trades work to be thoroughly dry and complete prior to suspension system installation.
  - 3. Installation to begin only when temperature and humidity conditions closely approximate interior conditions which will exist when area is complete and occupied.
  - 4. Heating and air conditioning systems to be operating prior to, during, and after installation.
  - 5. Deliver materials in manufacturers original packaging, unopened and undamaged.
  - 6. Store materials in an enclosed dry location at room temperature and protect from soiling, damage, moisture and humidity.

## PART 2 - PRODUCTS

### 2.01 Manufacturers

CurvGrid two-directional ceiling system as manufactured by Chicago Metallic, 4849 S. Austin Ave., Chicago, IL 60638, 1.800.323.7164.

### 2.02 Suspension System Components

- A. Primary Carrier:
  - 1. Manufactured from 0.024 inch thick steel rollformed to 1-1/2 inch diameter and factory notched to locate main tees. Includes hanger clamps, splice plates, attachment clips and fasteners.
  - 2. Finish: Painted 08 Black.
- B. Main Tees:
  - 1. Manufactured from cold rolled steel formed to 15/16 inch wide exposed face x 1-1/2 inch height. Curved to radii shown on plans and details without visible crimping. Ends of tees to be factory cut to length and notched to provide flush fit to perimeter trim.
  - 2. Finish: Painted (on exposed face)(360 degrees) in (01 White)(44 Satin Silver) (Painted color \_\_\_\_\_)(WoodScenes™ painted color \_\_\_\_\_).
- C. Cross Tees:
  - 1. Manufactured from cold rolled steel formed to 15/16 inch wide exposed face x 1-1/2 inch height x 24 inch [ ] long. Ends of tees to be factory cut to length and notched to provide flush fit of perimeter trim. Finish to be painted to match main tees.
- D. Perimeter Treatment Components:
  - 1. CurvTrim: Manufactured from extruded aluminum channel 3/4 inch wide face x 2 1/8 inch height, straight and curved to match main tees. CurvTrim replaces CurvGrid suspension at perimeters and requires splice plates, corner splice plates and grid attachment clips. Splices to be butt joined and corners to be mitered without using separate corner units or cover caps. CurvTrim finish to be painted (to match CurvGrid suspension)(other painted color \_\_\_\_\_).
- E. Suspension:
  - 1. Hanger Wire: (12 ga. standard galvanized)(adjustable galvanized hanging cable system supplied by others).
- F. Flexible Infill Panels:
  - 24 inch x 24 inch nominal size and hold down clips [63.26.200 black][8886 clear]and 437.00 hold down inserts at CurvTrim.
    - 1. Metal: manufactured from 0.032 inch aluminum, [Solid][Perforated with CMC pattern \_\_\_\_\_]. [Painted: (01 White)(44 Satin Silver)(Painted Color \_\_\_\_\_)(Reflective/Anodized \_\_\_\_\_)(MetalWood® finish \_\_\_\_\_ on 0.024 inch aluminum) (WoodScenes™ Painted Color \_\_\_\_\_)][Perforated panels to include (Acoutex™ non-woven acoustical backer to the inside surface)(Field installed glass fiber insulation pads encased in black poly bags to achieve NRC 0.9)].

## PART 3 - EXECUTION

### 3.01 Examination

Examine area receiving system to identify conditions which will adversely affect installation. Do not begin installation until adverse conditions have been remedied.

### 3.02 Installation

- A. Install CurvGrid two-directional ceiling system as shown on plans and in accordance with manufacturer's installation instructions.

### 3.03 Repair

- A. Remove damaged components, replace with undamaged components. Clean with non-solvent based non-abrasive commercial cleaning solution.

# CurvGrid™ with EZ-Flex™ Panels Specification Data

## PART 1 - GENERAL

### 1.01 Scope

Furnish and install the CurvGrid Ceiling System as manufactured and supplied by Chicago Metallic Corporation. The CurvGrid EZ-Flex Panel system consists of curved and straight main tees and straight cross tees connected to form 24 inch x (48)(72)(96) inch x [\_\_\_\_] standard or custom ceiling modules. Ceiling perimeter finished with CurvTrim. Ceiling modules are filled with flexible metal infill panels with integral tabs.

### 1.02 Related Sections

- A. Section 09 22 26 - Suspension Systems
- B. Section 09 29 00 - Gypsum Board
- C. Section 09 54 00 - Specialty Ceilings
- D. Section 09 58 00 - Integrated Ceiling Assemblies
- E. Section 13 48 00 - Sound, Vibration, and Seismic Control
- F. Section 23 50 00 - Central Heating Equipment
- G. Section 26 50 00 - Lighting

### 1.03 References

- A. American Society for Testing and Materials (ASTM)
  - 1. C423 - Sound Absorption and Sound Absorption Coefficients by the Reverberation Room Method.
  - 2. C635 - Standard Specification for the manufacture, performance, and testing of Metal Suspension Systems for Acoustical Tile and Lay-in Panel Ceilings.
  - 3. C636 - Standard Practice for Installation of Metal Ceiling Suspension Systems for Acoustical Tile and Lay-in Panels.
  - 4. E 84 - Test Method for Surface Burning Characteristics of Building Materials.
  - 5. E 1264 - Classification for Acoustical Ceiling Products.
  - 6. E 1477 - Standard Test Method for Luminous Reflectance Factor of Acoustical Materials by Use of Integrating-Sphere Reflectometers.

### 1.04 Submittals

- A. Product data: Manufacturers standard data sheets listing dimensions and details.
- B. Samples: Manufacturers standard samples including suspension, panels and colors.
- C. Shop Drawings: Reflected ceiling plan and elevation drawings indicating ceiling layouts, dimensions and perimeter conditions.

### 1.05 Project Conditions

- A. Environmental Requirements:
  - 1. Verify weather tightness of area to receive suspension system prior to installation.
  - 2. Wet trades work to be thoroughly dry and complete prior to suspension system installation.
  - 3. Installation to begin only when temperature and humidity conditions closely approximate interior conditions which will exist when area is complete and occupied.
  - 4. Heating and air conditioning systems to be operating prior to, during, and after installation.
  - 5. Deliver materials in manufacturers original packaging, unopened and undamaged.
  - 6. Store materials in an enclosed dry location at room temperature and protect from soiling, damage, moisture and humidity.

## PART 2 - PRODUCTS

### 2.01 Manufacturers

CurvGrid Curved Ceiling System with EZ-Flex Panels as manufactured by Chicago Metallic, 4849 S. Austin Ave., Chicago, IL 60638, 1.800.323.7164.

### 2.02 Suspension System Components

#### A. Primary Carrier:

- 1. Manufactured from 0.024 inch thick steel rollformed to 1-1/2 inch diameter and factory notched to locate main tees. Includes hanger clamps, splice plates, attachment clips and fasteners.
- 2. Finish: Painted 08 Black.

#### B. Main Tees:

- 1. Manufactured from cold rolled steel formed to 15/16 inch wide exposed face x 1-1/2 inch height. Curved to radii shown on plans and details without visible crimping. Ends of tees to be factory cut to length and notched to provide flush fit to perimeter trim.
- 2. Finish: Painted (on exposed face)(360 degrees) in (01 White)(44 Satin Silver) (Painted color \_\_\_\_\_)(WoodScenes™ painted color \_\_\_\_\_).

#### C. Perimeter Treatment Components:

- 1. CurvTrim: Manufactured from extruded aluminum channel 3/4 inch wide face x 2 1/8 inch height, straight and curved to match main tees. CurvTrim replaces CurvGrid suspension at perimeters and requires splice plates, corner splice plates and grid attachment clips. Splices to be butt joined and corners to be mitered without using separate corner units or cover caps. Finish to be painted (to match CurvGrid suspension)(other painted color \_\_\_\_\_).

#### D. Suspension:

- 1. Hanger Wire: (12 ga. standard galvanized)(adjustable galvanized hanging cable system supplied by others).

#### E. Flexible Metal Infill Panels (EZ-Flex™):

- 24 inch x (48)(72)(96) inch nominal size with integral tabs along perimeter.
  - 1. Metal: manufactured from 0.032 inch aluminum, (Solid)(Custom Perforated). [Perforated panels to include (Acoutex™ non-woven acoustical backer to the inside surface)(Field installed glass fiber insulation pads encased in black poly bags to achieve NRC 0.9)].
  - 2. Finish:[Painted:(01 White)(44 Satin Silver)(Painted Color \_\_\_\_\_)(Reflective/Anodized \_\_\_\_\_)(MetalWood® finish \_\_\_\_\_ on 0.024 inch aluminum)(WoodScenes™ Painted Color \_\_\_\_\_)].

## PART 3 - EXECUTION

### 3.01 Examination

Examine area receiving system to identify conditions which will adversely affect installation. Do not begin installation until adverse conditions have been remedied.

### 3.02 Installation

- A. Install CurvGrid EZ-Flex Panel ceiling system as shown on plans and in accordance with manufacturer's installation instructions.

### 3.03 Repair

- A. Remove damaged components, replace with undamaged components. Clean with non-solvent based non-abrasive commercial cleaning solution.



Ceiling Systems and Specialty Products - USA and Canada: 800.323.7164 / Fax: 800.222.3744 / [chicagometallic.com](http://chicagometallic.com)  
BELGIUM / DENMARK / UK / GERMANY / FRANCE / HONG KONG / PRC / MALAYSIA / UNITED ARAB EMIRATES / MEXICO

Chicago Metallic, its logo, Fast Easy Customer Focused, MetalWood and Acoutex are Registered Trademarks of Chicago Metallic Corporation. Acoutex, EZ-Flex and WoodScenes are trademarks of Chicago Metallic Corporation.  
© 2011 Chicago Metallic Corporation All Rights Reserved Printed in USA SNL0004F0811

**Literature Disclaimer:** Presentations in this brochure or any other Chicago Metallic Corporation publication are correct to the best of our knowledge at time of preparation. We provide this information in an advisory capacity only. Any advisory recommendations given in our publications *must be modified to conform with local codes, conditions and specifications*. We reserve all rights to amend any information published in our literature without additional notice. **Chicago Metallic can not be held responsible or liable for the selection nor application of our products.**