



# Metal Ceiling Systems Product List

Effective June 5, 2009 (supersedes all previous editions)

|                                    |  |
|------------------------------------|--|
| Customer Service Technical Support | 800.323.7164   |
| Customer Service Fax               | 866.211.3824   |
| CMC Web Site                       | <a href="http://www.chicagometallic.com">www.chicagometallic.com</a>                                 |
| Email                              | <a href="mailto:cmc-customerservice@chicagometallic.com">cmc-customerservice@chicagometallic.com</a> |
| Technical Services                 | <a href="mailto:techservices@chicagometallic.com">techservices@chicagometallic.com</a>               |

**Special Note:**

This PDF includes Action Request Forms (ARF) that may be printed out, completed and then faxed to Technical Services at 888.329.2620.

If you prefer to complete and submit your ARFs electronically, access the individual product ARF PDF forms that are included separately on this Price List CD. Fill in the information, save and email the PDF file to Technical Services ([techservices@chicagometallic.com](mailto:techservices@chicagometallic.com)).

Acrobat Reader version 7 or higher is required to work with these forms.

# TABLE OF CONTENTS

---

## PERIMETER TRIM

|   |    |
|---|----|
| Infinity™ Build-A-Ceiling .....               | 7  |
| Infinity™ Engineered Perimeter Trim ARF ..... | 15 |

## CURVILINEAR

|  |    |
|--|----|
| CurvGrid™ Build-A-Ceiling .....                                    | 17 |
| CurvGrid™ One-, Two-Directional & EZ Flex™ Panel Systems ARF ..... | 21 |

## METAL PANEL

|  |    |
|--|----|
| Planostile™ Build-A-Ceiling .....          | 23 |
| Planostile™ Metal Panel Ceilings ARF ..... | 36 |

## EMBOSSSED METAL PANEL

|   |    |
|---|----|
| Traditions™ Build-A-Ceiling .....                   | 38 |
| Traditions™ Lay-in Embossed Metal Panels ARF .....  | 41 |
| Traditions™ Nail-up Embossed Metal Panels ARF ..... | 44 |
| Traditions™ Cornices ARF .....                      | 48 |

## LINEAR

|   |    |
|---|----|
| Planar®/PlanarPlus®/PlanarMacro®/MacroPlus™ Build-A-Ceiling ..... | 50 |
| Planar®/PlanarPlus® Linear Metal Ceilings ARF .....               | 54 |
| PlanarMacro® / MacroPlus™ Linear Metal Ceilings ARF .....         | 59 |

## OPEN PLENUM

|   |    |
|---|----|
| Magna T-Cell™ Build-A-Ceiling .....                       | 60 |
| Magna T-Cell™ Open Plenum Ceiling ARF .....               | 64 |
| Intaline™ Build-A-Ceiling .....                           | 65 |
| Intaline™ Metal Baffle Open Plenum Ceiling ARF .....      | 68 |
| CubeGrid™ Build-A-Ceiling .....                           | 69 |
| CubeGrid™ Open Plenum 15/16" Grid Metal Ceiling ARF ..... | 72 |
| BeamGrid™ Build-A-Ceiling .....                           | 73 |
| BeamGrid™ Open Plenum Metal Ceiling ARF .....             | 75 |
| GraphGrid™ Build-A-Ceiling .....                          | 76 |
| GraphGrid™ Open Plenum Wire Ceiling Panel ARF .....       | 79 |

## SECURITY

|  |    |
|--|----|
| Metaline™ Build-A-Ceiling .....              | 80 |
| Metaline™ Lock-In Security Ceiling ARF ..... | 83 |
| Securline® Build-A-Ceiling .....             | 84 |
| Securline® Plank Security Ceiling ARF .....  | 87 |

## APPENDIX

|   |     |
|---|-----|
| Standard and Premium Perforation Patterns ..... | 89  |
| Special Perforation Patterns .....              | 90  |
| Suspension .....                                | 91  |
| Perimeter Treatments .....                      | 98  |
| Accessories .....                               | 101 |
| Product Index .....                             | 117 |
| General Conditions of Sale .....                | 119 |
| Product Cross Reference Guide .....             | 120 |

**Custom Color Matching**

1. Custom color matching requires color sample, paint manufacturer and color number.
2. CMC will provide color sample for approval upon request.
3. Service Level begins after receipt of color approval.

**Mockups and Custom Samples**

When CMC has agreed to provide custom samples or mockups, the cost for them will be billed to the account.

CMC will be glad to issue credit for all mockups and custom samples invoices when valid orders for these products are placed with our Customer Service Department.

Phone: 1.800.323.7164

Fax: 1.866.211.3824

Email: [cmc-customerservice@chicagometallic.com](mailto:cmc-customerservice@chicagometallic.com)

**Service Levels**

Service Levels represents the approximate time in weeks for an order to be ready to ship from the manufacturing plant. Add 2 weeks to all Service Levels for CMC transfer truck to Baltimore or Los Angeles Service Centers.

Service Level begins when the following criteria are met – Receipt of acceptable Purchase Order, Credit Approval, Drawing Approval, Color Approval.

| Service Level | Production Lead Time                                 |
|---------------|--|
| 0             | <u>Stock item available for immediate shipment</u>   |
| 1             | Available to ship within 1 week of order acceptance  |
| 2             | Available to ship within 2 weeks of order acceptance |
| 3             | Available to ship within 3 weeks of order acceptance |
| 4             | Available to ship within 4 weeks of order acceptance |
| 5             | Available to ship within 5 weeks of order acceptance |
| 6             | Available to ship within 6 weeks of order acceptance |
| ??            | Contact Chicago Metallic for current lead time       |

1. The Service Level of an order will be based on the longest lead time item.
2. Lead times may vary from the Service Levels listed due to demand.
3. Some items may have order size limitations tied to the Service Level. Please check the Product Notes for each product line to determine the proper Service Level for your order.
4. Projects larger than the maximum size listed may be produced within published Service Levels.

**Responsibility**

Report any material defect to CMC prior to its installation. CMC is not responsible for labor incurred or any costs associated with the installation of its products. See the CMC Limited Warranty for all products in General Conditions of Sale (Back Cover).

The Buyer accepts responsibility and all related costs associated for installed materials. CMC is not responsible for defects in the materials once the material has been installed.

Orders are subject to 10% overruns based on size, gauge, length, pattern or color. Overruns will be shipped and billed to customer.

**Returns and Restocking Charges**

1. Only Service Level 0 items will be accepted for return.
2. Items must be in their original unopened packaging.
3. Items must have been purchased within 90 days of the request to return the material.
4. You must receive prior authorization and a Returned Goods Authorization number from CMC in order to return the material.
5. Materials must be returned within 45 days of the issuance of the Returned Goods Authorization.
6. Freight will be at the Customer's expense.
7. A 20% restock fee will apply to all returns.
8. CMC will inspect all returned materials, and only issue credit on those items received in resaleable condition.
9. CMC will not be responsible for any damage that occurs to material in transit.

**Cancellations**

Cancellation of items with a Service Level greater than 0 will result in cancellation charges. Charges will be based on the value of materials and all costs incurred by CMC at the time of cancellation.

**Order Review and Placement**

Customer Service direct: 1.800.323.7164 / option 1. Orders to be faxed to 1.866.211.3824.

**Pricing**

Pricing reflects the products listed by colors, gauge and substrate.

**Terms**

1. 1% 10 days, Net 30 days.
2. A 1% per month storage charge will be applied on materials delayed from shipment at the Customer's request more than two weeks beyond the available date.

# FREIGHT

---

## Freight Policies

| Shipment Size             | Freight Terms and Conditions   |
|---------------------------|--|
| 0 lbs. - 4,999 lbs.       | Orders for LTL shipment will be shipped collect or prepaid and add via an approved carrier. Shipments may also incur special packaging and handling charges.             |
| 5,000 lbs. - 23,999 lbs.  | Orders will be classified as a route truck shipment and combined with other stops to fill the truck. Freight charges paid by CMC, less a \$135 drop off charge per stop. |
| 24,000 lbs. - 39,999 lbs. | Orders will be classified as a truckload shipment. Other stops may be added to fill the truck at the discretion of CMC. Freight charges paid by CMC.                     |
| 40,000 lbs. - 48,000 lbs. | Orders will be classified as a truckload shipment to a single destination. Freight charges paid by CMC.  |

## Terms

All orders will be shipped F.O.B. manufacturing/service center facility.

## Route Truck Shipments

Route trucks will be scheduled on a weekly basis to service orders of a minimum of 5,000 pounds (per stop) shipping to a pre-determined geographical area. Orders delivering outside of the regularly scheduled route may be added at the discretion of Customer Service and Logistics. Orders will leave Chicago Metallic on the regularly scheduled day of the route with the exception of holidays. The day of delivery may vary based on the location and number of stops. Orders and changes to existing orders must be placed no later than 11:00 a.m. (local time at shipping location) the day prior to scheduled shipment. Contact Customer Service for route truck shipping schedules.

## Air Freight, LTL and UPS Shipments

All orders shipped will be at the customer's expense via collect or prepaid and add. Orders will be charged based on the actual weight of the shipment including packaging. Special handling charges may apply. Total charges for prepaid and add shipments can be quoted by Customer Service. All orders received by 11:00 a.m. CST for service level 0 items will be shipped the same business day. Orders received after 11:00 a.m. CST will be shipped the next business day.

## “Will Call” Orders

Orders may be picked up at a CMC facility, Monday through Friday 7:00 a.m. until 3:00 p.m. All Will Call orders will be loaded on a first come, first serve basis. Orders over 5,000 pounds must be scheduled with Customer Service at least 24 hours in advance. Drivers must supply the CMC confirmation number upon arrival at CMC facility. Will Call drivers must comply with CMC safety rules and regulations. Claims for shortages or damages will not be honored once the order has left the CMC facility.

## Re-routing

Re-routing of truckload and route truck orders requires CMC authorization and is subject to carrier capabilities. Additional charges will be the responsibility of the customer and subsequently invoiced.

## Detention of Truckloads

All Route Truck and Truckload shipments are subject to a carrier designated “free time” for unloading depending upon order weight. Detention past this time may result in charges.

## Freight Claims

All materials will be shipped F.O.B. manufacturing facility or service center. In the event of a freight claim (shortage or damage), Customer Service should be contacted immediately. Additionally, please note the nature of said claim on the delivery paperwork and obtain the driver's signature. Claims may be filed by contacting Customer Service so that a claim may be filed on your behalf.

# FREIGHT

## Freight Classifications

Freight Rates may be quoted by Customer Service.

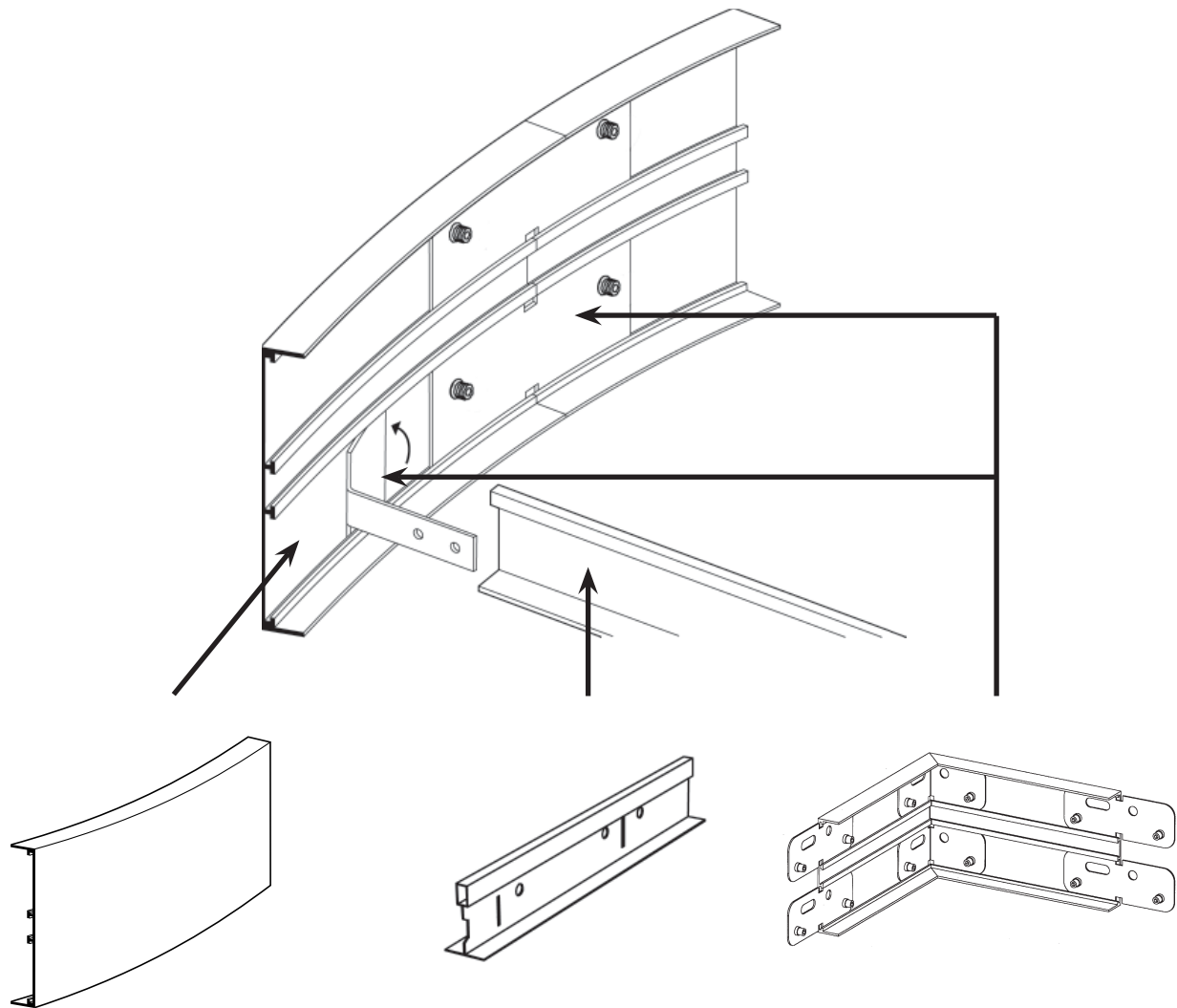
Chicago Metallic will also ship LTL orders on carriers specified by the customer. The following CMC shipping locations and zip codes will be needed by your carrier to determine your freight charges.

| Product                 | Freight |                   |                     |                       |                       |                     |                     |                  |                         |                  |                     |                    |                       |
|-------------------------|---------|-------------------|---------------------|-----------------------|-----------------------|---------------------|---------------------|------------------|-------------------------|------------------|---------------------|--------------------|-----------------------|
|                         | Class   | Chicago, IL 60638 | Baltimore, MD 21075 | Los Angeles, CA 90640 | Brownsville, TX 78521 | Cleveland, OH 44105 | Johnstown, OH 43812 | Gilroy, CA 95020 | Toronto, Canada M9M 1M7 | Moscow, TN 38057 | Oceanside, NY 11572 | Plymouth, WI 53073 | Sun Prairie, WI 53590 |
| Product Type            | Class   | Chicago, IL 60638 | Baltimore, MD 21075 | Los Angeles, CA 90640 | Brownsville, TX 78521 | Cleveland, OH 44105 | Johnstown, OH 43812 | Gilroy, CA 95020 | Toronto, Canada M9M 1M7 | Moscow, TN 38057 | Oceanside, NY 11572 | Plymouth, WI 53073 | Sun Prairie, WI 53590 |
| BeamGrid                | 70      | ●                 | ●                   | ●                     |                       | ●                   |                     |                  |                         |                  |                     |                    |                       |
| Ceiling Grid            | 50      | ●                 | ●                   | ●                     |                       |                     |                     |                  |                         |                  |                     |                    |                       |
| CubeGrid                | 70      | ●                 | ●                   | ●                     |                       |                     |                     |                  |                         |                  |                     |                    |                       |
| CurvGrid                | 70      | ●                 | ●                   | ●                     |                       |                     |                     |                  |                         |                  |                     |                    |                       |
| DynaGlass FRP           | 60      | ●                 | ●                   | ●                     |                       |                     |                     |                  |                         |                  |                     | ●                  |                       |
| DynaGlass FRP Grid      | 60      | ●                 | ●                   | ●                     |                       |                     |                     |                  |                         |                  |                     |                    | ●                     |
| Endure                  | 60      | ●                 | ●                   | ●                     |                       |                     |                     |                  |                         |                  |                     |                    |                       |
| EuroStone               | 60      | ●                 | ●                   | ●                     | ●                     |                     |                     |                  |                         |                  |                     |                    |                       |
| GraphGrid               | 70      | ●                 | ●                   | ●                     |                       |                     |                     |                  |                         |                  |                     |                    |                       |
| Insulation Pads/Rolls   | 200     | ●                 | ●                   | ●                     |                       |                     |                     |                  |                         |                  |                     |                    |                       |
| Infinity                | 60      | ●                 | ●                   | ●                     |                       |                     |                     |                  |                         |                  |                     |                    |                       |
| Intaline                | 70      | ●                 | ●                   | ●                     |                       |                     |                     |                  |                         |                  |                     |                    |                       |
| Magna T-Cell (assem.)   | 150     | ●                 | ●                   | ●                     |                       |                     |                     |                  |                         |                  |                     |                    |                       |
| Magna T-Cell (unassem.) | 70      | ●                 | ●                   | ●                     |                       |                     |                     |                  |                         |                  |                     |                    |                       |
| Monarch GE              | 60      | ●                 | ●                   | ●                     |                       |                     |                     |                  | ●                       |                  |                     |                    |                       |
| Metaline                | 60      | ●                 | ●                   | ●                     |                       |                     | ●                   |                  |                         |                  |                     |                    |                       |
| Planar/PlanarPlus       | 70      | ●                 | ●                   | ●                     |                       |                     |                     |                  |                         |                  |                     |                    |                       |
| PlanarMacro/MacroPlus   | 70      | ●                 | ●                   | ●                     |                       |                     |                     |                  |                         |                  |                     |                    |                       |
| Planostile              | 70      | ●                 | ●                   | ●                     |                       |                     |                     |                  |                         |                  |                     |                    |                       |
| Securline               | 60      | ●                 | ●                   | ●                     |                       |                     | ●                   |                  |                         |                  |                     |                    |                       |
| Soft Touch              | 200     | ●                 | ●                   | ●                     |                       |                     |                     |                  |                         |                  |                     |                    |                       |
| Traditions              | 55      | ●                 | ●                   | ●                     |                       |                     |                     |                  |                         |                  |                     |                    |                       |

**QUICK  
SHIP!**  
available

PERIMETER TRIM

# Infinity™ Build-A-Ceiling



## TRIM

See p. 8

QuickShip -straight only  
Engineered -straight or curved (shown)  
D -Drywall  
R -Reveal Edge  
RD -Reveal Edge for Drywall  
Z -Razor Edge  
ZD -Razor Edge for Drywall

## SUSPENSION

Provided by CMC Systems:  
Planostile (See p. 92)  
Magna T-Cell (See p. 95)  
Planar (See p. 94)

## ACCESSORIES

See p. 101

Inside Corner Kit  
Outside Corner Kit  
Grid Clip (shown)  
Splice Plate (shown)



**Standard Painted Colors**

01 White

**Product Notes:**

Quick Ship is available for Infinity profiles listed below.

Quick Ship is available painted 01 White on one side only.

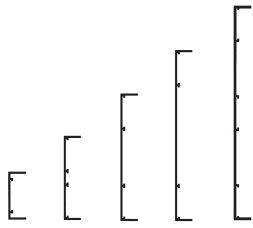
Price includes Trim, unpainted Splice Clips and Grid Attachment Clips as per the quantities shown below:

| Infinity Trim | Splice Plate Pieces per Trim Piece | Grid Clip Pieces per Trim Piece |
|---------------|------------------------------------|---------------------------------|
| 2" x 12'      | 1                                  | 6                               |
| 4" x 12'      | 2                                  | 6                               |
| 6" x 12'      | 2                                  | 6                               |
| 8" x 12'      | 2                                  | 6                               |
| 10" x 12'     | 3                                  | 6                               |

Additional Splice Plates and Grid Clips ordered separately.

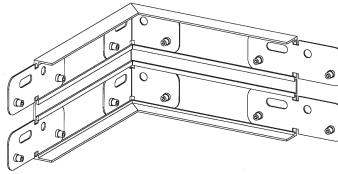
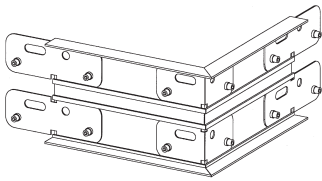
90° corners ordered separately.

Maximum order size is 1,008 LF.



**Straight Panel**  
01470Q, 01471Q, 01472Q, 01473Q, 01475Q

| Product Number                           | Dimensions |        |      | Packaging |               | Service Level |
|--|------------|--------|------|-----------|---------------|---------------|
|  | Height     | Length | Face | Feet      | Weight per LF |               |
| <b>Trim – Includes Splices and Clips</b> |            |        |      |           |               |               |
| 01470Q01                                 | 2"         | 12'    | 3/4" | Per Order | 0.25          | 1             |
| 01471Q01                                 | 4"         | 12'    | 3/4" | Per Order | 0.55          | 1             |
| 01472Q01                                 | 6"         | 12'    | 3/4" | Per Order | 0.92          | 1             |
| 01473Q01                                 | 8"         | 12'    | 3/4" | Per Order | 1.1           | 1             |
| 01475Q01                                 | 10"        | 12'    | 3/4" | Per Order | 1.42          | 1             |



**Inside Corner 90°**  
01470IM, 01471IM, 01472IM, 01473IM, 01475IM

**Outside Corner 90°**  
01470TM, 01471TM, 01472TM, 01473TM, 01475TM

| Product Number             | Dimensions |        |      | Packaging |        | Service Level |
|----------------------------|------------|--------|------|-----------|--------|---------------|
|                            | Height     | Length | Face | Feet      | Weight |               |
| <b>Inside Corners 90°</b>  |            |        |      |           |        |               |
| 01470IM01                  | 2"         | 1'     | 3/4" | Per Order | 0.5    | 1             |
| 01471IM01                  | 4"         | 1'     | 3/4" | Per Order | 1      | 1             |
| 01472IM01                  | 6"         | 1'     | 3/4" | Per Order | 2      | 1             |
| 01473IM01                  | 8"         | 1'     | 3/4" | Per Order | 2.5    | 1             |
| 01475IM01                  | 10"        | 1'     | 3/4" | Per Order | 3      | 1             |
| <b>Outside Corners 90°</b> |            |        |      |           |        |               |
| 01470TM01                  | 2"         | 1'     | 3/4" | Per Order | 0.5    | 1             |
| 01471TM01                  | 4"         | 1'     | 3/4" | Per Order | 1      | 1             |
| 01472TM01                  | 6"         | 1'     | 3/4" | Per Order | 2      | 1             |
| 01473TM01                  | 8"         | 1'     | 3/4" | Per Order | 2.5    | 1             |
| 01475TM01                  | 10"        | 1'     | 3/4" | Per Order | 3      | 1             |

For 12" Corner Kits, see Infinity Engineered Accessories, page 101.

**Factory Mitered Corner Kits (Unassembled)**

2" kit contains: Two (2) 12" Straight Trim pieces with mitered corners; one (1) Corner Splice; two (2) Straight Splices.

4", 6" and 8" kits contain: Two (2) 12" Straight Trim pieces with mitered corners; two (2) Corner Splices; four (4) Straight Splices.

10" and 12" kits contain: Two (2) 12" Straight Trim pieces with mitered corners; three (3) Corner Splices; six (6) Straight Splices.

**Standard Painted Colors**

01 White  
 08 Black  
 44 Satin Silver

**Premium Painted Colors**

21 Copper Metallic  
 23 Sandstone  
 379 Gloss White  
 386 Gloss Black  
 431 Whitewash  
 520 Polar White  
 401 Maple\*  
 402 Oak\*  
 403 Cherry\*  
 404 Pumpkin Maple\*  
 405 Karri\*

521 Nickel  
 524 Silver  
 510 Morning Dew Metallic  
 511 Autumn Metallic  
 512 Moon Glow Metallic  
 513 Sun Gold Metallic  
 514 Harvest Metallic  
 515 Sterling Metallic  
 516 Flint Metallic  
 517 Emerald Metallic

Other painted colors

\*Coordinating Solid Paint Colors to MetalWood® Finishes

**WoodScenes Painted Colors**

800 Lazy Maple  
 801 Aged Teak  
 802 Vintage Burlwood  
 803 Burnished Cherry  
 804 Sleek Cherry  
 805 Weathered Oak

**Product Notes:**

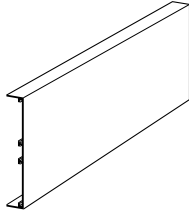
Pricing is for paint one side only (180°).  
 Pricing includes square cut ends. See Adders for factory-cut miters.  
 Price includes Trim, unpainted Splice Clips and Grid Attachment Clips.  
 Standard straight length is 12'.  
 Infinity R, Infinity RD, Infinity Z and Infinity ZD available straight only.  
 Minimum Infinity and Infinity D radius is 18".  
 All curved projects will be priced at engineered product level.  
 All curved projects require approval drawings.  
 Complex straight panel projects require approval drawings.  
 Price includes standard installation details.  
 WoodScenes painted grain is parallel to length of trim.  
 Custom color matching requires color sample, paint manufacturer and color number.  
 Custom color sample approval adds 2 weeks to service level.  
 Infinity D, RD and ZD are primed to accept joint compound and field painting.

**Service:**

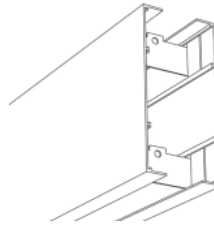
Service Level represents 1 - 1,008 LF.

| Quantity      | Engineered Service Level Standard Colors | Engineered Service Level Premium Painted Colors/WoodScenes |
|---------------|--|--|
| 1,009 - 2,999 | 5  | 6  |

Service Level begins after receipt of approved shop drawings and an approved custom color.



**Straight Trim**  
**01470S, 01471S, 01472S**  
**01473S, 01474S, 01475S**



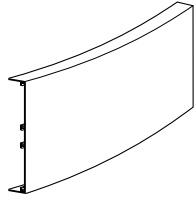
See page 103 for Paired Infinity™ Bracket

| Product Number | Dimensions |        |      | Packaging |        | Service Level |
|----------------|------------|--------|------|-----------|--------|---------------|
|                | Height     | Length | Face | Feet      | Weight |               |

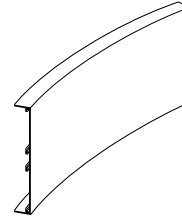
**Infinity**

**Straight – Includes Trim, Splice Plates and Grid Clips**

|           |     |        |      |           |      |   |
|-----------|-----|--------|------|-----------|------|---|
| 01470S.xx | 2"  | Varies | 3/4" | Per Order | 0.25 | 3 |
| 01470S.xx | 2"  | Varies | 3/4" | Per Order | 0.25 | 4 |
| 01470S.xx | 2"  | Varies | 3/4" | Per Order | 0.25 | 6 |
| 01471S.xx | 4"  | Varies | 3/4" | Per Order | 0.55 | 3 |
| 01471S.xx | 4"  | Varies | 3/4" | Per Order | 0.55 | 4 |
| 01471S.xx | 4"  | Varies | 3/4" | Per Order | 0.55 | 6 |
| 01472S.xx | 6"  | Varies | 3/4" | Per Order | 0.92 | 3 |
| 01472S.xx | 6"  | Varies | 3/4" | Per Order | 0.92 | 4 |
| 01472S.xx | 6"  | Varies | 3/4" | Per Order | 0.92 | 6 |
| 01473S.xx | 8"  | Varies | 3/4" | Per Order | 1.1  | 3 |
| 01473S.xx | 8"  | Varies | 3/4" | Per Order | 1.1  | 4 |
| 01473S.xx | 8"  | Varies | 3/4" | Per Order | 1.1  | 6 |
| 01475S.xx | 10" | Varies | 3/4" | Per Order | 1.42 | 3 |
| 01475S.xx | 10" | Varies | 3/4" | Per Order | 1.42 | 4 |
| 01475S.xx | 10" | Varies | 3/4" | Per Order | 1.42 | 6 |
| 01474S.xx | 12" | Varies | 3/4" | Per Order | 1.84 | 3 |
| 01474S.xx | 12" | Varies | 3/4" | Per Order | 1.84 | 4 |
| 01474S.xx | 12" | Varies | 3/4" | Per Order | 1.84 | 6 |



**Outside Curve (convex)**  
1470C, 1471C, 1472C, 1473C, 1474C, 1475C



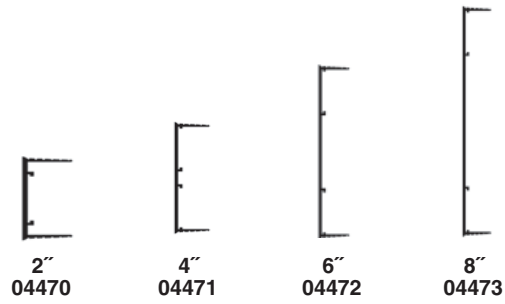
**Inside Curve (concave)**  
1470C, 1471C, 1472C, 1473C, 1474C, 1475C

| Product Number | Dimensions |        |      | Packaging |        | Service Level |
|----------------|------------|--------|------|-----------|--------|---------------|
|                | Height     | Length | Face | Feet      | Weight |               |

**Infinity**

**Curved – Includes Trim, Splice Plates and Grid Clips**

|           |     |        |      |           |      |   |
|-----------|-----|--------|------|-----------|------|---|
| 01470C.xx | 2"  | Varies | 3/4" | Per Order | 0.25 | 3 |
| 01470C.xx | 2"  | Varies | 3/4" | Per Order | 0.25 | 4 |
| 01470C.xx | 2"  | Varies | 3/4" | Per Order | 0.25 | 6 |
| 01471C.xx | 4"  | Varies | 3/4" | Per Order | 0.55 | 3 |
| 01471C.xx | 4"  | Varies | 3/4" | Per Order | 0.55 | 4 |
| 01471C.xx | 4"  | Varies | 3/4" | Per Order | 0.55 | 6 |
| 01472C.xx | 6"  | Varies | 3/4" | Per Order | 0.92 | 3 |
| 01472C.xx | 6"  | Varies | 3/4" | Per Order | 0.92 | 4 |
| 01472C.xx | 6"  | Varies | 3/4" | Per Order | 0.92 | 6 |
| 01473C.xx | 8"  | Varies | 3/4" | Per Order | 1.1  | 3 |
| 01473C.xx | 8"  | Varies | 3/4" | Per Order | 1.1  | 4 |
| 01473C.xx | 8"  | Varies | 3/4" | Per Order | 1.1  | 6 |
| 01475C.xx | 10" | Varies | 3/4" | Per Order | 1.42 | 3 |
| 01475C.xx | 10" | Varies | 3/4" | Per Order | 1.42 | 4 |
| 01475C.xx | 10" | Varies | 3/4" | Per Order | 1.42 | 6 |
| 01474C.xx | 12" | Varies | 3/4" | Per Order | 1.84 | 3 |
| 01474C.xx | 12" | Varies | 3/4" | Per Order | 1.84 | 4 |
| 01474C.xx | 12" | Varies | 3/4" | Per Order | 1.84 | 6 |



| Product Number | Dimensions |        |      | Packaging |        |        | Service Level |
|----------------|------------|--------|------|-----------|--------|--------|---------------|
|                | Height     | Length | Face | Feet      | Pieces | Weight |               |

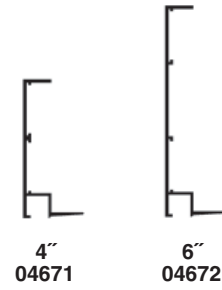
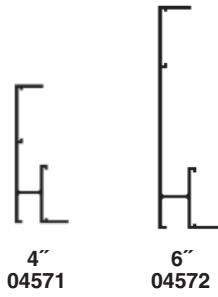
**Infinity D (Drywall)**

**Straight – Includes Trim, Splice Plates and Grid Clips**

|           |    |     |      |           |      |   |
|-----------|----|-----|------|-----------|------|---|
| 04470S.00 | 2" | 12' | 3/4" | Per Order | 0.30 | 3 |
| 04471S.00 | 4" | 12' | 3/4" | Per Order | 0.60 | 3 |
| 04472S.00 | 6" | 12' | 3/4" | Per Order | 0.94 | 3 |
| 04473S.00 | 8" | 12' | 3/4" | Per Order | 1.20 | 3 |

**Curved – Includes Trim, Splice Plates and Grid Clips**

|           |    |        |      |           |      |   |
|-----------|----|--------|------|-----------|------|---|
| 04470C.00 | 2" | Varies | 3/4" | Per Order | 0.30 | 3 |
| 04471C.00 | 4" | Varies | 3/4" | Per Order | 0.60 | 3 |
| 04472C.00 | 6" | Varies | 3/4" | Per Order | 0.94 | 3 |
| 04473C.00 | 8" | Varies | 3/4" | Per Order | 1.20 | 3 |



| Product Number | Dimensions |        |      | Packaging |        | Service Level |
|----------------|------------|--------|------|-----------|--------|---------------|
|                | Height     | Length | Face | Feet      | Weight |               |

**Infinity R (Reveal Edge)**

**Straight – Includes Trim, Splice Plates and Grid Clips**

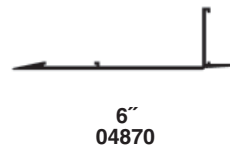
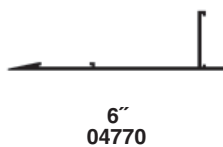
|           |    |     |      |           |      |   |
|-----------|----|-----|------|-----------|------|---|
| 04571S.xx | 4" | 12' | 3/4" | Per Order | 0.80 | 3 |
| 04571S.xx | 4" | 12' | 3/4" | Per Order | 0.80 | 4 |
| 04571S.xx | 4" | 12' | 3/4" | Per Order | 0.80 | 6 |
| 04572S.xx | 6" | 12' | 3/4" | Per Order | 1.20 | 3 |
| 04572S.xx | 6" | 12' | 3/4" | Per Order | 1.20 | 4 |
| 04572S.xx | 6" | 12' | 3/4" | Per Order | 1.20 | 6 |

| Product Number | Dimensions |        |      | Packaging |        | Service Level |
|----------------|------------|--------|------|-----------|--------|---------------|
|                | Height     | Length | Face | Feet      | Weight |               |

**Infinity RD (Reveal Edge for Drywall)**

**Straight – Includes Trim, Splice Plates and Grid Clips**

|           |    |     |       |           |      |   |
|-----------|----|-----|-------|-----------|------|---|
| 04671S.00 | 4" | 12' | 3/16" | Per Order | 0.80 | 3 |
| 04672S.00 | 6" | 12' | 3/16" | Per Order | 1.20 | 3 |



| Product Number | Dimensions |        |      | Packaging |        | Service Level |
|----------------|------------|--------|------|-----------|--------|---------------|
|                | Height     | Length | Face | Feet      | Weight |               |

**Infinity Z (Razor Edge)**

**Straight – Pricing includes Trim, Splice Plates and Grid Clips**

|           |    |     |        |           |   |   |
|-----------|----|-----|--------|-----------|---|---|
| 04770S.xx | 6" | 12' | 1 5/8" | Per Order | 1 | 3 |
| 04770S.xx | 6" | 12' | 1 5/8" | Per Order | 1 | 4 |
| 04770S.xx | 6" | 12' | 1 5/8" | Per Order | 1 | 8 |

Corners available: minimum 45° and maximum 135°.

| Product Number | Dimensions |        |      | Packaging |        | Service Level |
|----------------|------------|--------|------|-----------|--------|---------------|
|                | Height     | Length | Face | Feet      | Weight |               |

**Infinity ZD (Razor Edge for Drywall)**

**Straight – Pricing includes Trim, Splice Plates and Grid Clips**

|           |    |     |        |           |     |   |
|-----------|----|-----|--------|-----------|-----|---|
| 04870S.00 | 6" | 12' | 1 5/8" | Per Order | 0.5 | 3 |
|-----------|----|-----|--------|-----------|-----|---|



# ACTION REQUEST FORM

## Infinity™ Engineered Perimeter Trim ARF

**PRODUCT DETAILS:**

Panel Height: \_\_\_\_\_ Quantity: \_\_\_\_\_

**Infinity D**

- 2" H \_\_\_\_\_
- 4" H \_\_\_\_\_
- 6" H \_\_\_\_\_
- 8" H \_\_\_\_\_

**Infinity R**

- 4" H \_\_\_\_\_
- 6" H \_\_\_\_\_

**Infinity RD**

- 4" H \_\_\_\_\_
- 6" H \_\_\_\_\_

**Infinity Z**

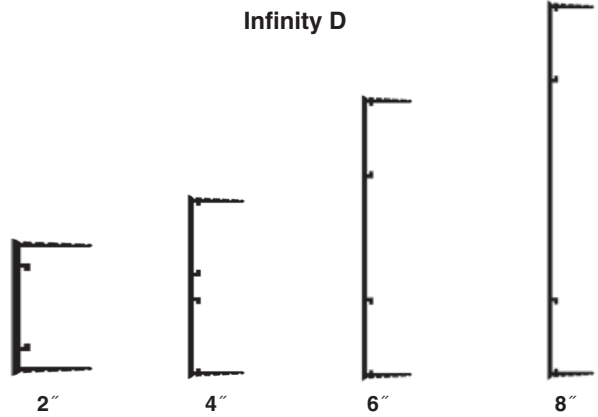
- 6" H \_\_\_\_\_

**Infinity ZD**

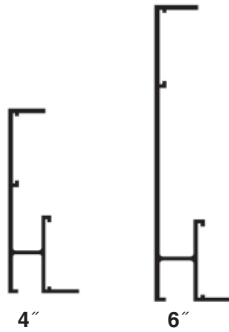
- 6" H \_\_\_\_\_

**Paired Infinity** \_\_\_\_\_

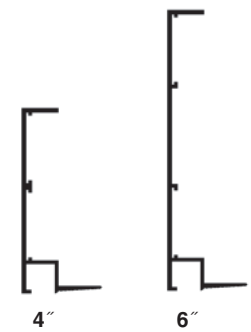
**Infinity D**



**Infinity R**



**Infinity RD**



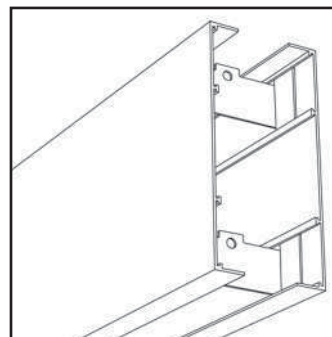
**Infinity Z**



**Infinity ZD**

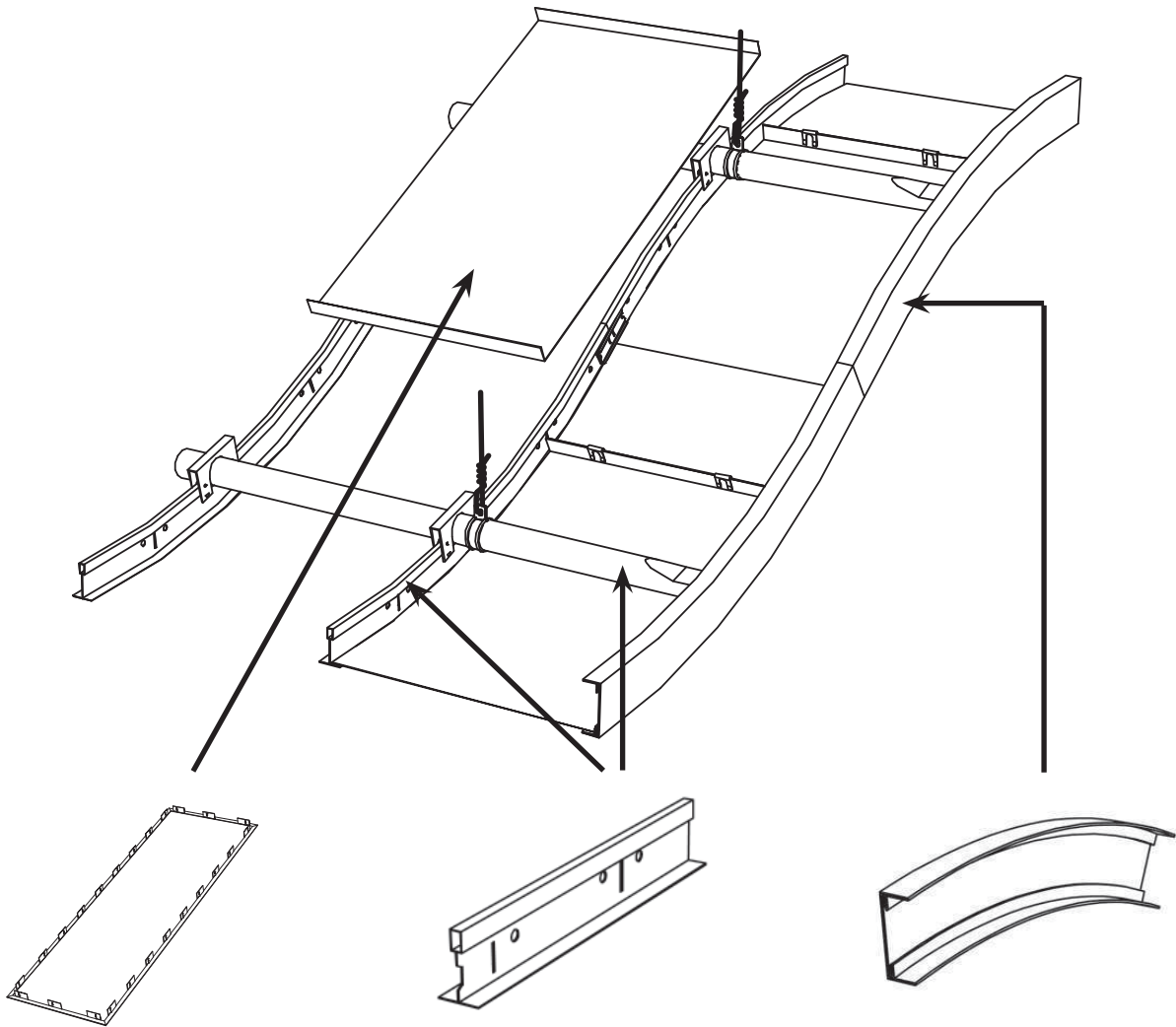


**Paired Infinity™ Bracket**



CURVILINEAR

# CurvGrid™ Build-A-Ceiling



**PANELS**

See p. 19

Flexible Panel (shown)  
EZ Flex Panel with Integral Tabs  
(shown)

**SUSPENSION**

See p. 91

Primary Carrier (shown)  
One-Directional (shown)  
Two-Directional

**PERIMETER TREATMENTS and ACCESSORIES**

See pgs. 91 and 104

CurvTrim™ (shown)  
Perimeter Treatments

**Standard Painted Colors**

01 White  
 08 Black  
 44 Satin Silver

**Premium Painted Colors and Finishes**

21 Copper Metallic  
 23 Sandstone  
 379 Gloss White  
 386 Gloss Black  
 431 Whitewash  
 520 Polar White  
 401 Maple\*  
 402 Oak\*  
 403 Cherry\*  
 404 Pumpkin Maple\*  
 405 Karri\*

521 Nickel  
 524 Silver  
 510 Morning Dew Metallic  
 511 Autumn Metallic  
 512 Moon Glow Metallic  
 513 Sun Gold Metallic  
 514 Harvest Metallic  
 515 Sterling Metallic  
 516 Flint Metallic  
 517 Emerald Metallic

*Reflective Finishes\*\**  
 371 Preferred Lacquer Mill

*Anodized Finishes\*\**  
 14 Chromecoat Anodized  
 16 Brasscoat Anodized  
 509 Coppercoat Anodized

Other painted colors

\*Coordinating Solid Paint Colors to MetalWood® Finishes

**MetalWood Finishes\*\***

650 Maple  
 651 Cherry  
 652 Pumpkin Maple  
 653 Oak  
 654 Karri

**WoodScenes Painted Colors**

800 Lazy Maple  
 801 Aged Teak  
 802 Vintage Burlwood  
 803 Burnished Cherry  
 804 Sleek Cherry  
 805 Weathered Oak

\*\*Panels only (suspension painted)

**Product Notes:**

CMC will prepare and issue a CurvGrid layout drawing for approval with reflected ceiling plan. Orders will include standard installation details. Custom color matching requires color sample, paint manufacturer and color number. MetalWood grain direction is parallel to the length of the panel. WoodScenes grain direction is parallel to the length of the panel. WoodScenes painted color grains replicate real wood; variations in color and pattern will occur. Consult CMC Customer Service for custom size panel availability (24" x 48", 24" x 60", etc.).

**Service:**

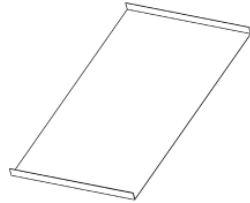
Service levels are approximate and represent 1 - 1999 sq. ft.

| Quantity      | Service Level |
|---------------|---------------|
| 2,000 - 4,999 | 5             |
| 5,000 - 9,999 | 7             |
| 10,000 +      | per order     |


Service Level begins after receipt of approved shop drawings and/or approved custom color. Custom color approval samples are available upon request. Service Level 2 weeks.

**Colors:**

MetalWood finishes are bonded on to 0.024" aluminum.



**Metal Panel One-Directional**  
59.32.26



**Metal Panel Two-Directional**  
56.32.22

| Product Number | Panel Size | Description | Per Carton |        |        | Service Level |
|----------------|------------|-------------|------------|--------|--------|---------------|
|                |            |             | Sq. Ft.    | Pieces | Weight |               |

**Metal Panels – 0.032” Aluminum**

**One-Directional – Solid**

|                |           |                             |     |    |    |   |
|----------------|-----------|-----------------------------|-----|----|----|---|
| 59.32.26X.xxxX | 24" x 72" | Standard Colors             | 120 | 10 | 45 | 3 |
| 59.32.26X.xxxX | 24" x 72" | Premium Colors and Finishes | 120 | 10 | 45 | 4 |
| 59.32.26X.xxxX | 24" x 72" | MetalWood Finishes          | 120 | 10 | 45 | 4 |
| 59.32.26X.xxxX | 24" x 72" | WoodScenes                  | 120 | 10 | 45 | 6 |

**One-Directional – Standard Perforation (D, E, R and V) with Acoutex Backer**

|                 |           |                             |     |    |    |   |
|-----------------|-----------|-----------------------------|-----|----|----|---|
| 59.32.26xx.xxx3 | 24" x 72" | Standard Colors             | 120 | 10 | 45 | 3 |
| 59.32.26xx.xxx3 | 24" x 72" | Premium Colors and Finishes | 120 | 10 | 45 | 4 |
| 59.32.26xx.xxx3 | 24" x 72" | MetalWood Finishes          | 120 | 10 | 45 | 4 |
| 59.32.26xx.xxx3 | 24" x 72" | WoodScenes                  | 120 | 10 | 45 | 6 |

**One-Directional – Premium Perforation (J, Q) with Acoutex Backer**

|                 |           |                             |     |    |    |   |
|-----------------|-----------|-----------------------------|-----|----|----|---|
| 59.32.26xx.xxx3 | 24" x 72" | Standard Colors             | 120 | 10 | 45 | 4 |
| 59.32.26xx.xxx3 | 24" x 72" | Premium Colors and Finishes | 120 | 10 | 45 | 5 |

Price includes two #445 Splice Clips and five Hold Down Clips standard. Additional Hold Down Clips may be required.

**Two-Directional – Solid**

|                |           |                             |    |    |    |   |
|----------------|-----------|-----------------------------|----|----|----|---|
| 56.32.22X.xxxX | 24" x 24" | Standard Colors             | 40 | 10 | 15 | 3 |
| 56.32.22X.xxxX | 24" x 24" | Premium Colors and Finishes | 40 | 10 | 15 | 3 |
| 56.32.22X.xxxX | 24" x 24" | MetalWood Finishes          | 40 | 10 | 15 | 4 |
| 56.32.22X.xxxX | 24" x 24" | WoodScenes                  | 40 | 10 | 15 | 6 |

**Two-Directional – Standard Perforation (D, E, R and V) with Acoutex Backer**

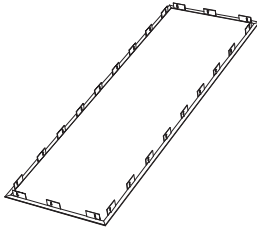
|                 |           |                             |    |    |    |   |
|-----------------|-----------|-----------------------------|----|----|----|---|
| 56.32.22xx.xxx3 | 24" x 24" | Standard Colors             | 40 | 10 | 15 | 3 |
| 56.32.22xx.xxx3 | 24" x 24" | Premium Colors and Finishes | 40 | 10 | 15 | 3 |
| 56.32.22xx.xxx3 | 24" x 24" | MetalWood Finishes          | 40 | 10 | 15 | 4 |
| 56.32.22xx.xxx3 | 24" x 24" | WoodScenes                  | 40 | 10 | 15 | 6 |

**Two-Directional – Premium Perforation (J, Q) with Acoutex Backer**

|                 |           |                             |    |    |    |   |
|-----------------|-----------|-----------------------------|----|----|----|---|
| 56.32.22xx.xxx3 | 24" x 24" | Standard Colors             | 40 | 10 | 15 | 3 |
| 56.32.22xx.xxx3 | 24" x 24" | Premium Colors and Finishes | 40 | 10 | 15 | 3 |

Price includes four Hold Down Clips standard. Additional Hold Down Clips may be required.

WoodScenes not recommended for D or E perforation.



**EZ Flex Panel**  
57.32.240, 57.32.260, 57.32.280

| Product Number | Panel Size | Description | Per Carton |        |        | Service Level |
|----------------|------------|-------------|------------|--------|--------|---------------|
|                |            |             | Sq. Ft.    | Pieces | Weight |               |

**Metal Panels – 0.032” Aluminum**

**EZ Flex Panels – One-Directional with Integral Tabs – Solid**

|                |           |                             |    |    |    |   |
|----------------|-----------|-----------------------------|----|----|----|---|
| 57.32.24X.xxxX | 24” x 48” | Standard Colors             | 80 | 10 | 45 | 4 |
| 57.32.24X.xxxX | 24” x 48” | Premium Colors and Finishes | 80 | 10 | 45 | 4 |
| 57.32.24X.xxxX | 24” x 48” | MetalWood Finishes          | 80 | 10 | 45 | 4 |
| 57.32.24X.xxxX | 24” x 48” | WoodScenes                  | 80 | 10 | 45 | 6 |

**EZ Flex Panels – One-Directional with Integral Tabs – Perforated with Pattern AA and Acoutex only**

|                 |           |                             |    |    |    |   |
|-----------------|-----------|-----------------------------|----|----|----|---|
| 57.32.24AA.xxx3 | 24” x 48” | Standard Colors             | 80 | 10 | 45 | 4 |
| 57.32.24AA.xxx3 | 24” x 48” | Premium Colors and Finishes | 80 | 10 | 45 | 4 |
| 57.32.24AA.xxx3 | 24” x 48” | MetalWood Finishes          | 80 | 10 | 45 | 4 |
| 57.32.24AA.xxx3 | 24” x 48” | WoodScenes                  | 80 | 10 | 45 | 6 |

**EZ Flex Panels – One-Directional with Integral Tabs – Solid**

|                |           |                             |     |    |    |   |
|----------------|-----------|-----------------------------|-----|----|----|---|
| 57.32.26X.xxxX | 24” x 72” | Standard Colors             | 120 | 10 | 68 | 4 |
| 57.32.26X.xxxX | 24” x 72” | Premium Colors and Finishes | 120 | 10 | 68 | 4 |
| 57.32.26X.xxxX | 24” x 72” | MetalWood Finishes          | 120 | 10 | 68 | 4 |
| 57.32.26X.xxxX | 24” x 72” | WoodScenes                  | 120 | 10 | 68 | 6 |

**EZ Flex Panels – One-Directional with Integral Tabs – Perforated with Pattern AA and Acoutex only**

|                 |           |                             |     |    |    |   |
|-----------------|-----------|-----------------------------|-----|----|----|---|
| 57.32.26AA.xxx3 | 24” x 72” | Standard Colors             | 120 | 10 | 68 | 4 |
| 57.32.26AA.xxx3 | 24” x 72” | Premium Colors and Finishes | 120 | 10 | 68 | 4 |
| 57.32.26AA.xxx3 | 24” x 72” | MetalWood Finishes          | 120 | 10 | 68 | 4 |
| 57.32.26AA.xxx3 | 24” x 72” | WoodScenes                  | 120 | 10 | 68 | 6 |

**EZ Flex Panels – One-Directional with Integral Tabs – Solid**

|                |           |                             |     |    |    |   |
|----------------|-----------|-----------------------------|-----|----|----|---|
| 57.32.28X.xxxX | 24” x 96” | Standard Colors             | 160 | 10 | 90 | 4 |
| 57.32.28X.xxxX | 24” x 96” | Premium Colors and Finishes | 160 | 10 | 90 | 4 |
| 57.32.28X.xxxX | 24” x 96” | MetalWood Finishes          | 160 | 10 | 90 | 4 |
| 57.32.28X.xxxX | 24” x 96” | WoodScenes                  | 160 | 10 | 90 | 6 |

**EZ Flex Panels – One-Directional with Integral Tabs – Perforated with Pattern AA and Acoutex only**

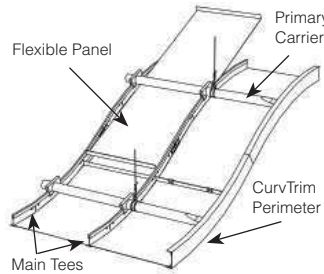
|                 |           |                             |     |    |    |   |
|-----------------|-----------|-----------------------------|-----|----|----|---|
| 57.32.28AA.xxx3 | 24” x 96” | Standard Colors             | 160 | 10 | 90 | 4 |
| 57.32.28AA.xxx3 | 24” x 96” | Premium Colors and Finishes | 160 | 10 | 90 | 4 |
| 57.32.28AA.xxx3 | 24” x 96” | MetalWood Finishes          | 160 | 10 | 90 | 4 |
| 57.32.28AA.xxx3 | 24” x 96” | WoodScenes                  | 160 | 10 | 90 | 6 |

# ACTION REQUEST FORM

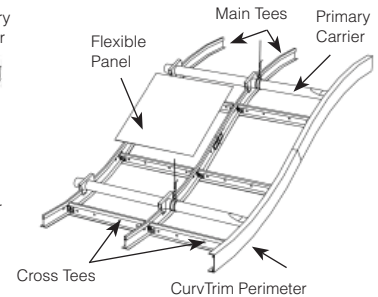
## CurvGrid™ One-, Two-Directional & EZ Flex™ Panel Systems ARF

Date \_\_\_\_\_  
 CMC Sales Rep \_\_\_\_\_  
 Phone \_\_\_\_\_  
 Architect \_\_\_\_\_  
 Contact \_\_\_\_\_  
 Phone \_\_\_\_\_  
 Contractor \_\_\_\_\_  
 Contact \_\_\_\_\_  
 Phone \_\_\_\_\_

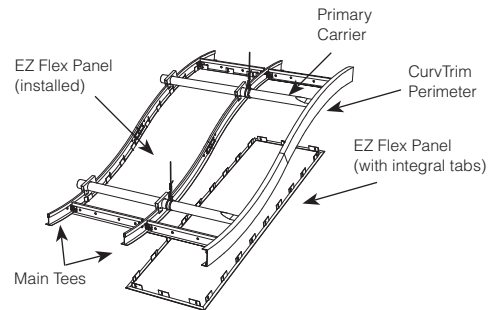
**PRODUCT DETAILS:  
 One-Directional**



**Two-Directional**



**EZ Flex™ Panels (with integral tabs)**



**THIS IS A:**

- List Price Quote Request Date Needed \_\_\_\_\_
- Specs Attached  Plans Attached
- Take-Off Request Date Needed \_\_\_\_\_

**ADDITIONAL INFORMATION NEEDED FROM TECH SERVICES:**

- Engineering  Technical  Product Recommendation
- Specify \_\_\_\_\_

- Size of Area \_\_\_\_\_ x \_\_\_\_\_
- One-Directional  Two-Directional
- EZ Flex™ panels with integral tabs

Project Name \_\_\_\_\_

Location \_\_\_\_\_

Chicago Metallic is specified?  yes  no

Chicago Metallic is approved to bid?  yes  no

Requested Ship Date \_\_\_\_\_

- Method of Shipment  Full Truck (prepaid)  
 Route Truck (per schedule)  
 LTL (billed to customer)

- Main Tee: Curved and Straight (radius & length per order)
  - Standard Painted Colors
  - Premium Painted Colors \_\_\_\_\_
  - WoodScenes™ Painted Colors
- Cross Tee: Straight
  - Standard Painted Colors
  - Premium Painted Colors \_\_\_\_\_
  - WoodScenes™ Painted Colors
- Primary Carrier: Straight
  - Standard Painted Colors
  - Premium Painted Colors \_\_\_\_\_
- Perimeter: Curved and Straight
  - Standard Painted Colors
  - Premium Painted Colors \_\_\_\_\_
  - WoodScenes™ Painted Colors

**NOTES:**

\_\_\_\_\_

- With appropriate installation clips

# ACTION REQUEST FORM

## CurvGrid™ One-, Two-Directional & EZ Flex™ Panel Systems ARF

### 1. Metal:

- 0.032" aluminum
- Standard (24" x 24")
- Custom

### Color

- 01 White / 44 Satin Silver
- Painted Color \_\_\_\_\_
- Reflective/Anodized \_\_\_\_\_
- WoodScenes™ Painted Colors
- MetalWood™ Woodgrain Finish\*

### Surface

- Solid

### Perforation Patterns

- V  R
- E  Q
- D  AA
- J  Other

\* Trim will be painted coordinating color.


### 2. Accessories:

- Hold Down Clips – for panel in CurvGrid (One- or Two-directional)
- 63.26.200 (Black)
  - 8886.00 (Clear)


### Acoustical

- Acoutex™ Acoustical Backer
- Glass Fiber Acoustical Pad in Black Poly Bag

### Perforation Patterns




V  
 .0625" Diam. Holes  
 .250" Diagonal Ctrs  
 4.9% Open Areas




E  
 .071" Diam. Holes  
 .138" Diagonal Ctrs  
 20.8% Open Areas




D  
 .098" Diam. Holes  
 .216" Straight Ctrs  
 16.2% Open Areas




J  
 .250" Diam. Holes  
 .312" Staggered Ctrs  
 58.2% Open Areas



R  
 .250" Square Holes  
 .750" Straight Ctrs  
 11.1% Open Areas



Q  
 .562" Square Holes  
 .672" Straight Ctrs  
 70.0% Open Areas

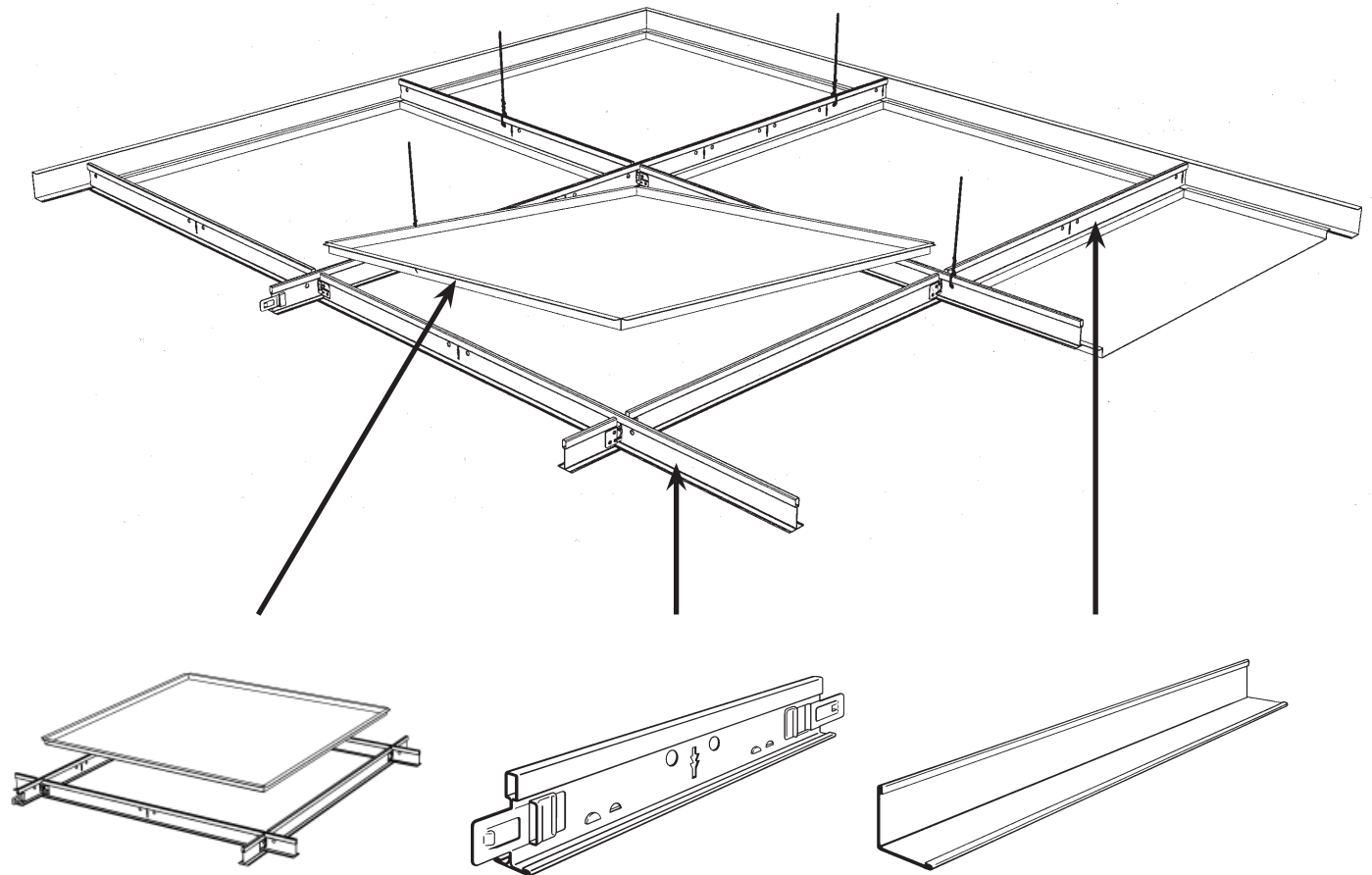


AA  
 .062" Diam. Holes  
 .354" Straight Ctrs  
 3.0% Open Areas  
 (EZ Flex panels must use this pattern only)

**QUICK  
SHIP!**  
available

METAL PANEL

# Planostile™ Build-A-Ceiling



## PANELS

See p. 24

Lay-in (shown)  
Snap-in

## SUSPENSION

See p. 92

9/16" Grid  
15/16" Grid (shown)  
Snap Bar Carrier

## PERIMETER TREATMENTS and ACCESSORIES

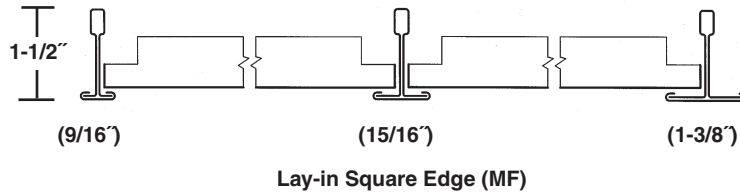
See pgs. 98 and 105

Wall Angle (shown)  
Wall Channel

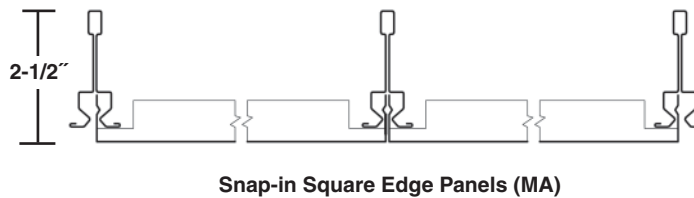


**Product Notes:**

Maximum order is 1,000 sq. ft. (250 panels).  
 Available for 01 White only.  
 Perforated panels are standard with Acoutex backer.  
 Snap-in solid panels are suitable for interior application (See Planostile pricing for exterior application).



| Product Number  | Description                       | Panel Size | Per Carton |        |        | Service Level |
|---|-----------------------------------|------------|------------|--------|--------|---------------|
|   |                                   |            | Sq. Ft.    | Pieces | Weight |               |
| <b>Lay-in Square Edge for 9/16", 15/16" or 1 3/8" Grid (MF)</b> |                                   |            |            |        |        |               |
| <b>0.024" HDG Steel</b>   |                                   |            |            |        |        |               |
| QMF463X001  | Solid                             | 24" x 24"  | 56         | 14     | 32     | 1             |
| QMF463D001  | D Perforation with Acoutex backer | 24" x 24"  | 56         | 14     | 32     | 1             |
| QMF463E001  | E Perforation with Acoutex backer | 24" x 24"  | 56         | 14     | 32     | 1             |



**Snap-in Square Edge (MA) for use with Snap Bar Carrier**  
**0.024" HDG Steel**

|            |                                   |           |    |    |    |   |
|------------|-----------------------------------|-----------|----|----|----|---|
| QMA463X001 | Solid                             | 24" x 24" | 56 | 14 | 32 | 1 |
| QMA463D001 | D Perforation with Acoutex backer | 24" x 24" | 56 | 14 | 32 | 1 |
| QMA463E001 | E Perforation with Acoutex backer | 24" x 24" | 56 | 14 | 32 | 1 |

**Standard Painted Colors**

01 White  
08 Black  
44 Satin Silver

**Premium Painted Colors and Finishes**

21 Copper Metallic  
23 Sandstone  
379 Gloss White  
386 Gloss Black  
431 Whitewash  
520 Polar White  
401 Maple\*  
402 Oak\*  
403 Cherry\*  
404 Pumpkin Maple\*  
405 Karri\*

521 Nickel  
524 Silver  
510 Morning Dew Metallic  
511 Autumn Metallic  
512 Moon Glow Metallic  
513 Sun Gold Metallic  
514 Harvest Metallic  
515 Sterling Metallic  
516 Flint Metallic  
517 Emerald Metallic

*Reflective Finishes*  
371 Preferred Lacquer Mill

*Anodized Finishes*  
14 Chromecoat  
16 Brasscoat  
504 Satin Anodized\*\*  
509 Coppercoat  
\*\*Panels only

Other painted colors

\*Coordinating Solid Paint Colors to MetalWood® Finishes

**MetalWood Finishes**

650 Maple  
651 Cherry  
652 Pumpkin Maple  
653 Oak  
654 Karri

**WoodScenes Painted Colors**

800 Lazy Maple  
801 Aged Teak  
802 Vintage Burlwood  
803 Burnished Cherry  
804 Sleek Cherry  
805 Weathered Oak

**Product Notes:**

Stainless Steel 600 2B panels are non-perforated only.  
Custom color matching requires color sample, paint manufacturer and color number.  
Exterior soffit design and engineering is customer's responsibility. Exterior soffit applications must be identified at time of order.  
Orders for snap-in 2' x 2' exterior soffit applications must be identified at time of order.  
Snap-in panel installations utilizing the UL 580 class 30 exterior soffit system require components identified in the UL listing (see pages 92 and 106).  
**MetalWood finishes are suitable for interior applications only. Contact CMC Customer Service for price and availability of exterior grade finishes.**  
**MetalWood and WoodScenes grain direction is perpendicular to the snap bar carrier for snap-in panels.**  
**Snap-in panels (24" x 48") are installed into carrier along the panel short side.**  
Panels without Acoutex backer, add X to product number.

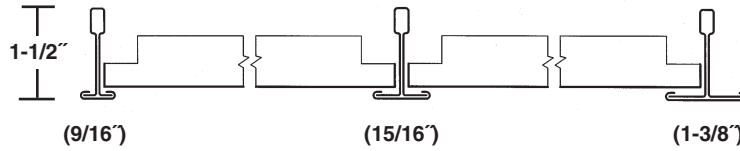
**Service:**

Service Level represents 1 - 2,499 sq. ft.

| Quantity          | Service Level   |                             |                    |                           |
|-------------------|-----------------|-----------------------------|--------------------|---------------------------|
|                   | Standard Colors | Premium Colors and Finishes | Metalwood Finishes | WoodScenes Painted Colors |
| 2,500 - 4,999     | 4               | 4                           | 4                  | 6                         |
| 5,000 - 19,999    | 6               | 6                           | 6                  | 8                         |
| 20,000 - 49,999   | 8               | 8                           | 8                  | 10                        |
| 50,000 - 100,0000 | 10              | 10                          | 10                 | 12                        |

Custom colors – Service Level begins after receipt of color approval.

Lay-in Square Edge (MF)



Lay-in Square Edge for 9/16", 15/16" and 1 3/8" Grid

| Product Number | Panel Size | Colors | Packaging |        |                 | Service Level |
|----------------|------------|--------|-----------|--------|-----------------|---------------|
|                |            |        | Sq. Ft.   | Pieces | Weight Lbs./Pc. |               |

0.024" Electrogalvanized Steel (MF)

Solid

|            |           |                             |           |           |     |   |
|------------|-----------|-----------------------------|-----------|-----------|-----|---|
| MF463XxxxX | 24" x 24" | Standard Colors             | 64        | 16        | 3.5 | 2 |
| MF463XxxxX | 24" x 24" | Premium Colors and Finishes | 64        | 16        | 3.5 | 4 |
| MF463XxxxX | 24" x 24" | WoodScenes                  | 64        | 16        | 3.5 | 6 |
| MF483XxxxX | 24" x 48" | Standard Colors             | Per Order | Per Order | 8   | 4 |
| MF483XxxxX | 24" x 48" | Premium Colors and Finishes | Per Order | Per Order | 8   | 6 |
| MF483XxxxX | 24" x 48" | WoodScenes                  | Per Order | Per Order | 8   | 6 |

Standard Perforation (D, E, R and V) with Acoutex Backer

|            |           |                             |           |           |     |   |
|------------|-----------|-----------------------------|-----------|-----------|-----|---|
| MF463Xxxx3 | 24" x 24" | Standard Colors             | 64        | 16        | 3.5 | 3 |
| MF463Xxxx3 | 24" x 24" | Premium Colors and Finishes | 64        | 16        | 3.5 | 6 |
| MF463Xxxx3 | 24" x 24" | WoodScenes                  | 64        | 16        | 3.5 | 6 |
| MF483Xxxx3 | 24" x 48" | Standard Colors             | Per Order | Per Order | 8   | 4 |
| MF483Xxxx3 | 24" x 48" | Premium Colors and Finishes | Per Order | Per Order | 8   | 6 |
| MF483Xxxx3 | 24" x 48" | WoodScenes                  | Per Order | Per Order | 8   | 6 |

Premium Perforation (J, Q) with Acoutex Backer

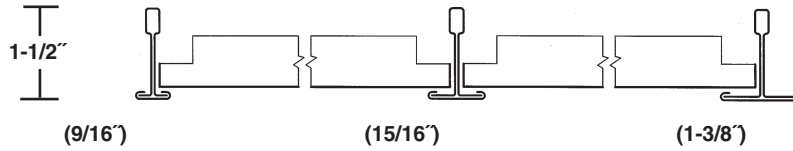
|            |           |                             |           |           |     |   |
|------------|-----------|-----------------------------|-----------|-----------|-----|---|
| MF463Xxxx3 | 24" x 24" | Standard Colors             | 64        | 16        | 3.5 | 4 |
| MF463Xxxx3 | 24" x 24" | Premium Colors and Finishes | 64        | 16        | 3.5 | 6 |
| MF483Xxxx3 | 24" x 48" | Standard Colors             | Per Order | Per Order | 8   | 6 |
| MF483Xxxx3 | 24" x 48" | Premium Colors and Finishes | Per Order | Per Order | 8   | 6 |

0.024" Stainless Steel

Solid Only

|            |           |                        |    |    |    |   |
|------------|-----------|------------------------|----|----|----|---|
| MF463X02BX | 24" x 24" | 600 Stainless Steel 2B | 64 | 16 | 32 | 4 |
|------------|-----------|------------------------|----|----|----|---|

Lay-in Square Edge (AMF)



Lay-in Square Edge for 9/16", 15/16" and 1 3/8" Grid

| Product Number | Panel Size | Colors | Packaging |        |                 | Service Level |
|----------------|------------|--------|-----------|--------|-----------------|---------------|
|                |            |        | Sq. Ft.   | Pieces | Weight Lbs./Pc. |               |

0.032" Aluminum (AMF)

Solid

|             |           |                             |           |           |     |   |
|-------------|-----------|-----------------------------|-----------|-----------|-----|---|
| AMF463XxxxX | 24" x 24" | Standard Colors             | 64        | 16        | 2   | 2 |
| AMF463XxxxX | 24" x 24" | Premium Colors and Finishes | 64        | 16        | 2   | 4 |
| AMF463XxxxX | 24" x 24" | MetalWood Finishes          | 64        | 16        | 2   | 4 |
| AMF463XxxxX | 24" x 24" | WoodScenes                  | 64        | 16        | 2   | 6 |
| AMF483XxxxX | 24" x 48" | Standard Colors             | Per Order | Per Order | 4.5 | 4 |
| AMF483XxxxX | 24" x 48" | Premium Colors and Finishes | Per Order | Per Order | 4.5 | 4 |
| AMF483XxxxX | 24" x 48" | MetalWood Finishes          | Per Order | Per Order | 4.5 | 4 |
| AMF483XxxxX | 24" x 48" | WoodScenes                  | Per Order | Per Order | 4.5 | 6 |

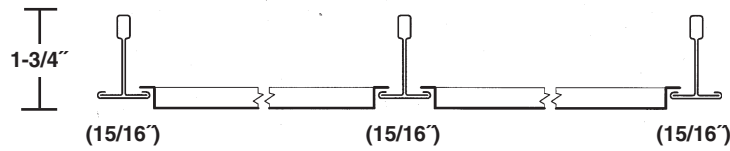
Standard Perforation (D, E, R and V) with Acoutex Backer

|             |           |                             |           |           |     |   |
|-------------|-----------|-----------------------------|-----------|-----------|-----|---|
| AMF463Xxxx3 | 24" x 24" | Standard Colors             | 64        | 16        | 2   | 3 |
| AMF463Xxxx3 | 24" x 24" | Premium Colors and Finishes | 64        | 16        | 2   | 6 |
| AMF463Xxxx3 | 24" x 24" | MetalWood Finishes          | 64        | 16        | 2   | 4 |
| AMF463Xxxx3 | 24" x 24" | WoodScenes                  | 64        | 16        | 2   | 6 |
| AMF483Xxxx3 | 24" x 48" | Standard Colors             | Per Order | Per Order | 4.5 | 4 |
| AMF483Xxxx3 | 24" x 48" | Premium Colors and Finishes | Per Order | Per Order | 4.5 | 6 |
| AMF483Xxxx3 | 24" x 48" | MetalWood Finishes          | Per Order | Per Order | 4.5 | 4 |
| AMF483Xxxx3 | 24" x 48" | WoodScenes                  | Per Order | Per Order | 4.5 | 6 |

Premium Perforation (J, Q) with Acoutex Backer

|             |           |                             |           |           |     |   |
|-------------|-----------|-----------------------------|-----------|-----------|-----|---|
| AMF463Xxxx3 | 24" x 24" | Standard Colors             | 64        | 16        | 2   | 4 |
| AMF463Xxxx3 | 24" x 24" | Premium Colors and Finishes | 64        | 16        | 2   | 6 |
| AMF463Xxxx3 | 24" x 24" | MetalWood Finishes          | 64        | 16        | 2   | 4 |
| AMF463Xxxx3 | 24" x 24" | WoodScenes                  | 64        | 16        | 2   | 6 |
| AMF483Xxxx3 | 24" x 48" | Standard Colors             | Per Order | Per Order | 4.5 | 5 |
| AMF483Xxxx3 | 24" x 48" | Premium Colors and Finishes | Per Order | Per Order | 4.5 | 6 |
| AMF483Xxxx3 | 24" x 48" | MetalWood Finishes          | Per Order | Per Order | 4.5 | 5 |
| AMF483Xxxx3 | 24" x 48" | WoodScenes                  | Per Order | Per Order | 4.5 | 6 |

Lay-in Reveal Edge (MC)



Lay-in Reveal Edge Panels for 15/16" Grid

| Product Number                             | Panel Size | Colors                      | Packaging |           |                 | Service Level |
|--|------------|-----------------------------|-----------|-----------|-----------------|---------------|
|  |            |                             | Sq. Ft.   | Pieces    | Weight Lbs./Pc. |               |
| <b>0.024" Electrogalvanized Steel (MC)</b> |            |                             |           |           |                 |               |
| <b>Solid</b>                               |            |                             |           |           |                 |               |
| MC463XxxxX                                 | 24" x 24"  | Standard Colors             | 64        | 16        | 3.5             | 2             |
| MC463XxxxX                                 | 24" x 24"  | Premium Colors and Finishes | 64        | 16        | 3.5             | 4             |
| MC463XxxxX                                 | 24" x 24"  | WoodScenes                  | 64        | 16        | 3.5             | 6             |
| MC483XxxxX                                 | 24" x 48"  | Standard Colors             | Per Order | Per Order | 8               | 4             |
| MC483XxxxX                                 | 24" x 48"  | Premium Colors and Finishes | Per Order | Per Order | 8               | 6             |
| MC483XxxxX                                 | 24" x 48"  | WoodScenes                  | Per Order | Per Order | 8               | 6             |

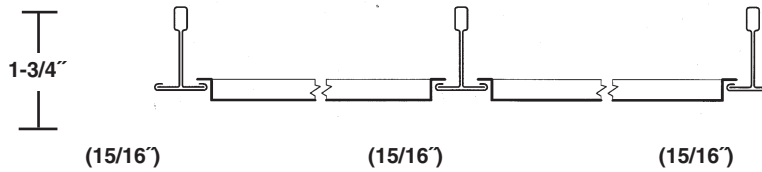
Standard Perforation (D, E, R and V) with Acoutex Backer

|            |           |                             |           |           |     |   |
|------------|-----------|-----------------------------|-----------|-----------|-----|---|
| MC463Xxxx3 | 24" x 24" | Standard Colors             | 64        | 16        | 3.5 | 3 |
| MC463Xxxx3 | 24" x 24" | Premium Colors and Finishes | 64        | 16        | 3.5 | 6 |
| MC463Xxxx3 | 24" x 24" | WoodScenes                  | 64        | 16        | 3.5 | 6 |
| MC483Xxxx3 | 24" x 48" | Standard Colors             | Per Order | Per Order | 8   | 4 |
| MC483Xxxx3 | 24" x 48" | Premium Colors and Finishes | Per Order | Per Order | 8   | 6 |
| MC483Xxxx3 | 24" x 48" | WoodScenes                  | Per Order | Per Order | 8   | 6 |

Premium Perforation (J, Q) with Acoutex Backer

|            |           |                             |           |           |     |   |
|------------|-----------|-----------------------------|-----------|-----------|-----|---|
| MC463Xxxx3 | 24" x 24" | Standard Colors             | 64        | 16        | 3.5 | 5 |
| MC463Xxxx3 | 24" x 24" | Premium Colors and Finishes | 64        | 16        | 3.5 | 6 |
| MC463Xxxx3 | 24" x 24" | WoodScenes                  | 64        | 16        | 3.5 | 6 |
| MC483Xxxx3 | 24" x 48" | Standard Colors             | Per Order | Per Order | 8   | 5 |
| MC483Xxxx3 | 24" x 48" | Premium Colors and Finishes | Per Order | Per Order | 8   | 6 |
| MC483Xxxx3 | 24" x 48" | WoodScenes                  | Per Order | Per Order | 8   | 6 |

Lay-in Reveal Edge (AMC)



Lay-in Reveal Edge Panels for 15/16" Grid

| Product Number | Panel Size | Colors | Packaging |        |                 | Service Level |
|----------------|------------|--------|-----------|--------|-----------------|---------------|
|                |            |        | Sq. Ft.   | Pieces | Weight Lbs./Pc. |               |

0.032" Aluminum (AMC)

Solid

|             |           |                             |           |           |     |   |
|-------------|-----------|-----------------------------|-----------|-----------|-----|---|
| AMC463XxxxX | 24" x 24" | Standard Colors             | 64        | 16        | 2   | 2 |
| AMC463XxxxX | 24" x 24" | Premium Colors and Finishes | 64        | 16        | 2   | 4 |
| AMC463XxxxX | 24" x 24" | MetalWood Finishes          | 64        | 16        | 2   | 4 |
| AMC463XxxxX | 24" x 24" | WoodScenes                  | 64        | 16        | 2   | 6 |
| AMC483XxxxX | 24" x 48" | Standard Colors             | Per Order | Per Order | 4.5 | 4 |
| AMC483XxxxX | 24" x 48" | Premium Colors and Finishes | Per Order | Per Order | 4.5 | 6 |
| AMC483XxxxX | 24" x 48" | MetalWood Finishes          | Per Order | Per Order | 4.5 | 4 |
| AMC483XxxxX | 24" x 48" | WoodScenes                  | Per Order | Per Order | 4.5 | 6 |

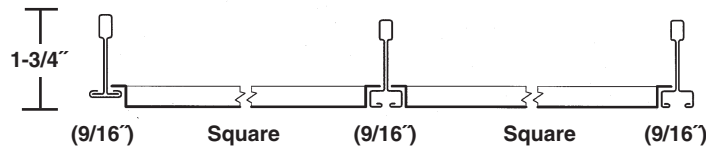
Standard Perforation (D, E, R and V) with Acoutex Backer

|             |           |                             |           |           |     |   |
|-------------|-----------|-----------------------------|-----------|-----------|-----|---|
| AMC463Xxxx3 | 24" x 24" | Standard Colors             | 64        | 16        | 2   | 3 |
| AMC463Xxxx3 | 24" x 24" | Premium Colors and Finishes | 64        | 16        | 2   | 6 |
| AMC463Xxxx3 | 24" x 24" | MetalWood Finishes          | 64        | 16        | 2   | 6 |
| AMC463Xxxx3 | 24" x 24" | WoodScenes                  | 64        | 16        | 2   | 6 |
| AMC483Xxxx3 | 24" x 48" | Standard Colors             | Per Order | Per Order | 4.5 | 4 |
| AMC483Xxxx3 | 24" x 48" | Premium Colors and Finishes | Per Order | Per Order | 4.5 | 6 |
| AMC483Xxxx3 | 24" x 48" | MetalWood Finishes          | Per Order | Per Order | 4.5 | 6 |
| AMC483Xxxx3 | 24" x 48" | WoodScenes                  | Per Order | Per Order | 4.5 | 6 |

Premium Perforation (J, Q) with Acoutex Backer

|             |           |                             |           |           |     |   |
|-------------|-----------|-----------------------------|-----------|-----------|-----|---|
| AMC463Xxxx3 | 24" x 24" | Standard Colors             | 64        | 16        | 2   | 4 |
| AMC463Xxxx3 | 24" x 24" | Premium Colors and Finishes | 64        | 16        | 2   | 6 |
| AMC463Xxxx3 | 24" x 24" | MetalWood Finishes          | 64        | 16        | 2   | 6 |
| AMC463Xxxx3 | 24" x 24" | WoodScenes                  | 64        | 16        | 2   | 6 |
| AMC483Xxxx3 | 24" x 48" | Standard Colors             | Per Order | Per Order | 4.5 | 4 |
| AMC483Xxxx3 | 24" x 48" | Premium Colors and Finishes | Per Order | Per Order | 4.5 | 6 |
| AMC483Xxxx3 | 24" x 48" | MetalWood Finishes          | Per Order | Per Order | 4.5 | 6 |
| AMC483Xxxx3 | 24" x 48" | WoodScenes                  | Per Order | Per Order | 4.5 | 6 |

Lay-in Reveal Edge (ME)



Lay-in Reveal Edge for 9/16" Grid

| Product Number | Panel Size | Colors | Packaging |        |                 | Service Level |
|----------------|------------|--------|-----------|--------|-----------------|---------------|
|                |            |        | Sq. Ft.   | Pieces | Weight Lbs./Pc. |               |

0.024" Electrogalvanized Steel (ME)

Solid

|            |           |                             |           |           |     |   |
|------------|-----------|-----------------------------|-----------|-----------|-----|---|
| ME463XxxxX | 24" x 24" | Standard Colors             | 64        | 16        | 3.5 | 2 |
| ME463XxxxX | 24" x 24" | Premium Colors and Finishes | 64        | 16        | 3.5 | 4 |
| ME463XxxxX | 24" x 24" | WoodScenes                  | 64        | 16        | 3.5 | 6 |
| ME483XxxxX | 24" x 48" | Standard Colors             | Per Order | Per Order | 8   | 4 |
| ME483XxxxX | 24" x 48" | Premium Colors and Finishes | Per Order | Per Order | 8   | 6 |
| ME483XxxxX | 24" x 48" | WoodScenes                  | Per Order | Per Order | 8   | 6 |

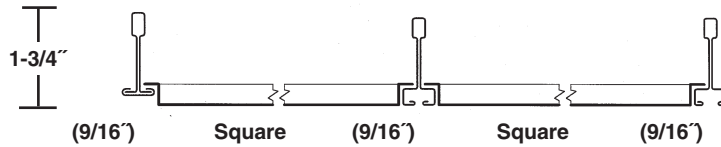
Standard Perforation (D, E, R and V) with Acoutex Backer

|            |           |                             |           |           |     |   |
|------------|-----------|-----------------------------|-----------|-----------|-----|---|
| ME463Xxxx3 | 24" x 24" | Standard Colors             | 64        | 16        | 3.5 | 3 |
| ME463Xxxx3 | 24" x 24" | Premium Colors and Finishes | 64        | 16        | 3.5 | 6 |
| ME463Xxxx3 | 24" x 24" | WoodScenes                  | 64        | 16        | 3.5 | 6 |
| ME483Xxxx3 | 24" x 48" | Standard Colors             | Per Order | Per Order | 8   | 4 |
| ME483Xxxx3 | 24" x 48" | Premium Colors and Finishes | Per Order | Per Order | 8   | 6 |
| ME483Xxxx3 | 24" x 48" | WoodScenes                  | Per Order | Per Order | 8   | 6 |

Premium Perforation (J, Q) with Acoutex Backer

|            |           |                             |           |           |     |   |
|------------|-----------|-----------------------------|-----------|-----------|-----|---|
| ME463Xxxx3 | 24" x 24" | Standard Colors             | 64        | 16        | 3.5 | 5 |
| ME463Xxxx3 | 24" x 24" | Premium Colors and Finishes | 64        | 16        | 3.5 | 6 |
| ME463Xxxx3 | 24" x 24" | WoodScenes                  | 64        | 16        | 3.5 | 6 |
| ME483Xxxx3 | 24" x 48" | Standard Colors             | Per Order | Per Order | 8   | 6 |
| ME483Xxxx3 | 24" x 48" | Premium Colors and Finishes | Per Order | Per Order | 8   | 6 |
| ME483Xxxx3 | 24" x 48" | WoodScenes                  | Per Order | Per Order | 8   | 6 |

Lay-in Reveal Edge (AME)



Lay-in Reveal Edge for 9/16" Grid

| Product Number | Panel Size | Colors | Packaging |        |                 | Service Level |
|----------------|------------|--------|-----------|--------|-----------------|---------------|
|                |            |        | Sq. Ft.   | Pieces | Weight Lbs./Pc. |               |

0.032" Aluminum (AME)

Solid

|             |           |                             |           |           |     |   |
|-------------|-----------|-----------------------------|-----------|-----------|-----|---|
| AME463XxxxX | 24" x 24" | Standard Colors             | 64        | 16        | 2   | 2 |
| AME463XxxxX | 24" x 24" | Premium Colors and Finishes | 64        | 16        | 2   | 4 |
| AME463XxxxX | 24" x 24" | MetalWood Finishes          | 64        | 16        | 2   | 4 |
| AME463XxxxX | 24" x 24" | WoodScenes                  | 64        | 16        | 2   | 6 |
| AME483XxxxX | 24" x 48" | Standard Colors             | Per Order | Per Order | 4.5 | 4 |
| AME483XxxxX | 24" x 48" | Premium Colors and Finishes | Per Order | Per Order | 4.5 | 4 |
| AME483XxxxX | 24" x 48" | MetalWood Finishes          | Per Order | Per Order | 4.5 | 4 |
| AME483XxxxX | 24" x 48" | WoodScenes                  | Per Order | Per Order | 4.5 | 6 |

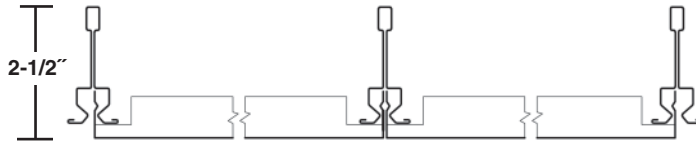
Standard Perforation (D, E, R and V) with Acoutex Backer

|             |           |                             |           |           |     |   |
|-------------|-----------|-----------------------------|-----------|-----------|-----|---|
| AME463Xxxx3 | 24" x 24" | Standard Colors             | 64        | 16        | 2   | 3 |
| AME463Xxxx3 | 24" x 24" | Premium Colors and Finishes | 64        | 16        | 2   | 4 |
| AME463Xxxx3 | 24" x 24" | MetalWood Finishes          | 64        | 16        | 2   | 4 |
| AME463Xxxx3 | 24" x 24" | WoodScenes                  | 64        | 16        | 2   | 6 |
| AME483Xxxx3 | 24" x 48" | Standard Colors             | Per Order | Per Order | 4.5 | 4 |
| AME483Xxxx3 | 24" x 48" | Premium Colors and Finishes | Per Order | Per Order | 4.5 | 4 |
| AME483Xxxx3 | 24" x 48" | MetalWood Finishes          | Per Order | Per Order | 4.5 | 4 |
| AME483Xxxx3 | 24" x 48" | WoodScenes                  | Per Order | Per Order | 4.5 | 6 |

Premium Perforation (J, Q) with Acoutex Backer

|             |           |                             |           |           |     |   |
|-------------|-----------|-----------------------------|-----------|-----------|-----|---|
| AME463Xxxx3 | 24" x 24" | Standard Colors             | 64        | 16        | 2   | 4 |
| AME463Xxxx3 | 24" x 24" | Premium Colors and Finishes | 64        | 16        | 2   | 4 |
| AME463Xxxx3 | 24" x 24" | MetalWood Finishes          | 64        | 16        | 2   | 6 |
| AME463Xxxx3 | 24" x 24" | WoodScenes                  | 64        | 16        | 2   | 6 |
| AME483Xxxx3 | 24" x 48" | Standard Colors             | Per Order | Per Order | 4.5 | 4 |
| AME483Xxxx3 | 24" x 48" | Premium Colors and Finishes | Per Order | Per Order | 4.5 | 4 |
| AME483Xxxx3 | 24" x 48" | MetalWood Finishes          | Per Order | Per Order | 4.5 | 6 |
| AME483Xxxx3 | 24" x 48" | WoodScenes                  | Per Order | Per Order | 4.5 | 6 |

Snap-in Square Edge (MA)



Snap-in Square Edge

| Product Number                             | Panel Size | Colors                      | Per Carton |           |                 | Service Level |
|--|------------|-----------------------------|------------|-----------|-----------------|---------------|
|  |            |                             | Sq. Ft.    | Pieces    | Weight Lbs./Pc. |               |
| <b>0.024" Electrogalvanized Steel (MA)</b> |            |                             |            |           |                 |               |
| <b>Solid</b>                               |            |                             |            |           |                 |               |
| MA463XxxxX                                 | 24" x 24"  | Standard Colors             | 56         | 14        | 3.5             | 2             |
| MA463XxxxX                                 | 24" x 24"  | Premium Colors and Finishes | 56         | 14        | 3.5             | 4             |
| MA463XxxxX                                 | 24" x 24"  | WoodScenes                  | 56         | 14        | 3.5             | 6             |
| MA483XxxxX                                 | 24" x 48"  | Standard Colors             | Per Order  | Per Order | 8               | 4             |
| MA483XxxxX                                 | 24" x 48"  | Premium Colors and Finishes | Per Order  | Per Order | 8               | 6             |
| MA483XxxxX                                 | 24" x 48"  | WoodScenes                  | Per Order  | Per Order | 8               | 6             |

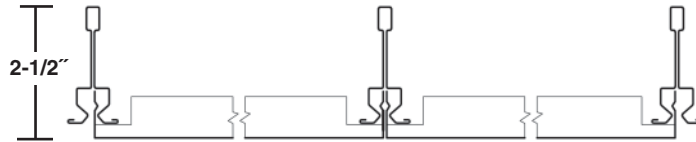
Standard Perforation (D, E, R and V) with Acoutex Backer

|            |           |                             |           |           |     |   |
|------------|-----------|-----------------------------|-----------|-----------|-----|---|
| MA463Xxxx3 | 24" x 24" | Standard Colors             | 56        | 14        | 3.5 | 4 |
| MA463Xxxx3 | 24" x 24" | Premium Colors and Finishes | 56        | 14        | 3.5 | 6 |
| MA463Xxxx3 | 24" x 24" | WoodScenes                  | 56        | 14        | 3.5 | 6 |
| MA483Xxxx3 | 24" x 48" | Standard Colors             | Per Order | Per Order | 8   | 4 |
| MA483Xxxx3 | 24" x 48" | Premium Colors and Finishes | Per Order | Per Order | 8   | 6 |
| MA483Xxxx3 | 24" x 48" | WoodScenes                  | Per Order | Per Order | 8   | 6 |

Premium Perforation (J, Q) with Acoutex Backer

|            |           |                             |           |           |     |   |
|------------|-----------|-----------------------------|-----------|-----------|-----|---|
| MA463Xxxx3 | 24" x 24" | Standard Colors             | 56        | 14        | 3.5 | 5 |
| MA463Xxxx3 | 24" x 24" | Premium Colors and Finishes | 56        | 14        | 3.5 | 6 |
| MA463Xxxx3 | 24" x 24" | WoodScenes                  | 56        | 14        | 3.5 | 6 |
| MA483Xxxx3 | 24" x 48" | Standard Colors             | Per Order | Per Order | 8   | 6 |
| MA483Xxxx3 | 24" x 48" | Premium Colors and Finishes | Per Order | Per Order | 8   | 6 |
| MA483Xxxx3 | 24" x 48" | WoodScenes                  | Per Order | Per Order | 8   | 6 |

Snap-in Square Edge (AMA)



Snap-in Square Edge

| Product Number | Panel Size | Colors | Per Carton |        |                 | Service Level |
|----------------|------------|--------|------------|--------|-----------------|---------------|
|                |            |        | Sq. Ft.    | Pieces | Weight Lbs./Pc. |               |

0.032" Aluminum (AMA)

Solid

|             |           |                             |           |           |     |   |
|-------------|-----------|-----------------------------|-----------|-----------|-----|---|
| AMA463XxxxX | 24" x 24" | Standard Colors             | 56        | 14        | 2   | 2 |
| AMA463XxxxX | 24" x 24" | Premium Colors and Finishes | 56        | 14        | 2   | 4 |
| AMA463XxxxX | 24" x 24" | MetalWood Finishes          | 56        | 14        | 2   | 4 |
| AMA463XxxxX | 24" x 24" | WoodScenes                  | 56        | 14        | 2   | 6 |
| AMA483XxxxX | 24" x 48" | Standard Colors             | Per Order | Per Order | 4.5 | 2 |
| AMA483XxxxX | 24" x 48" | Premium Colors and Finishes | Per Order | Per Order | 4.5 | 4 |
| AMA483XxxxX | 24" x 48" | MetalWood Finishes          | Per Order | Per Order | 4.5 | 4 |
| AMA483XxxxX | 24" x 48" | WoodScenes                  | Per Order | Per Order | 4.5 | 6 |

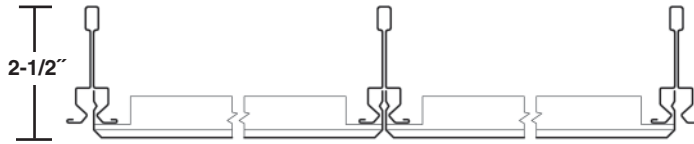
Standard Perforation (D, E, R and V) with Acoutex Backer

|             |           |                             |           |           |     |   |
|-------------|-----------|-----------------------------|-----------|-----------|-----|---|
| AMA463Xxxx3 | 24" x 24" | Standard Colors             | 56        | 14        | 2   | 3 |
| AMA463Xxxx3 | 24" x 24" | Premium Colors and Finishes | 56        | 14        | 2   | 4 |
| AMA463Xxxx3 | 24" x 24" | MetalWood Finishes          | 56        | 14        | 2   | 4 |
| AMA463Xxxx3 | 24" x 24" | WoodScenes                  | 56        | 14        | 2   | 6 |
| AMA483Xxxx3 | 24" x 48" | Standard Colors             | Per Order | Per Order | 4.5 | 3 |
| AMA483Xxxx3 | 24" x 48" | Premium Colors and Finishes | Per Order | Per Order | 4.5 | 4 |
| AMA483Xxxx3 | 24" x 48" | MetalWood Finishes          | Per Order | Per Order | 4.5 | 4 |
| AMA483Xxxx3 | 24" x 48" | WoodScenes                  | Per Order | Per Order | 4.5 | 6 |

Premium Perforation (J, Q) with Acoutex Backer

|             |           |                             |           |           |     |   |
|-------------|-----------|-----------------------------|-----------|-----------|-----|---|
| AMA463Xxxx3 | 24" x 24" | Standard Colors             | 56        | 14        | 2   | 4 |
| AMA463Xxxx3 | 24" x 24" | Premium Colors and Finishes | 56        | 14        | 2   | 4 |
| AMA463Xxxx3 | 24" x 24" | MetalWood Finishes          | 56        | 14        | 2   | 4 |
| AMA463Xxxx3 | 24" x 24" | WoodScenes                  | 56        | 14        | 2   | 6 |
| AMA483Xxxx3 | 24" x 48" | Standard Colors             | Per Order | Per Order | 4.5 | 4 |
| AMA483Xxxx3 | 24" x 48" | Premium Colors and Finishes | Per Order | Per Order | 4.5 | 4 |
| AMA483Xxxx3 | 24" x 48" | MetalWood Finishes          | Per Order | Per Order | 4.5 | 4 |
| AMA483Xxxx3 | 24" x 48" | WoodScenes                  | Per Order | Per Order | 4.5 | 6 |

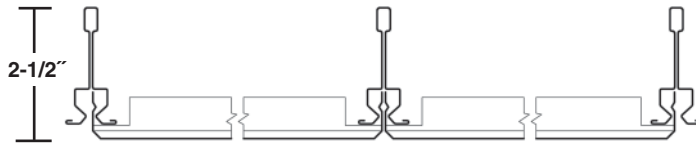
Snap-in Bevel Edge (MA)



Snap-in Bevel Edge

| Product Number  | Panel Size | Colors                      | Per Carton |        |                 | Service Level |
|---|------------|-----------------------------|------------|--------|-----------------|---------------|
|   |            |                             | Sq. Ft.    | Pieces | Weight Lbs./Pc. |               |
| <b>0.024" Electrogalvanized Steel (MA)</b>                      |            |                             |            |        |                 |               |
| <b>Solid</b>  |            |                             |            |        |                 |               |
| MA461XxxxX  | 24" x 24"  | Standard Colors             | 56         | 14     | 3.5             | 2             |
| MA461XxxxX  | 24" x 24"  | Premium Colors and Finishes | 56         | 14     | 3.5             | 4             |
| MA461XxxxX  | 24" x 24"  | WoodScenes                  | 56         | 14     | 3.5             | 6             |
| <b>Standard Perforation (D, E, R and V) with Acoutex Backer</b> |            |                             |            |        |                 |               |
| MA461Xxxx3  | 24" x 24"  | Standard Colors             | 56         | 14     | 3.5             | 3             |
| MA461Xxxx3  | 24" x 24"  | Premium Colors and Finishes | 56         | 14     | 3.5             | 6             |
| MA461Xxxx3  | 24" x 24"  | WoodScenes                  | 56         | 14     | 3.5             | 6             |
| <b>Premium Perforation (J, Q) with Acoutex Backer</b>           |            |                             |            |        |                 |               |
| MA461Xxxx3  | 24" x 24"  | Standard Colors             | 56         | 14     | 3.5             | 5             |
| MA461Xxxx3  | 24" x 24"  | Premium Colors and Finishes | 56         | 14     | 3.5             | 6             |
| MA461Xxxx3  | 24" x 24"  | WoodScenes                  | 56         | 14     | 3.5             | 6             |

Snap-in Bevel Edge (AMA)



Snap-in Bevel Edge

| Product Number  | Panel Size | Colors                      | Per Carton |        |                 | Service Level |
|---|------------|-----------------------------|------------|--------|-----------------|---------------|
|   |            |                             | Sq. Ft.    | Pieces | Weight Lbs./Pc. |               |
| <b>0.032" Aluminum (AMA)</b>                                    |            |                             |            |        |                 |               |
| <b>Solid</b>  |            |                             |            |        |                 |               |
| AMA461XxxxX   | 24" x 24"  | Standard Colors             | 56         | 14     | 2               | 2             |
| AMA461XxxxX   | 24" x 24"  | Premium Colors and Finishes | 56         | 14     | 2               | 4             |
| AMA461XxxxX   | 24" x 24"  | MetalWood Finishes          | 56         | 14     | 2               | 4             |
| AMA461XxxxX   | 24" x 24"  | WoodScenes                  | 56         | 14     | 2               | 6             |
| <b>Standard Perforation (D, E, R and V) with Acoutex Backer</b> |            |                             |            |        |                 |               |
| AMA461Xxxx3   | 24" x 24"  | Standard Colors             | 56         | 14     | 2               | 3             |
| AMA461Xxxx3   | 24" x 24"  | Premium Colors and Finishes | 56         | 14     | 2               | 4             |
| AMA461Xxxx3   | 24" x 24"  | MetalWood Finishes          | 56         | 14     | 2               | 4             |
| AMA461Xxxx3   | 24" x 24"  | WoodScenes                  | 56         | 14     | 2               | 6             |
| <b>Premium Perforation (J, Q) with Acoutex Backer</b>           |            |                             |            |        |                 |               |
| AMA461Xxxx3   | 24" x 24"  | Standard Colors             | 56         | 14     | 2               | 4             |
| AMA461Xxxx3   | 24" x 24"  | Premium Colors and Finishes | 56         | 14     | 2               | 4             |
| AMA461Xxxx3   | 24" x 24"  | MetalWood Finishes          | 56         | 14     | 2               | 4             |
| AMA461Xxxx3   | 24" x 24"  | WoodScenes                  | 56         | 14     | 2               | 6             |

# ACTION REQUEST FORM

## Planostile™ Metal Panel Ceilings ARF

Date \_\_\_\_\_  
 CMC Sales Rep \_\_\_\_\_  
 Phone \_\_\_\_\_  
 Architect \_\_\_\_\_  
 Contact \_\_\_\_\_  
 Phone \_\_\_\_\_  
 Contractor \_\_\_\_\_  
 Contact \_\_\_\_\_  
 Phone \_\_\_\_\_

**THIS IS A:**

List Price Quote Request Date Needed \_\_\_\_\_  
 Specs Attached  Plans Attached  
 Take-Off Request Date Needed \_\_\_\_\_

**ADDITIONAL INFORMATION NEEDED FROM TECH SERVICES:**

Engineering  Technical  Product Recommendation  
 Specify \_\_\_\_\_

Project Name \_\_\_\_\_

Location \_\_\_\_\_

Chicago Metallic is specified?  yes  no

Chicago Metallic is approved to bid?  yes  no

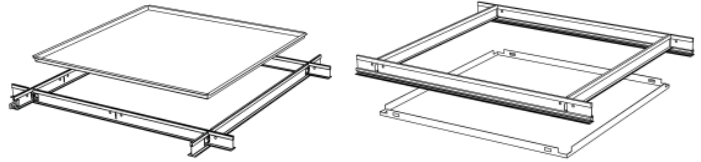
Requested Ship Date \_\_\_\_\_

Method of Shipment  Full Truck (prepaid)  
 Route Truck (per schedule)  
 LTL (billed to customer)

**NOTES:**

\_\_\_\_\_

**PRODUCT DETAILS:**



Lay-in panel

Snap-in panel\*

Size of Area \_\_\_\_\_ x \_\_\_\_\_  
 Lay-in  Snap-in  
 0.032" Aluminum  
 0.024" ElectroGalvanized Steel (interior applications only)  
 0.024" Stainless Steel (square lay-in only)  
 Interior Application  Exterior Application\*

**Painted Colors**

Standard Painted Colors  
 Premium Painted Colors and Finishes \_\_\_\_\_  
 WoodScenes™ Painted Colors  
 Metalwood Painted Colors

**Stainless Steel (Solid panel only)**

600 2B finish  
 (If matching stainless steel panels to stainless steel grid, please request samples of both.)

**Size**

24" x 24"  24" x 48"  
 Other

**Chicago Metallic Suspension System**

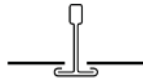
15/16" T-grid  
 9/16" T-grid  
 9/16" Slotted grid  
 1-3/8" T-grid  
 1-3/8" Drywall T-grid  
 Other

\* Special accessories required for exterior application to meet UL 580 rating.

# ACTION REQUEST FORM

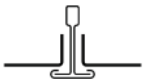
## Planostile™ Metal Panel Ceilings ARF

Panel Type



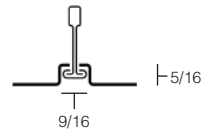
9/16, 15/16, 1-3/8

**Flat, lay-in**



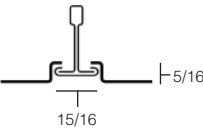
9/16, 15/16, 1-3/8

**Square, lay-in**



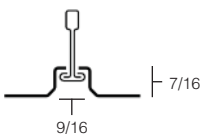
9/16

**Reveal, lay-in square**



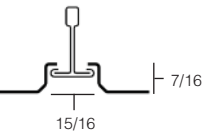
15/16

**Reveal, lay-in square**



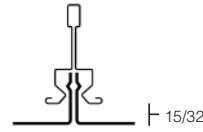
9/16

**Reveal, lay-in bevel**  
(24" x 24" only)



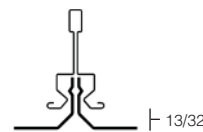
15/16

**Reveal, lay-in bevel**  
(24" x 24" only)



15/32

**Snap-in square**



13/32

**Snap-in bevel**  
(24" x 24" only)

### Surface

Solid

### Perforation Patterns

V

R

E

Q

D

Other \_\_\_\_\_

J

### Panels and Suspension

#### List Panel System Needed:

Square Edge, Lay-in for use with Standard Grid

Reveal Edge, Lay-in for use with Standard Grid

9/16"  15/16"  1-3/8" Grid

Square Edge for 9/16" Grid

Square Edge for 15/16" Grid

Bevel Edge for 9/16" Grid, 24" x 24" only

Bevel Edge for 15/16" Grid, 24" x 24" only

Other \_\_\_\_\_

#### List Suspension System Needed:

Snap-in for use with Snap-in Grid

Square Edge

Bevel Edge, 24" x 24" only

Other \_\_\_\_\_

#### Accessories:

Acoutex™ Acoustical Backer

Glass Fiber Acoustical Pad in Black Poly

Wire Clip for Snap-in Seismic/Exterior Applications

Other \_\_\_\_\_


### Perforation Patterns




V  
.0625" Diam. Holes  
.250" Diagonal Ctrs  
4.9% Open Areas




E  
.071" Diam. Holes  
.138" Diagonal Ctrs  
20.8% Open Areas



D  
.098" Diam. Holes  
.216" Straight Ctrs  
16.2% Open Areas



J  
.250" Diam. Holes  
.312" Staggered Ctrs  
58.2% Open Areas




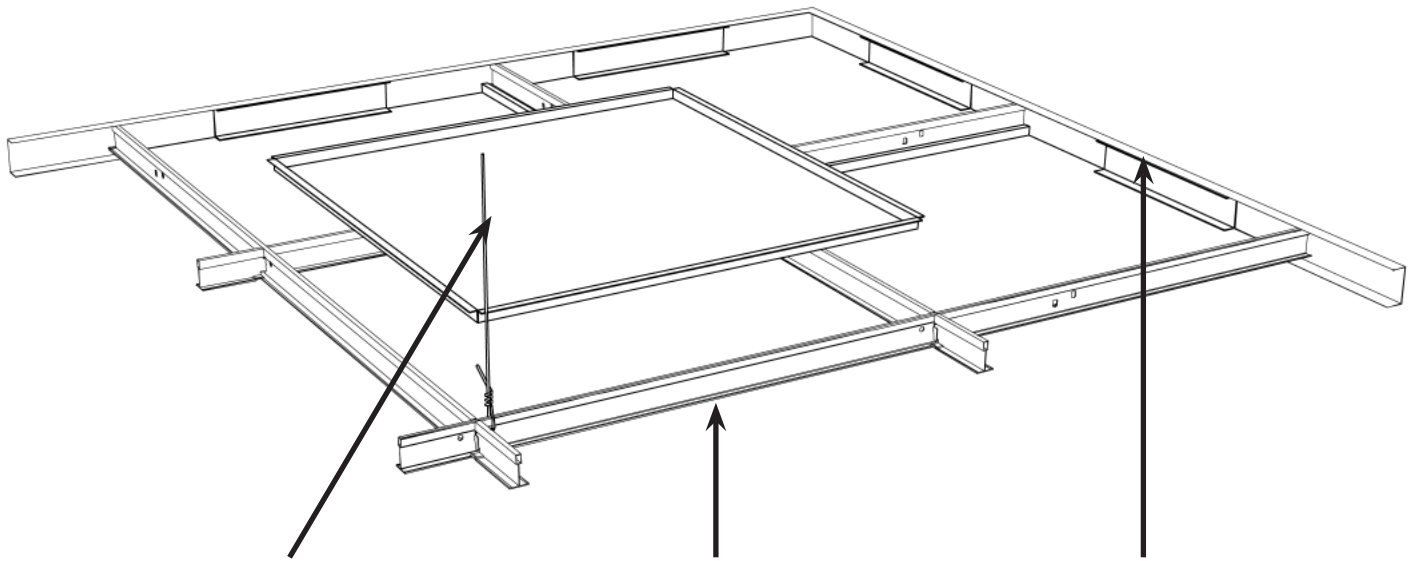
R  
.250" Square Holes  
.750" Straight Ctrs  
11.1% Open Areas



Q  
.562" Square Holes  
.672" Straight Ctrs  
70.0% Open Areas

EMBOSSED METAL PANEL

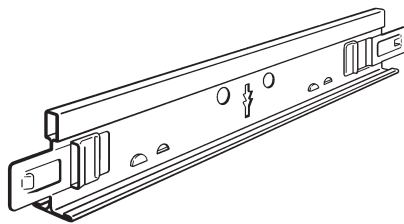
# Traditions™ Build-A-Ceiling



**PANELS**

See p. 39

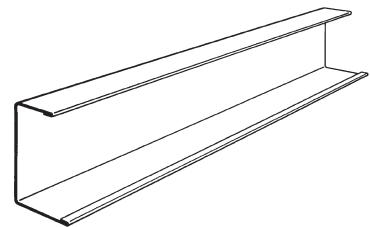
- Lay-in Flat (shown)
- Nail-up Flat
- Backsplash



**SUSPENSION**

See p. 93

- 15/16" Grid (shown)



**PERIMETER TREATMENTS and ACCESSORIES**

See pgs. 98, 105 and 107

- Cornices
- Girder Nosing
- Wall Channel (shown)

**Standard Painted Colors**

01 White  
 08 Black  
 44 Satin Silver

**Premium Painted Colors and Finishes**

21 Copper Metallic  
 23 Sandstone  
 094 Clearcoat  
 379 Gloss White  
 386 Gloss Black  
 431 Whitewash  
 520 Polar White  
 521 Nickel  
 524 Silver  
 510 Morning Dew Metallic  
 511 Autumn Metallic  
 512 Moon Glow Metallic  
 513 Sun Gold Metallic  
 514 Harvest Metallic  
 515 Sterling Metallic  
 516 Flint Metallic  
 517 Emerald Metallic

*Reflective Finishes*  
 371 Preferred Lacquer Mill

*Anodized Finishes*  
 14 Chromecoat  
 16 Brasscoat  
 509 Coppercoat

Other painted colors

**Product Notes:**

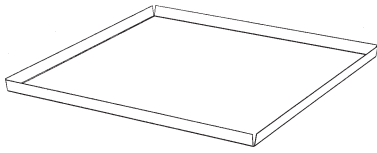
Panels are not subject to return due to finish imperfections inherent in panel forming process.  
 Bare steel panels are chromium treated and require oil-based paint or polyurethane to prevent rusting and tarnishing.  
 371 Preferred Lacquer Mill aluminum is recommended in place of clear coating bare steel.  
 01 White, 14 Chromecoat, 16 Brasscoat and 509 Coppercoat panels include a protective peelcoat.  
 Custom color matching requires customer color sample, paint manufacturer and color number.  
 Filler panels are 2' x 4' only and require trimming for lay-in application.  
 Patterns 36, 37 and 38 are bare or painted only.  
 Lay-in panels must be used with 15/16" grid and a gypsum panel lay-in backer.

**Service:**

Maximum order quantity for Service Level 0 items is 100 pieces.  
 Other Service Levels represent 1 - 999 sq. ft.

| Quantity      | Service Level |                 |                             |
|---------------|---------------|-----------------|-----------------------------|
|               | Bare          | Standard Paints | Premium Paints and Finishes |
| 1,000 -19,999 | 4             | 4               | 8                           |

Custom colors – Service Level lead time begins after receipt of color approval.  
 Perforated panels in patterns 1 - 7, 21, 22, 26, 28, 000, 101, 102 and filler panel – Service Level + 2 weeks.  
 For perforations on other panel patterns, consult CMC Customer Service.



**Lay-in Panel**  
63.22, 63.24, 64.22

| Product Number                               | Pattern                          | Description                   | Per Carton |        |        | Service Level |
|--|----------------------------------|-------------------------------|------------|--------|--------|---------------|
|  |                                  |                               | Sq. Ft.    | Pieces | Weight |               |
| <b>Lay-in Panels</b>                         |                                  |                               |            |        |        |               |
| <b>2' x 2' Lay-in for 15/16" Grid</b>        |                                  |                               |            |        |        |               |
| 63.22.xxx.000                                | 0, 1, 3, 5, 7, 8, 10, 25, 26     | Steel – Bare                  | 100        | 25     | 50     | 0             |
| 63.22.xxx.000                                | 2, 4, 6, 9, 11, 12, 21-24, 28-36 | Steel – Bare                  | 100        | 25     | 50     | 2             |
| 63.22.xxx.001                                | 0-12, 21-36                      | Standard Colors               | 100        | 25     | 50     | 3             |
| 63.22.xxx.xxx                                | 0-12, 21-36                      | Premium Colors and Finishes*  | 100        | 25     | 50     | 4             |
| <b>2' x 4' Lay-in for 15/16" Grid</b>        |                                  |                               |            |        |        |               |
| 63.24.007.000                                | 7                                | Steel – Bare                  | 120        | 15     | 60     | 0             |
| 63.24.xxx.000                                | 0-6, 8-12, 21-36                 | Steel – Bare                  | 120        | 15     | 60     | 2             |
| 63.24.xxx.xxx                                | 0-12, 21-36                      | Standard Colors               | 120        | 15     | 60     | 4             |
| 63.24.xxx.xxx                                | 0-12, 21-35                      | Premium Colors and Finishes** | 120        | 15     | 60     | 4             |
| <b>2' x 2' Reveal Lay-in for 15/16" Grid</b> |                                  |                               |            |        |        |               |
| 64.22.xxx.000                                | 0, 1, 3, 4                       | Steel – Bare                  | 80         | 20     | 50     | 3             |
| 64.22.xxx.xxx                                | 0, 1, 3, 4                       | Standard Colors               | 80         | 20     | 50     | 4             |
| 64.22.xxx.xxx                                | 0, 1, 3, 4                       | Premium Colors and Finishes*  | 80         | 20     | 30     | 4             |

\*Reflective and Anodized Finishes will be Aluminum – 30 lbs.

\*\*Reflective and Anodized Finishes will be Aluminum – 35 lbs.

# ACTION REQUEST FORM

## Traditions™ Lay-in Embossed Metal Panels ARF

Date \_\_\_\_\_  
 CMC Sales Rep \_\_\_\_\_  
 Phone \_\_\_\_\_  
 Architect \_\_\_\_\_  
 Contact \_\_\_\_\_  
 Phone \_\_\_\_\_  
 Contractor \_\_\_\_\_  
 Contact \_\_\_\_\_  
 Phone \_\_\_\_\_

**THIS IS A:**

- List Price Quote Request Date Needed \_\_\_\_\_
- Specs Attached       Plans Attached
- Take-Off Request Date Needed \_\_\_\_\_

**ADDITIONAL INFORMATION NEEDED FROM TECH SERVICES:**

- Engineering     Technical     Product Recommendation
- Specify \_\_\_\_\_

Project Name \_\_\_\_\_

Location \_\_\_\_\_

Chicago Metallic is specified?     yes     no

Chicago Metallic is approved to bid?     yes     no

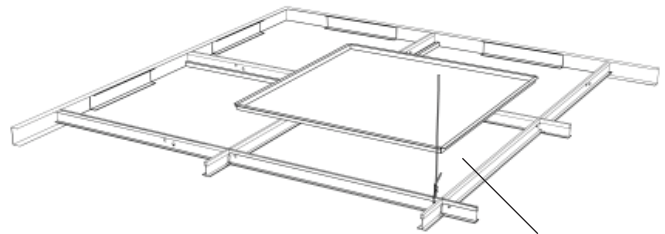
Requested Ship Date \_\_\_\_\_

- Method of Shipment     Full Truck (prepaid)  
                                    Route Truck (per schedule)  
                                    LTL (billed to customer)

**NOTES:**

\_\_\_\_\_

**PRODUCT DETAILS:**



Lay-in Flat or Reveal-edge Traditions Panel

Size of Area \_\_\_\_\_ x \_\_\_\_\_

**Painted Colors**

- Standard Painted Colors
- Premium Painted Colors and Finishes \_\_\_\_\_

**Chicago Metallic Suspension System**

- 15/16" T-grid
- Other \_\_\_\_\_


# ACTION REQUEST FORM

## Traditions™ Lay-in Embossed Metal Panels

2' x 2'  
 2' x 4'

**Lay-in**


- Bare Steel
  - Ptd Steel
  - Aluminum
  - Perforated
- Qty: \_\_\_\_\_



2' x 2'  
 2' x 4'

**Lay-in**


- Bare Steel
  - Ptd Steel
  - Aluminum
  - Perforated
- Qty: \_\_\_\_\_



2' x 2'

**Reveal**

- Bare Steel
  - Ptd Steel
  - Aluminum
- Qty: \_\_\_\_\_

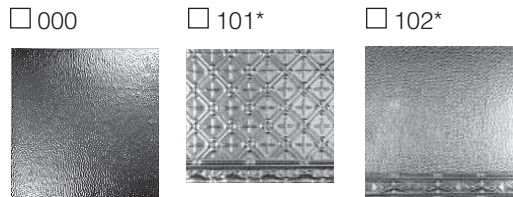


**Filler Panels**

2' x 4'

**Material:**

- Bare Steel
  - Perforated
- Qty: \_\_\_\_\_




**Backsplash**

18 1/2" x 48 1/2"

**Material:**

- Bare Steel
- Qty: \_\_\_\_\_

2  3  4  5  6  21



Shown is pattern 2;  
 see above for pictures  
 of patterns 3-6 and 21.

\*Available perforated - Pattern U only with Acoutex™ backer.  
 \*\*Not available in Aluminum.

| Product Number                      | Pattern                     | Description                             | Packaging |        |        | Service Level |
|-------------------------------------|-----------------------------|---|-----------|--------|--------|---------------|
|                                     |                             |   | Feet      | Pieces | Weight |               |
| <b>Nail-up Panels</b>               |                             |   |           |        |        |               |
| <b>1' x 1'</b>                      |                             |   |           |        |        |               |
| 63.11.038.000                       | 38                          | Steel – Bare                            | 25        | 25     | 15     | 2             |
| 63.11.038.xxx                       | 38                          | Steel – Standard Colors                 | 25        | 25     | 15     | 4             |
| 63.11.038.xxx                       | 38                          | Steel – Premium Colors                  | 25        | 25     | 15     | 4             |
| <b>1' x 2'</b>                      |                             |   |           |        |        |               |
| 63.12.037.000                       | 37                          | Steel – Bare                            | 50        | 25     | 25     | 2             |
| 63.12.037.xxx                       | 37                          | Steel – Standard Colors                 | 50        | 25     | 25     | 4             |
| 63.12.037.xxx                       | 37                          | Steel – Premium Colors                  | 50        | 25     | 25     | 4             |
| <b>2' x 2'</b>                      |                             |   |           |        |        |               |
| 63.23.036.000                       | 36                          | Steel – Bare                            | 100       | 25     | 50     | 2             |
| 63.23.036.xxx                       | 36                          | Steel – Standard Colors                 | 100       | 25     | 50     | 4             |
| 63.23.036.xxx                       | 36                          | Steel – Premium Colors                  | 100       | 25     | 50     | 4             |
| <b>2' x 4'</b>                      |                             |   |           |        |        |               |
| 63.25.xxx.000                       | 1, 3                        | Steel – Bare                            | 120       | 15     | 60     | 0             |
| 63.25.xxx.000                       | 0, 2,4-12, 21-36            | Steel – Bare                            | 120       | 15     | 60     | 2             |
| 63.25.xxx.xxx                       | 0-12, 21-36                 | Steel – Standard Colors                 | 120       | 15     | 60     | 4             |
| 63.25.xxx.xxx                       | 0-12, 21-36                 | Steel – Premium Colors                  | 120       | 15     | 60     | 4             |
| <b>2' x 8*</b>                      |                             |   |           |        |        |               |
| 63.28.xxx.000                       | 1-8, 10, 11, 21, 25, 32, 34 | Steel – Bare                            | Per Order |        |        | 4             |
| <b>Filler Panels</b>                |                             |   |           |        |        |               |
| <b>2' x 4' – For Perimeter Use</b>  |                             |   |           |        |        |               |
| 63.26.xxx.000                       | 000,101                     | Steel – Bare                            | Per Order |        |        | 0             |
| 63.26.102.000                       | 102                         | Steel – Bare                            | Per Order |        |        | 1             |
| 63.26.xxx.xxx                       | 000,101,102                 | Steel – Standard Colors                 | Per Order |        |        | 3             |
| 63.26.xxx.xxx                       | 000,101,102                 | Steel – Premium Colors                  | Per Order |        |        | 3             |
| <b>18 1/2" x 48 1/2" Backsplash</b> |                             |   |           |        |        |               |
| 63.27.xxx.600**                     | 2-6, 21                     | 26 gauge, T304 Polished Stainless Steel | Per Order |        |        | 3             |

\*See notes for packaging adder.

\*\*Stainless steel is not available perforated.

# ACTION REQUEST FORM

## Traditions™ Nail-up Embossed Metal Panels ARF

Date \_\_\_\_\_  
 CMC Sales Rep \_\_\_\_\_  
 Phone \_\_\_\_\_  
 Architect \_\_\_\_\_  
 Contact \_\_\_\_\_  
 Phone \_\_\_\_\_  
 Contractor \_\_\_\_\_  
 Contact \_\_\_\_\_  
 Phone \_\_\_\_\_

**THIS IS A:**

List Price Quote Request Date Needed \_\_\_\_\_  
 Specs Attached  Plans Attached  
 Take-Off Request Date Needed \_\_\_\_\_

**ADDITIONAL INFORMATION NEEDED FROM TECH SERVICES:**

Engineering  Technical  Product Recommendation  
 Specify \_\_\_\_\_

Project Name \_\_\_\_\_

Location \_\_\_\_\_

Chicago Metallic is specified?  yes  no

Chicago Metallic is approved to bid?  yes  no

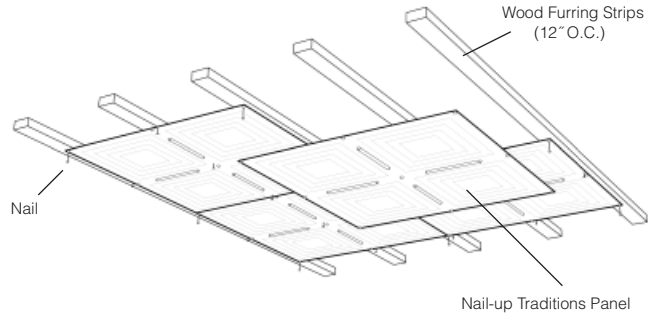
Requested Ship Date \_\_\_\_\_

Method of Shipment  Full Truck (prepaid)  
 Route Truck (per schedule)  
 LTL (billed to customer)

**NOTES:**

\_\_\_\_\_

**PRODUCT DETAILS:**



Size of Area \_\_\_\_\_ x \_\_\_\_\_

**Painted Colors**

Standard Painted Colors  
 Premium Painted Colors and Finishes \_\_\_\_\_

**Chicago Metallic Suspension System**


15/16" T-grid  
 Other

**Filler Panels**

2' x 4'  000  101\*  102\*

**Material:**

Bare Steel  
 Perforated  
 Qty: \_\_\_\_\_




**Backsplash**

18 1/2" x 48 1/2"  2  3  4  5  6  21

**Material:**

Bare Steel  
 Qty: \_\_\_\_\_



Shown is pattern 2; see next page for pictures of patterns 3-6 and 21.

\* Available perforated - Pattern U only with Acoutex™ backer.

# ACTION REQUEST FORM

## Traditions™ Nail-up Embossed Metal Panels ARF

1' x 1'

38



**Material:**

Bare Steel

Ptd Steel


Qty: \_\_\_\_\_

1' x 2'

**Material:**

Bare Steel

Qty: \_\_\_\_\_



2' x 2'

36



**Material:**

Bare Steel

Ptd Steel

Qty: \_\_\_\_\_

2' x 2'

2' x 4'

**Material:**

Bare Steel

Ptd Steel

Aluminum

Perforated

Qty: \_\_\_\_\_


0



1\*




2\*




3\*



4\*



5\*



6\*



7\*



8



9



10



11



12



21\*



23\*



24




25




26\*



27 (12"pat)



29 (24"pat)



28\*



30



31



32




33



34



35



36\*




2' x 8'

1




2



3



4



5



6



7



**Material:**

Bare Steel

Ptd Steel

Aluminum

Perforated

Qty: \_\_\_\_\_

8



10



11



21



25




32



34

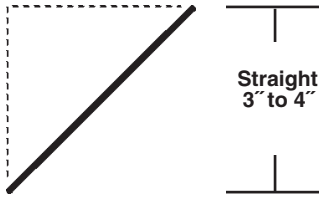


\* Available perforated – Pattern U only with Acutex™ backer.



| Product Number  | Nominal Dimensions |        |            | Description                          | Weight per Piece | Service Level |
|-----------------|--------------------|--------|------------|--------------------------------------|------------------|---------------|
|                 | Length             | Height | Projection |                                      |                  |               |
| <b>Cornices</b> |                    |        |            |                                      |                  |               |
| <b>Convex</b>   |                    |        |            |                                      |                  |               |
| 63.40.020.000   | 4'                 | 2"     | 2"         | Steel – Bare                         | 0.75             | 2             |
| 63.40.020.xxx   | 4'                 | 2"     | 2"         | Steel – Standard Colors              | 0.75             | 3             |
| 63.40.020.xxx   | 4'                 | 2"     | 2"         | Steel – Premium Colors and Finishes* | 0.75             | 3             |
| 63.40.025.000   | 4'                 | 2 1/2" | 2 1/2"     | Steel – Bare                         | 0.75             | 2             |
| 63.40.025.xxx   | 4'                 | 2 1/2" | 2 1/2"     | Steel – Standard Colors              | 0.75             | 3             |
| 63.40.025.xxx   | 4'                 | 2 1/2" | 2 1/2"     | Steel – Premium Colors and Finishes* | 0.75             | 3             |
| 63.40.026.000   | 4'                 | 2 1/2" | 2 1/2"     | Steel – Bare                         | 0.75             | 2             |
| 63.40.026.xxx   | 4'                 | 2 1/2" | 2 1/2"     | Steel – Standard Colors              | 0.75             | 3             |
| 63.40.026.xxx   | 4'                 | 2 1/2" | 2 1/2"     | Steel – Premium Colors and Finishes* | 0.75             | 3             |
| 63.40.035.000   | 4'                 | 3 1/2" | 3 1/2"     | Steel – Bare                         | 0.75             | 2             |
| 63.40.035.xxx   | 4'                 | 3 1/2" | 3 1/2"     | Steel – Standard Colors              | 0.75             | 3             |
| 63.40.035.xxx   | 4'                 | 3 1/2" | 3 1/2"     | Steel – Premium Colors and Finishes* | 0.75             | 3             |
| <b>Concave</b>  |                    |        |            |                                      |                  |               |
| 63.40.040.000   | 4'                 | 4"     | 4"         | Steel – Bare                         | 1.00             | 2             |
| 63.40.040.xxx   | 4'                 | 4"     | 4"         | Steel – Standard Colors              | 1.00             | 3             |
| 63.40.040.xxx   | 4'                 | 4"     | 4"         | Steel – Premium Colors and Finishes* | 1.00             | 3             |
| 63.40.050.000   | 4'                 | 4"     | 4"         | Steel – Bare                         | 1.00             | 2             |
| 63.40.050.xxx   | 4'                 | 4"     | 4"         | Steel – Standard Colors              | 1.00             | 3             |
| 63.40.050.xxx   | 4'                 | 4"     | 4"         | Steel – Premium Colors and Finishes* | 1.00             | 3             |
| 63.40.060.000   | 4'                 | 6"     | 6"         | Steel – Bare                         | 1.50             | 2             |
| 63.40.060.xxx   | 4'                 | 6"     | 6"         | Steel – Standard Colors              | 1.50             | 3             |
| 63.40.060.xxx   | 4'                 | 6"     | 6"         | Steel – Premium Colors and Finishes* | 1.50             | 3             |
| 63.40.063.000   | 4'                 | 6 1/4" | 6 1/4"     | Steel – Bare                         | 1.75             | 2             |
| 63.40.063.xxx   | 4'                 | 6 1/4" | 6 1/4"     | Steel – Standard Colors              | 1.75             | 3             |
| 63.40.063.xxx   | 4'                 | 6 1/4" | 6 1/4"     | Steel – Premium Colors and Finishes* | 1.75             | 3             |
| 63.40.075.000   | 4'                 | 6"     | 6"         | Steel – Bare                         | 1.50             | 2             |
| 63.40.075.xxx   | 4'                 | 6"     | 6"         | Steel – Standard Colors              | 1.50             | 3             |
| 63.40.075.xxx   | 4'                 | 6"     | 6"         | Steel – Premium Colors and Finishes* | 1.50             | 3             |
| 63.40.085.000   | 4'                 | 8 3/4" | 8 3/4"     | Steel – Bare                         | 2.50             | 2             |
| 63.40.085.xxx   | 4'                 | 8 3/4" | 8 3/4"     | Steel – Standard Colors              | 2.50             | 3             |
| 63.40.085.xxx   | 4'                 | 8 3/4" | 8 3/4"     | Steel – Premium Colors and Finishes* | 2.50             | 3             |
| 63.40.095.000   | 4'                 | 9 1/2" | 9 1/2"     | Steel – Bare                         | 3.00             | 2             |
| 63.40.095.xxx   | 4'                 | 9 1/2" | 9 1/2"     | Steel – Standard Colors              | 3.00             | 3             |
| 63.40.095.xxx   | 4'                 | 9 1/2" | 9 1/2"     | Steel – Premium Colors and Finishes* | 3.00             | 3             |

\*Reflective and Anodized Finishes will be Aluminum.



| Product Number  | Nominal Dimensions |        |            | Description                          | Weight per Piece | Service Level |
|-----------------|--------------------|--------|------------|--------------------------------------|------------------|---------------|
|                 | Length             | Height | Projection |                                      |                  |               |
| <b>Cornices</b> |                    |        |            |                                      |                  |               |
| <b>Straight</b> |                    |        |            |                                      |                  |               |
| 63.40.030.000   | 4'                 | 3"     | 3"         | Steel – Bare                         | 0.80             | 2             |
| 63.40.030.xxx   | 4'                 | 3"     | 3"         | Steel – Standard Colors              | 0.85             | 3             |
| 63.40.030.xxx   | 4'                 | 3"     | 3"         | Steel – Premium Colors and Finishes* | 0.85             | 3             |
| 63.40.041.000   | 4'                 | 4"     | 4"         | Steel – Bare                         | 1.00             | 2             |
| 63.40.041.xxx   | 4'                 | 4"     | 4"         | Steel – Standard Colors              | 1.00             | 3             |
| 63.40.041.xxx   | 4'                 | 4"     | 4"         | Steel – Premium Colors and Finishes* | 1.00             | 3             |
| 63.40.062.000   | 4'                 | 6"     | 6"         | Steel – Bare                         | 1.50             | 2             |
| 63.40.062.xxx   | 4'                 | 6"     | 6"         | Steel – Standard Colors              | 1.50             | 3             |
| 63.40.062.xxx   | 4'                 | 6"     | 6"         | Steel – Premium Colors and Finishes* | 1.50             | 3             |

**Girder Nosing**

|               |    |        |        |                                      |           |   |
|---------------|----|--------|--------|--------------------------------------|-----------|---|
| 63.40.015.000 | 4' | 1 1/2" | 1 1/2" | Steel – Bare                         | Per Order | 2 |
| 63.40.015.xxx | 4' | 1 1/2" | 1 1/2" | Steel – Standard Colors              | Per Order | 3 |
| 63.40.015.xxx | 4' | 1 1/2" | 1 1/2" | Steel – Premium Colors and Finishes* | Per Order | 3 |

\*Reflective and Anodized Finishes will be Aluminum.

# ACTION REQUEST FORM

## Traditions™ Cornices ARF

Date \_\_\_\_\_  
CMC Sales Rep \_\_\_\_\_  
Phone \_\_\_\_\_  
Architect \_\_\_\_\_  
Contact \_\_\_\_\_  
Phone \_\_\_\_\_  
Contractor \_\_\_\_\_  
Contact \_\_\_\_\_  
Phone \_\_\_\_\_

**THIS IS A:**

- List Price Quote Request Date Needed \_\_\_\_\_
- Specs Attached       Plans Attached
- Take-Off Request Date Needed \_\_\_\_\_

**ADDITIONAL INFORMATION NEEDED FROM TECH SERVICES:**

- Engineering     Technical     Product Recommendation

Specify \_\_\_\_\_

Project Name \_\_\_\_\_

Location \_\_\_\_\_

Chicago Metallic is specified?     yes     no

Chicago Metallic is approved to bid?     yes     no

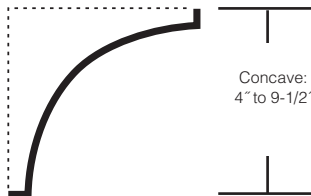
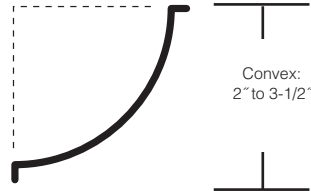
Requested Ship Date \_\_\_\_\_

- Method of Shipment     Full Truck (prepaid)  
                                   Route Truck (per schedule)  
                                   LTL (billed to customer)

**NOTES:**

\_\_\_\_\_

**PRODUCT DETAILS:**



Size of Area \_\_\_\_\_ x \_\_\_\_\_

**Painted Colors**

- Standard Painted Colors
- Premium Painted Colors and Finishes \_\_\_\_\_

Send completed ARF to:  
 Fax: 888.329.2620 or  
 Email: techservices@chicagometallic.com

# ACTION REQUEST FORM

## Traditions™ Cornices ARF

Convex  
 Bare Steel  Painted Steel  Aluminum Qty: \_\_\_\_\_

2" x 4"  
 63.40.020



2 1/2" x 4"  
 63.40.025



2 1/2" x 4"  
 63.40.026



3 1/2" x 4"  
 63.40.035



Concave  
 Bare Steel  Painted Steel  Aluminum Qty: \_\_\_\_\_

4" x 4"  
 63.40.040



4" x 4"  
 63.40.050



6" x 4"  
 63.40.060



6" x 4"  
 63.40.062



6 1/4" x 4"  
 63.40.063



6" x 4"  
 63.40.075



8 3/4" x 4"  
 63.40.085



9 1/2" x 4"  
 63.40.095



Straight  
 Bare Steel  Painted Steel  Aluminum Qty: \_\_\_\_\_

3" x 4"  
 63.40.030



4" x 4"  
 63.40.041



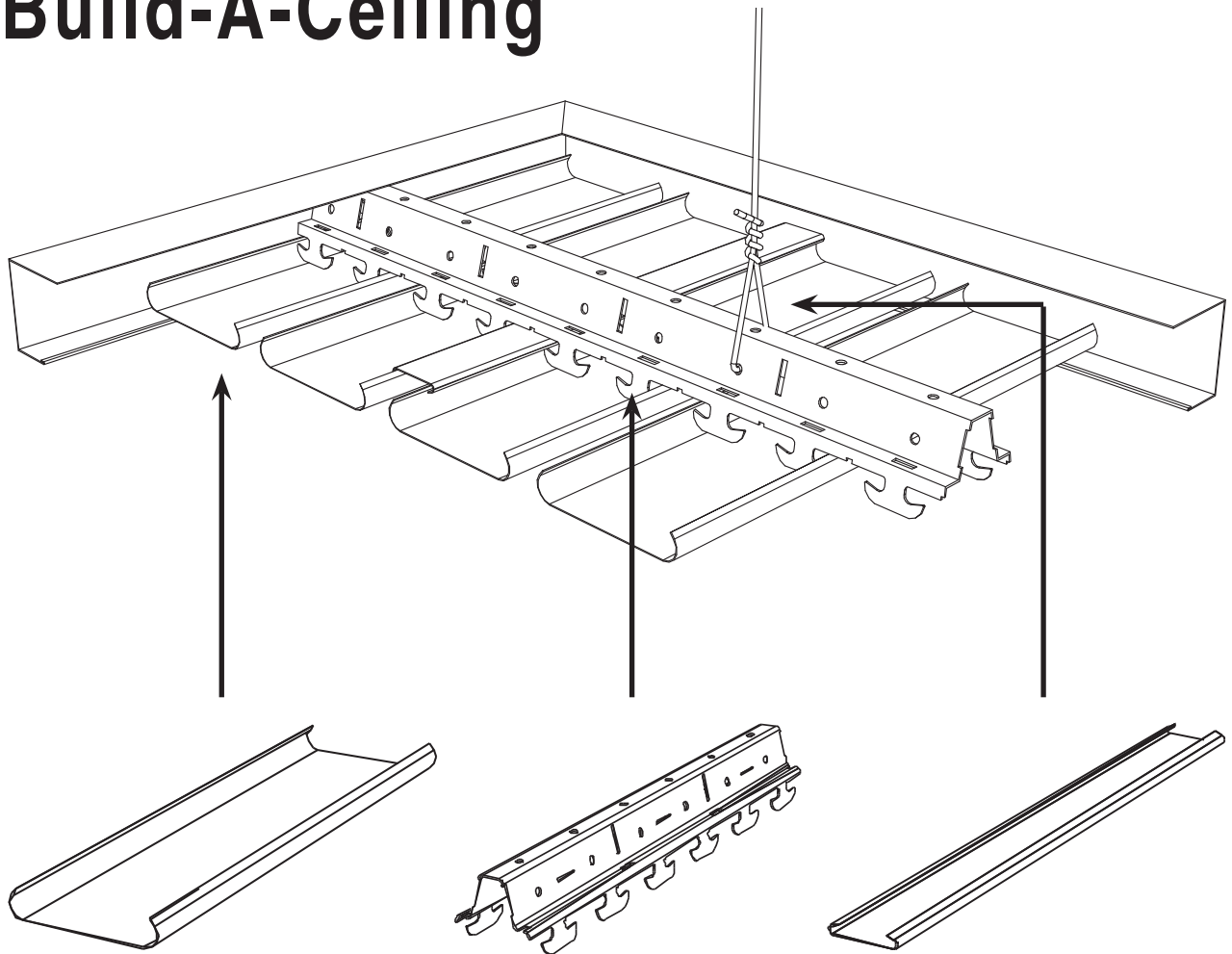
Girder Nosing  
 Bare Steel  Painted Steel  Aluminum Qty: \_\_\_\_\_

1 1/2" x 4"  
 63.40.015



LINEAR

# Planar®/PlanarPlus®/ PlanarMacro®/MacroPlus™ Build-A-Ceiling



## PANELS

See p. 51

Round Edge (shown)  
Square Edge

## SUSPENSION

See p. 94

Symmetrical Carrier (shown)  
Radius Symmetrical Carrier  
Expansion Carrier  
T-Bar Carrier  
Radius Carrier

## PERIMETER TREATMENTS and ACCESSORIES

See pgs. 98 and 108

Filler Strips (shown)  
Perimeter Treatments  
Air Distribution  
Splices  
End Plugs  
Radius Carrier

**Standard Painted Colors**

01 White  
44 Satin Silver

**Premium Painted Colors and Finishes**

21 Copper Metallic  
23 Sandstone  
379 Gloss White  
386 Gloss Black  
431 Whitewash  
520 Polar White  
401 Maple\*  
402 Oak\*  
403 Cherry\*  
404 Pumpkin Maple\*  
405 Karri\*  
521 Nickel  
524 Silver  
510 Morning Dew Metallic  
511 Autumn Metallic  
512 Moon Glow Metallic  
513 Sun Gold Metallic  
514 Harvest Metallic  
515 Sterling Metallic  
516 Flint Metallic  
517 Emerald Metallic

\*Coordinating Solid Paint Colors to MetalWood® Finishes

*Reflective Finishes*  
56 Bright Brass  
58 Bright Mirror  
369 Brushed Gold  
371 Preferred Lacquer Mill  
378 Brushed Chromecoat

*Anodized Finishes*  
14 Chromecoat  
16 Brasscoat  
504 Satin Anodized  
509 Coppercoat  
Other painted colors

**MetalWood Finishes**

650 Maple  
653 Oak  
651 Cherry  
652 Pumpkin Maple  
654 Karri

**WoodScenes Painted Colors**

800 Lazy Maple  
801 Aged Teak  
802 Vintage Burlwood  
803 Burnished Cherry  
804 Sleek Cherry  
805 Weathered Oak

**Natural Wood Veneers**

F Finished  
U Unfinished  
  
Contact CM for range of natural wood veneers

**Product Notes**

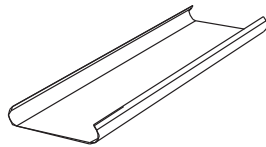
Standard length is 12' with panel tolerances of +/- 1/8". Special lengths are available from 2' to 16'. Custom color matching requires customer color sample or paint manufacturer and color number. Natural Wood Veneers are available only on solid panels without integral filler strip. Natural Wood Veneers – Panel-to-panel shade and grain variations is inherent and not cause for rejection. Natural Wood Veneers – Finished coating is clear unless specified otherwise at time of order. Exterior soffit design and engineering is customer's responsibility. Exterior soffit applications must be identified at time of order. Consult with an engineer to evaluate the suitability of the system for the intended application. WoodScenes painted grain runs parallel to length of panel. Add B at end of product number for Black Integral Filler. Add T to product number for panels without Acoutex backer.

**Service:**

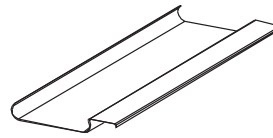
Service Level represents 1 - 4,999 LF.

| Quantity         | Service Level           |                                     |                    |            |                      |
|------------------|-------------------------|-------------------------------------|--------------------|------------|----------------------|
|                  | Standard Painted Colors | Premium Painted Colors and Finishes | MetalWood Finishes | WoodScenes | Natural Wood Veneers |
| 5,000 - 9,999    | 4                       | 4                                   | 6                  | 6          | 8                    |
| 10,000 - 49,999  | 4                       | 6                                   | 8                  | 8          | 10                   |
| 50,000 - 100,000 | 8                       | 8                                   | 10                 | 10         | 12                   |

Custom colors - Service Level begins after receipt of color approval.



**4" Planar Round Edge**  
**58.01.044**



**4" PlanarPlus Round Edge**  
**58.03.012**

| Product Number | Dimensions |        |      | Description | Packaging |        |        | Service Level |
|----------------|------------|--------|------|-------------|-----------|--------|--------|---------------|
|                | Length     | Height | Face |             | Feet      | Pieces | Weight |               |

**4" Planar Round Edge – Open Reveal**

**0.025" Aluminum – Solid**

|                |     |      |        |                                  |     |    |    |   |
|----------------|-----|------|--------|----------------------------------|-----|----|----|---|
| 58.01.044.xxx  | 12' | 5/8" | 3 1/4" | Standard Colors                  | 240 | 20 | 32 | 2 |
| 58.01.044.xxx  | 12' | 5/8" | 3 1/4" | Premium Colors and Finishes      | 240 | 20 | 32 | 3 |
| 58.01.044.xxx  | 12' | 5/8" | 3 1/4" | MetalWood Finishes               | 240 | 20 | 42 | 4 |
| 58.01.044.xxx  | 12' | 5/8" | 3 1/4" | WoodScenes                       | 240 | 20 | 32 | 6 |
| 58.01.044.xxxU | 10' | 5/8" | 3 1/4" | Natural Wood Veneer – Unfinished | 200 | 20 | 25 | 8 |
| 58.01.044.xxxF | 10' | 5/8" | 3 1/4" | Natural Wood Veneer – Finished   | 200 | 20 | 25 | 8 |

**0.025" Aluminum – Perforated with Acoutex Backer**

|                |     |      |        |                             |     |    |    |   |
|----------------|-----|------|--------|-----------------------------|-----|----|----|---|
| 58.01.044.xxxX | 12' | 5/8" | 3 1/4" | Standard Colors             | 240 | 20 | 32 | 3 |
| 58.01.044.xxxX | 12' | 5/8" | 3 1/4" | Premium Colors and Finishes | 240 | 20 | 32 | 3 |
| 58.01.044.xxxX | 12' | 5/8" | 3 1/4" | MetalWood Finishes          | 240 | 20 | 42 | 4 |
| 58.01.044.xxxX | 12' | 5/8" | 3 1/4" | WoodScenes                  | 240 | 20 | 32 | 6 |

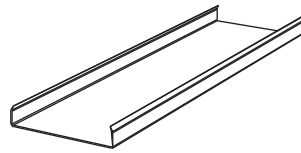
**4" PlanarPlus Round Edge – Matching Integral Filler**

**0.025" Aluminum – Solid**

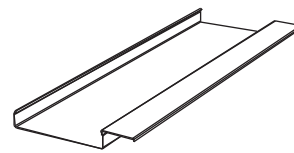
|               |     |      |        |                             |     |    |    |   |
|---------------|-----|------|--------|-----------------------------|-----|----|----|---|
| 58.03.012.xxx | 12' | 5/8" | 3 1/4" | Standard Colors             | 240 | 20 | 40 | 2 |
| 58.03.012.xxx | 12' | 5/8" | 3 1/4" | Premium Colors and Finishes | 240 | 20 | 40 | 3 |
| 58.03.012.xxx | 12' | 5/8" | 3 1/4" | MetalWood Finishes          | 240 | 20 | 42 | 4 |
| 58.03.012.xxx | 12' | 5/8" | 3 1/4" | WoodScenes                  | 240 | 20 | 40 | 6 |

**0.025" Aluminum – Perforated with Acoutex Backer**

|                |     |      |        |                             |     |    |    |   |
|----------------|-----|------|--------|-----------------------------|-----|----|----|---|
| 58.03.012.xxxX | 12' | 5/8" | 3 1/4" | Standard Colors             | 240 | 20 | 40 | 3 |
| 58.03.012.xxxX | 12' | 5/8" | 3 1/4" | Premium Colors and Finishes | 240 | 20 | 40 | 4 |
| 58.03.012.xxxX | 12' | 5/8" | 3 1/4" | MetalWood Finishes          | 240 | 20 | 42 | 4 |
| 58.03.012.xxxX | 12' | 5/8" | 3 1/4" | WoodScenes                  | 240 | 20 | 42 | 6 |



**4" Planar Square Edge**  
**58.03.052**



**4" PlanarPlus Square Edge**  
**58.03.018**

| Product Number | Dimensions |        |      | Description | Per Carton |        |        | Service Level |
|----------------|------------|--------|------|-------------|------------|--------|--------|---------------|
|                | Length     | Height | Face |             | Feet       | Pieces | Weight |               |

**4" Planar Square Edge – Open Reveal**

**0.025" Aluminum – Solid**

|                |     |      |        |                                  |     |    |    |   |
|----------------|-----|------|--------|----------------------------------|-----|----|----|---|
| 58.03.052.xxx  | 12' | 5/8" | 3 1/4" | Standard Colors                  | 240 | 20 | 32 | 2 |
| 58.03.052.xxx  | 12' | 5/8" | 3 1/4" | Premium Colors and Finishes      | 240 | 20 | 32 | 3 |
| 58.03.052.xxx  | 12' | 5/8" | 3 1/4" | MetalWood Finishes               | 240 | 20 | 34 | 4 |
| 58.03.052.xxx  | 12' | 5/8" | 3 1/4" | WoodScenes                       | 240 | 20 | 34 | 6 |
| 58.03.052.xxxU | 10' | 5/8" | 3 1/4" | Natural Wood Veneer – Unfinished | 200 | 20 | 25 | 8 |
| 58.03.052.xxxF | 10' | 5/8" | 3 1/4" | Natural Wood Veneer – Finished   | 200 | 20 | 25 | 8 |

**0.025" Aluminum – Perforated with Acoutex Backer**

|                |     |      |        |                             |     |    |    |   |
|----------------|-----|------|--------|-----------------------------|-----|----|----|---|
| 58.03.052.xxxX | 12' | 5/8" | 3 1/4" | Standard Colors             | 240 | 20 | 32 | 3 |
| 58.03.052.xxxX | 12' | 5/8" | 3 1/4" | Premium Colors and Finishes | 240 | 20 | 32 | 4 |
| 58.03.052.xxxX | 12' | 5/8" | 3 1/4" | MetalWood Finishes          | 240 | 20 | 34 | 4 |
| 58.03.052.xxxX | 12' | 5/8" | 3 1/4" | WoodScenes                  | 240 | 20 | 32 | 6 |

**4" PlanarPlus Square Edge – Matching Integral Filler**

**0.025" Aluminum – Solid**

|               |     |      |        |                             |     |    |    |   |
|---------------|-----|------|--------|-----------------------------|-----|----|----|---|
| 58.03.018.xxx | 12' | 5/8" | 3 1/4" | Standard Colors             | 240 | 20 | 40 | 2 |
| 58.03.018.xxx | 12' | 5/8" | 3 1/4" | Premium Colors and Finishes | 240 | 20 | 40 | 3 |
| 58.03.018.xxx | 12' | 5/8" | 3 1/4" | MetalWood Finishes          | 240 | 20 | 42 | 4 |
| 58.03.018.xxx | 12' | 5/8" | 3 1/4" | WoodScenes                  | 240 | 20 | 40 | 6 |

**0.025" Aluminum – Perforated with Acoutex Backer**

|                |     |      |        |                             |     |    |    |   |
|----------------|-----|------|--------|-----------------------------|-----|----|----|---|
| 58.03.018.xxxX | 12' | 5/8" | 3 1/4" | Standard Colors             | 240 | 20 | 32 | 3 |
| 58.03.018.xxxX | 12' | 5/8" | 3 1/4" | Premium Colors and Finishes | 240 | 20 | 32 | 4 |
| 58.03.018.xxxX | 12' | 5/8" | 3 1/4" | MetalWood Finishes          | 240 | 20 | 34 | 4 |
| 58.03.018.xxxX | 12' | 5/8" | 3 1/4" | WoodScenes                  | 240 | 20 | 32 | 6 |

# ACTION REQUEST FORM

## Planar®/PlanarPlus® Linear Metal Ceilings ARF

Date \_\_\_\_\_  
 CMC Sales Rep \_\_\_\_\_  
 Phone \_\_\_\_\_  
 Architect \_\_\_\_\_  
 Contact \_\_\_\_\_  
 Phone \_\_\_\_\_  
 Contractor \_\_\_\_\_  
 Contact \_\_\_\_\_  
 Phone \_\_\_\_\_

**THIS IS A:**

- List Price Quote Request Date Needed \_\_\_\_\_
- Specs Attached       Plans Attached
- Take-Off Request Date Needed \_\_\_\_\_

**ADDITIONAL INFORMATION NEEDED FROM TECH SERVICES:**

- Engineering     Technical     Product Recommendation

Specify \_\_\_\_\_

Project Name \_\_\_\_\_

Location \_\_\_\_\_

Chicago Metallic is specified?     yes     no

Chicago Metallic is approved to bid?     yes     no

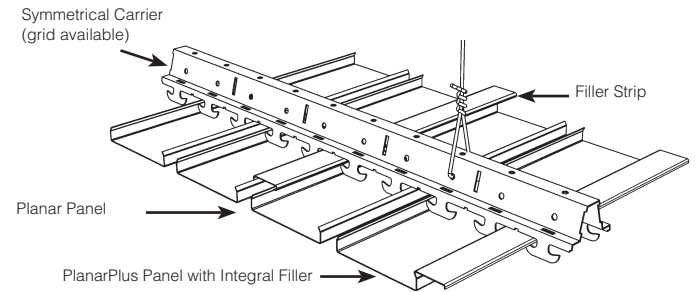
Requested Ship Date \_\_\_\_\_

- Method of Shipment     Full Truck (prepaid)  
                                    Route Truck (per schedule)  
                                    LTL (billed to customer)

**NOTES:**

\_\_\_\_\_

**PRODUCT DETAILS:**



- Size of Area \_\_\_\_\_ x \_\_\_\_\_
- Interior Application                       Exterior Application

**Painted Colors**

- Standard Painted Colors
- Premium Painted Colors and Finishes \_\_\_\_\_
- WoodScenes™ Painted Colors

**Laminates**

- 298 Designer Oak Vinyl     MetalWood® Woodgrain Finish
- Finished Wood Veneer

**Surface**



- Solid

**Perforated – Pattern T**





- No Backer                                       Acoutex™ Acoustical Backer

**Profiles 4" (3-1/4" W x 5/8" H) (0.024" thick)**

**Planar**

-  Round Edge (Open Reveal)
-  Square Edge (Open Reveal)

**PlanarPlus**

-  Round Edge (Black Integral Filler)
-  Round Edge (Matching Integral Filler)
-  Square Edge (Black Integral Filler)
-  Square Edge (Matching Integral Filler)

**Recessed Filler Strip (3/4" W x 1/8" H)**

-  08 Black
- Other Painted Color \_\_\_\_\_

**Standard Painted Colors**

01 White  
44 Satin Silver

**Premium Painted Colors and Finishes**

21 Copper Metallic  
23 Sandstone  
379 Gloss White  
386 Gloss Black  
431 Whitewash  
520 Polar White  
521 Nickel  
401 Maple\*  
402 Oak\*  
403 Cherry\*  
404 Pumpkin Maple\*  
405 Karri\*

524 Silver  
510 Morning Dew Metallic  
511 Autumn Metallic  
512 Moon Glow Metallic  
513 Sun Gold Metallic  
514 Harvest Metallic  
515 Sterling Metallic  
516 Flint Metallic  
517 Emerald Metallic

*Reflective Finishes*  
56 Bright Brass  
58 Bright Mirror  
369 Brushed Gold  
371 Preferred Lacquer Mill  
378 Brushed Aluminum

*Anodized Finishes*  
14 Chromecoat  
16 Brasscoat  
504 Satin Anodized  
509 Coppercoat

\*Coordinating Solid Paint Colors to MetalWood® Finishes

Other painted colors

**MetalWood Finishes**

650 Maple  
653 Oak  
651 Cherry  
652 Pumpkin Maple  
654 Karri

**WoodScenes Painted Colors**

800 Lazy Maple  
801 Aged Teak  
802 Vintage Burlwood  
803 Burnished Cherry  
804 Sleek Cherry  
805 Weathered Oak

**Product Notes:**

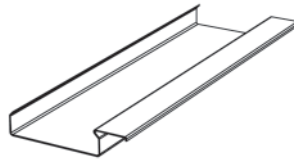
Standard length is 12' with panel tolerances of +/- 1/8". Special lengths are available from 2' to 16'.  
Custom color matching requires customer color sample or paint manufacturer and color number.  
Exterior soffit design and engineering is customer's responsibility. Exterior soffit applications must be identified at time of order.  
Consult with an engineer to evaluate the suitability of the system for the intended application.  
WoodScenes painted grain runs parallel to length of panel.  
Add B at end of product number for Black Integral Filler.  
Add T to product number for panels without Acoutex backer.

**Service:**

Service Level represents 1 - 4,999 LF.

| Quantity         | Service Level   |                             |                    |            |
|------------------|-----------------|-----------------------------|--------------------|------------|
|                  | Standard Colors | Premium Colors and Finishes | MetalWood Finishes | WoodScenes |
| 5,000 - 9,999    | 3               | 4                           | 4                  | 6          |
| 10,000 - 24,999  | 4               | 5                           | 6                  | 8          |
| 25,000 - 49,999  | 6               | 6                           | 8                  | 10         |
| 50,000 - 100,000 | 8               | 8                           | 10                 | 12         |

Custom color approval samples are available upon request. Service Level 2 weeks.  
Custom colors – Service Level begins after receipt of color approval.



4" MacroPlus  
58.03.426

| Product Number | Dimensions |        |      | Description | Per Carton |        |        | Service Level |
|----------------|------------|--------|------|-------------|------------|--------|--------|---------------|
|                | Length     | Height | Face |             | Feet       | Pieces | Weight |               |

**4" PlanarMacro Square Edge – Open Reveal**

**0.032" Aluminum – Solid**

|               |     |      |        |                             |     |    |    |   |
|---------------|-----|------|--------|-----------------------------|-----|----|----|---|
| 58.03.445.xxx | 12' | 7/8" | 3 1/4" | Standard Colors             | 168 | 14 | 25 | 2 |
| 58.03.445.xxx | 12' | 7/8" | 3 1/4" | Premium Colors and Finishes | 168 | 14 | 25 | 4 |
| 58.03.445.xxx | 12' | 7/8" | 3 1/4" | MetalWood Finishes          | 168 | 14 | 25 | 4 |
| 58.03.445.xxx | 12' | 7/8" | 3 1/4" | WoodScenes                  | 168 | 14 | 25 | 6 |

**0.032" Aluminum – Perforated with Acoutex Backer**

|                |     |      |        |                             |     |    |    |   |
|----------------|-----|------|--------|-----------------------------|-----|----|----|---|
| 58.03.445.xxxX | 12' | 7/8" | 3 1/4" | Standard Colors             | 168 | 14 | 25 | 2 |
| 58.03.445.xxxX | 12' | 7/8" | 3 1/4" | Premium Colors and Finishes | 168 | 14 | 25 | 4 |
| 58.03.445.xxxX | 12' | 7/8" | 3 1/4" | MetalWood Finishes          | 168 | 14 | 25 | 4 |
| 58.03.445.xxxX | 12' | 7/8" | 3 1/4" | WoodScenes                  | 168 | 14 | 25 | 6 |

**4" MacroPlus Square Edge – Matching Integral Filler\***

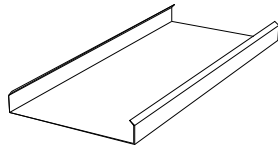
**0.032" Aluminum – Solid**

|               |     |      |        |                             |     |    |    |   |
|---------------|-----|------|--------|-----------------------------|-----|----|----|---|
| 58.03.426.xxx | 12' | 7/8" | 3 1/4" | Standard Colors             | 168 | 14 | 25 | 2 |
| 58.03.426.xxx | 12' | 7/8" | 3 1/4" | Premium Colors and Finishes | 168 | 14 | 25 | 4 |
| 58.03.426.xxx | 12' | 7/8" | 3 1/4" | MetalWood Finishes          | 168 | 14 | 25 | 4 |
| 58.03.426.xxx | 12' | 7/8" | 3 1/4" | WoodScenes                  | 168 | 14 | 25 | 6 |

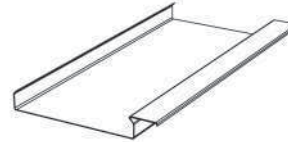
**0.032" Aluminum – Perforated with Acoutex Backer**

|                |     |      |        |                             |     |    |    |   |
|----------------|-----|------|--------|-----------------------------|-----|----|----|---|
| 58.03.426.xxxX | 12' | 7/8" | 3 1/4" | Standard Colors             | 168 | 14 | 25 | 2 |
| 58.03.426.xxxX | 12' | 7/8" | 3 1/4" | Premium Colors and Finishes | 168 | 14 | 25 | 4 |
| 58.03.426.xxxX | 12' | 7/8" | 3 1/4" | MetalWood Finishes          | 168 | 14 | 25 | 4 |
| 58.03.426.xxxX | 12' | 7/8" | 3 1/4" | WoodScenes                  | 168 | 14 | 25 | 6 |

\* See Product Notes for Black Integral Filler Adder.



6" PlanarMacro  
58.03.450



6" MacroPlus  
58.03.451, 58.04.451

| Product Number | Dimensions |        |      | Description | Per Carton |        |        | Service Level |
|----------------|------------|--------|------|-------------|------------|--------|--------|---------------|
|                | Length     | Height | Face |             | Feet       | Pieces | Weight |               |

**6" PlanarMacro Square Edge – Open Reveal**

**0.032" Aluminum – Solid**

|               |     |      |        |                             |     |    |    |   |
|---------------|-----|------|--------|-----------------------------|-----|----|----|---|
| 58.03.450.xxx | 12' | 7/8" | 5 1/4" | Standard Colors             | 240 | 20 | 64 | 2 |
| 58.03.450.xxx | 12' | 7/8" | 5 1/4" | Premium Colors and Finishes | 240 | 20 | 64 | 4 |
| 58.03.450.xxx | 12' | 7/8" | 5 1/4" | MetalWood Finishes          | 240 | 20 | 64 | 4 |
| 58.03.450.xxx | 12' | 7/8" | 5 1/4" | WoodScenes                  | 240 | 20 | 64 | 6 |

**0.032" Aluminum – Perforated with Acoutex Backer**

|                |     |      |        |                             |     |    |    |   |
|----------------|-----|------|--------|-----------------------------|-----|----|----|---|
| 58.03.450.xxxX | 12' | 7/8" | 5 1/4" | Standard Colors             | 240 | 20 | 64 | 2 |
| 58.03.450.xxxX | 12' | 7/8" | 5 1/4" | Premium Colors and Finishes | 240 | 20 | 64 | 4 |
| 58.03.450.xxxX | 12' | 7/8" | 5 1/4" | MetalWood Finishes          | 240 | 20 | 64 | 4 |
| 58.03.450.xxxX | 12' | 7/8" | 5 1/4" | WoodScenes                  | 240 | 20 | 64 | 6 |

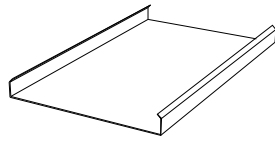
**6" MacroPlus Square Edge – Matching Integral Filler**

**0.032" Aluminum – Solid**

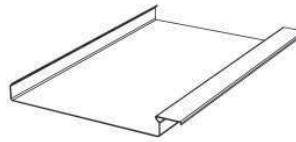
|               |     |      |        |                             |     |    |    |   |
|---------------|-----|------|--------|-----------------------------|-----|----|----|---|
| 58.03.451.xxx | 12' | 7/8" | 5 1/4" | Standard Colors             | 120 | 10 | 35 | 2 |
| 58.03.451.xxx | 12' | 7/8" | 5 1/4" | Premium Colors and Finishes | 120 | 10 | 35 | 4 |
| 58.04.451.xxx | 12' | 7/8" | 5 1/4" | WoodScenes                  | 120 | 10 | 35 | 6 |

**0.032" Aluminum – Perforated with Acoutex Backer**

|                |     |      |        |                             |     |    |    |   |
|----------------|-----|------|--------|-----------------------------|-----|----|----|---|
| 58.03.451.xxxX | 12' | 7/8" | 5 1/4" | Standard Colors             | 120 | 10 | 35 | 2 |
| 58.03.451.xxxX | 12' | 7/8" | 5 1/4" | Premium Colors and Finishes | 120 | 10 | 35 | 4 |
| 58.04.451.xxxX | 12' | 7/8" | 5 1/4" | WoodScenes                  | 120 | 10 | 35 | 6 |



8" PlanarMacro  
58.03.455



8" MacroPlus  
58.03.460

| Product Number | Dimensions |        |      | Description | Per Carton |        |        | Service Level |
|----------------|------------|--------|------|-------------|------------|--------|--------|---------------|
|                | Length     | Height | Face |             | Feet       | Pieces | Weight |               |

**8" PlanarMacro Square Edge – Open Reveal**

**0.032" Aluminum – Solid**

|               |     |      |        |                             |     |    |    |   |
|---------------|-----|------|--------|-----------------------------|-----|----|----|---|
| 58.03.455.xxx | 12' | 7/8" | 7 1/4" | Standard Colors             | 240 | 20 | 81 | 2 |
| 58.03.455.xxx | 12' | 7/8" | 7 1/4" | Premium Colors and Finishes | 240 | 20 | 81 | 4 |
| 58.03.455.xxx | 12' | 7/8" | 7 1/4" | MetalWood Finishes          | 240 | 20 | 81 | 4 |
| 58.03.455.xxx | 12' | 7/8" | 7 1/4" | WoodScenes                  | 240 | 20 | 81 | 6 |

**0.032" Aluminum – Perforated with Acoutex Backer**

|                |     |      |        |                             |     |    |    |   |
|----------------|-----|------|--------|-----------------------------|-----|----|----|---|
| 58.03.455.xxxX | 12' | 7/8" | 7 1/4" | Standard Colors             | 240 | 20 | 81 | 2 |
| 58.03.455.xxxX | 12' | 7/8" | 7 1/4" | Premium Colors and Finishes | 240 | 20 | 81 | 4 |
| 58.03.455.xxxX | 12' | 7/8" | 7 1/4" | MetalWood Finishes          | 240 | 20 | 81 | 4 |
| 58.03.455.xxxX | 12' | 7/8" | 7 1/4" | WoodScenes                  | 240 | 20 | 81 | 6 |

**8" MacroPlus Square Edge – Matching Integral Filler\***

**0.032" Aluminum – Solid**

|               |     |      |        |                             |    |   |    |   |
|---------------|-----|------|--------|-----------------------------|----|---|----|---|
| 58.03.460.xxx | 12' | 7/8" | 7 1/4" | Standard Colors             | 96 | 8 | 33 | 2 |
| 58.03.460.xxx | 12' | 7/8" | 7 1/4" | Premium Colors and Finishes | 96 | 8 | 33 | 4 |
| 58.03.460.xxx | 12' | 7/8" | 7 1/4" | WoodScenes                  | 96 | 8 | 33 | 6 |

**0.032" Aluminum – Perforated with Acoutex Backer**

|                |     |      |        |                             |    |   |    |   |
|----------------|-----|------|--------|-----------------------------|----|---|----|---|
| 58.03.460.xxxX | 12' | 7/8" | 7 1/4" | Standard Colors             | 96 | 8 | 33 | 2 |
| 58.03.460.xxxX | 12' | 7/8" | 7 1/4" | Premium Colors and Finishes | 96 | 8 | 33 | 4 |
| 58.03.460.xxxX | 12' | 7/8" | 7 1/4" | WoodScenes                  | 96 | 8 | 33 | 3 |

\* See Product Notes for Black Integral Filler Adder.

# ACTION REQUEST FORM

## PlanarMacro® / MacroPlus™ Linear Metal Ceilings ARF

Date \_\_\_\_\_  
 CMC Sales Rep \_\_\_\_\_  
 Phone \_\_\_\_\_  
 Architect \_\_\_\_\_  
 Contact \_\_\_\_\_  
 Phone \_\_\_\_\_  
 Contractor \_\_\_\_\_  
 Contact \_\_\_\_\_  
 Phone \_\_\_\_\_

**THIS IS A:**

- List Price Quote Request    Date Needed \_\_\_\_\_
- Specs Attached       Plans Attached
- Take-Off Request    Date Needed \_\_\_\_\_

**ADDITIONAL INFORMATION NEEDED FROM TECH SERVICES:**

- Engineering     Technical     Product Recommendation
- Specify \_\_\_\_\_

Project Name \_\_\_\_\_

Location \_\_\_\_\_

Chicago Metallic is specified?     yes     no

Chicago Metallic is approved to bid?     yes     no

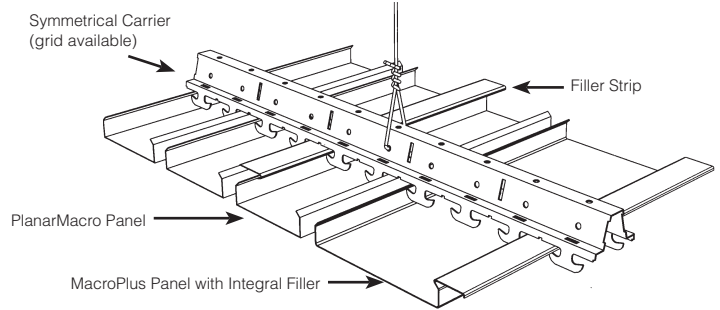
Requested Ship Date \_\_\_\_\_

- Method of Shipment
- Full Truck (prepaid)
  - Route Truck (per schedule)
  - LTL (billed to customer)

**NOTES:**

\_\_\_\_\_

**PRODUCT DETAILS:**



- Size of Area \_\_\_\_\_ x \_\_\_\_\_
- Interior Application       Exterior Application

**Painted Colors**

- Standard Painted Colors
- Premium Painted Colors and Finishes \_\_\_\_\_
- WoodScenes™ Painted Colors

**Laminates**

- 298 Designer Oak Vinyl     MetalWood® Woodgrain Finish
- Finished Wood Veneer

**Surface**

- Solid

**Perforated - Pattern T**

- No Backer       Acoutex™ Acoustical Backer

**Profiles (W x H) (0.032" thick)**

**PlanarMacro (Open Reveal)**

- 4" (3-1/4" x 7/8")
- 6" (5-1/4" x 7/8")
- 8" (7-1/4" x 7/8")

**MacroPlus (Matching Integral Filler)**

- 6" (5-1/4" x 7/8")
- 8" (7-1/4" x 7/8")

**MacroPlus (Black Integral Filler)**

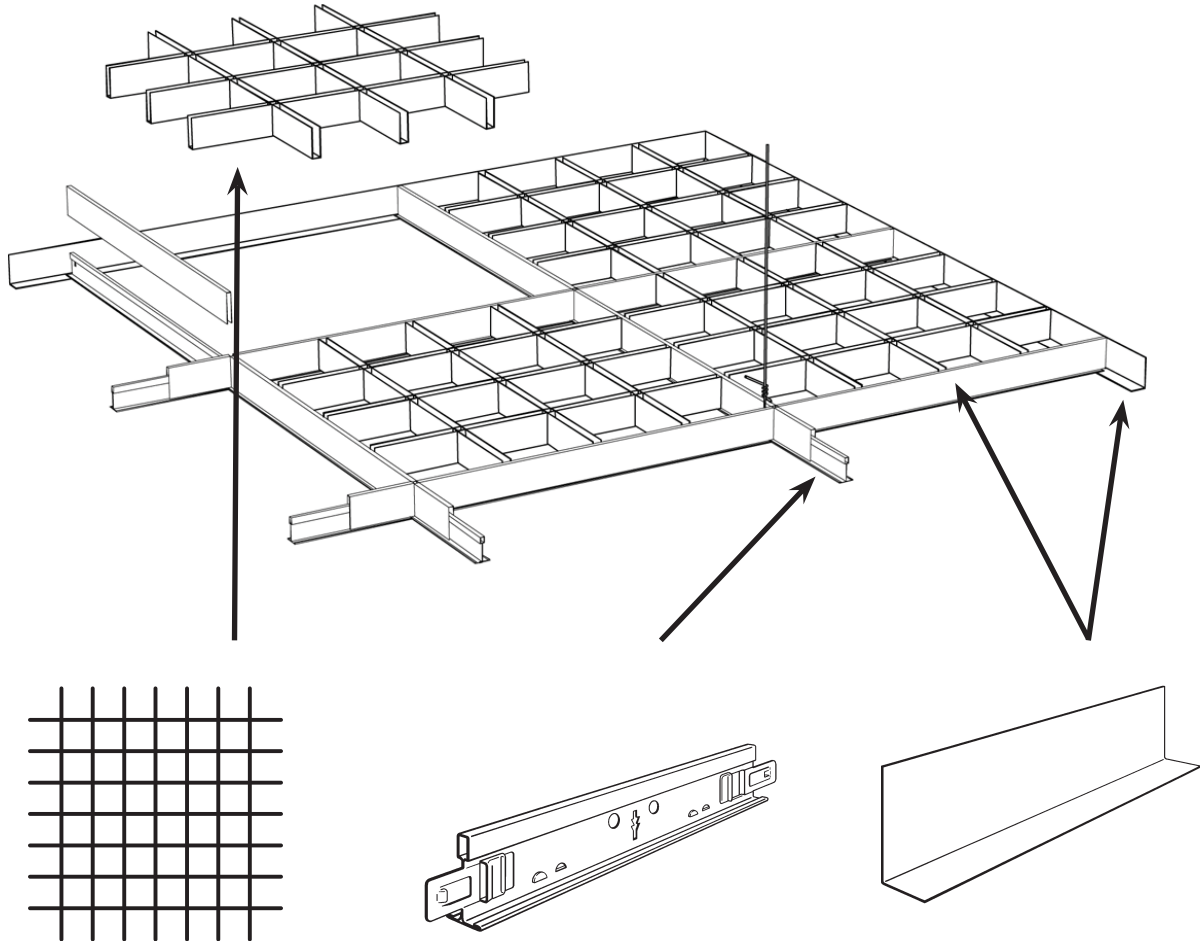
- 6" (5-1/4" x 7/8")
- 8" (7-1/4" x 7/8")

**Recessed Filler Strip (3/4" W x 1/8" H)**

- 08 Black
- Other Painted Color \_\_\_\_\_

OPEN PLENUM

# Magna T-Cell™ Build-A-Ceiling



## PANELS

See p. 61

Assembled (shown)

## SUSPENSION

See p. 95

9/16" Grid (shown)

## PERIMETER TREATMENTS and ACCESSORIES

See pgs. 98 and 112

Web Cover (shown)

Wall Angle (shown)

**Standard Painted Colors**

01 White  
 08 Black  
 44 Satin Silver Metallic

**Premium Painted Colors and Finishes**

21 Copper Metallic  
 23 Sandstone  
 379 Gloss White  
 386 Gloss Black  
 431 Whitewash  
 520 Polar White  
 401 Maple\*  
 402 Oak\*  
 403 Cherry\*  
 404 Pumpkin Maple\*  
 405 Karri\*  
 521 Nickel  
 524 Silver  
 510 Morning Dew Metallic  
 511 Autumn Metallic  
 512 Moon Glow Metallic  
 513 Sun Gold Metallic  
 514 Harvest Metallic  
 515 Sterling Metallic  
 516 Flint Metallic  
 517 Emerald Metallic

*Reflective Finishes (Aluminum)*  
 371 Preferred Lacquer Mill

*Anodized Finishes (Aluminum)*  
 14 Chromecoat Anodized  
 16 Brasscoat Anodized  
 509 Coppercoat Anodized

Other painted colors

\*Coordinating Solid Paint Colors to MetalWood® Finishes

**WoodScenes Painted Colors**

800 Lazy Maple  
 801 Aged Teak  
 802 Vintage Burlwood  
 803 Burnished Cherry  
 804 Sleek Cherry  
 805 Weathered Oak

**Product Notes:**

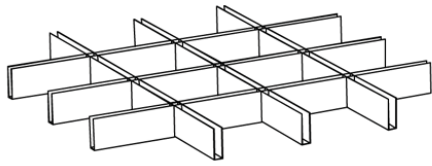
Products are shipped assembled.  
 Painted components are made from galvanized steel.  
 Reflective components are made from aluminum.  
 System pricing includes panels, grid and web covers. Wall molding and other accessories not included.  
 Custom color matching requires customer color sample or paint manufacturer and color number.  
 Anodized Finishes – Unassembled components include strippable protective film.

**Service:**

Service level represents 0 - 2,499 sq. ft.

| Quantity        | Service Level (Assembled) |                                     |            |
|-----------------|---------------------------|-------------------------------------|------------|
|                 | Standard Colors           | Premium Painted Colors and Finishes | WoodScenes |
| 2,500 - 4,999   | 4                         | 6                                   | 8          |
| 5,000 - 9,999   | 5                         | 7                                   | 10         |
| 10,000 - 25,000 | 7                         | 8                                   | 12         |

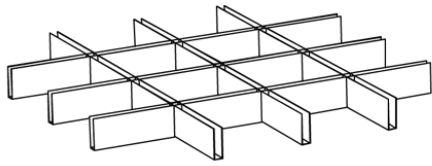
Custom color approval samples are available upon request. Service Level 2 weeks.  
 Custom colors – Service Level begins after receipt of color approval.



**Painted Assembled Panels**  
36.22, 36.24

| Product Number   | Cell Size | Panel Size | Finish          | Blade Height | Blade Face | Per Carton |        |        | Service Level |
|--|-----------|------------|-----------------|--------------|------------|------------|--------|--------|---------------|
|  |           |            |                 |              |            | Sq. Ft.    | Pieces | Weight |               |
| <b>0.010" Galvanized Steel – Painted Assembled Panels*</b> |           |            |                 |              |            |            |        |        |               |
| 36.22.003.xxx  | 3" x 3"   | 2' x 2'    | Standard Colors | 2"           | 9/16"      | 40         | 10     | 31     | 3             |
| 36.22.003.xxx  | 3" x 3"   | 2' x 2'    | Premium Colors  | 2"           | 9/16"      | 40         | 10     | 31     | 4             |
| 36.22.003.xxx  | 3" x 3"   | 2' x 2'    | WoodScenes      | 2"           | 9/16"      | 40         | 10     | 31     | 4             |
| 36.22.036.xxx  | 3" x 6"   | 2' x 2'    | Standard Colors | 2"           | 9/16"      | 40         | 10     | 30     | 4             |
| 36.22.036.xxx  | 3" x 6"   | 2' x 2'    | Premium Colors  | 2"           | 9/16"      | 40         | 10     | 30     | 6             |
| 36.22.036.xxx  | 3" x 6"   | 2' x 2'    | WoodScenes      | 2"           | 9/16"      | 40         | 10     | 30     | 6             |
| 36.24.312.xxx  | 3" x 12"  | 2' x 4'    | Standard Colors | 2"           | 9/16"      | 40         | 5      | 25     | 4             |
| 36.24.312.xxx  | 3" x 12"  | 2' x 4'    | Premium Colors  | 2"           | 9/16"      | 40         | 5      | 25     | 6             |
| 36.24.312.xxx  | 3" x 12"  | 2' x 4'    | WoodScenes      | 2"           | 9/16"      | 40         | 5      | 25     | 6             |
| 36.22.004.xxx  | 4" x 4"   | 2' x 2'    | Standard Colors | 2"           | 9/16"      | 40         | 10     | 30     | 3             |
| 36.24.004.xxx  | 4" x 4"   | 2' x 4'    | Standard Colors | 2"           | 9/16"      | 40         | 5      | 30     | 3             |
| 36.24.004.xxx  | 4" x 4"   | 2' x 4'    | WoodScenes      | 2"           | 9/16"      | 40         | 5      | 30     | 3             |
| 36.22.004.xxx  | 4" x 4"   | 2' x 2'    | Premium Colors  | 2"           | 9/16"      | 40         | 10     | 30     | 4             |
| 36.24.004.xxx  | 4" x 4"   | 2' x 4'    | Premium Colors  | 2"           | 9/16"      | 40         | 5      | 30     | 4             |
| 36.24.004.xxx  | 4" x 4"   | 2' x 4'    | WoodScenes      | 2"           | 9/16"      | 40         | 5      | 30     | 4             |
| 36.22.048.xxx  | 4" x 8"   | 2' x 2'    | Standard Colors | 2"           | 9/16"      | 40         | 10     | 24     | 4             |
| 36.22.048.xxx  | 4" x 8"   | 2' x 2'    | Premium Colors  | 2"           | 9/16"      | 40         | 10     | 24     | 6             |
| 36.22.048.xxx  | 4" x 8"   | 2' x 2'    | WoodScenes      | 2"           | 9/16"      | 40         | 10     | 24     | 6             |
| 36.24.412.xxx  | 4" x 12"  | 2' x 4'    | Standard Colors | 2"           | 9/16"      | 40         | 5      | 20     | 4             |
| 36.24.412.xxx  | 4" x 12"  | 2' x 4'    | Premium Colors  | 2"           | 9/16"      | 40         | 5      | 20     | 6             |
| 36.24.412.xxx  | 4" x 12"  | 2' x 4'    | WoodScenes      | 2"           | 9/16"      | 40         | 5      | 20     | 6             |
| 36.22.006.xxx  | 6" x 6"   | 2' x 2'    | Standard Colors | 2"           | 9/16"      | 40         | 10     | 20     | 3             |
| 36.22.006.xxx  | 6" x 6"   | 2' x 2'    | Premium Colors  | 2"           | 9/16"      | 40         | 10     | 20     | 3             |
| 36.22.006.xxx  | 6" x 6"   | 2' x 2'    | WoodScenes      | 2"           | 9/16"      | 40         | 10     | 20     | 3             |
| 36.24.006.xxx  | 6" x 6"   | 2' x 4'    | Standard Colors | 2"           | 9/16"      | 40         | 5      | 20     | 3             |
| 36.24.006.xxx  | 6" x 6"   | 2' x 4'    | Premium Colors  | 2"           | 9/16"      | 40         | 5      | 20     | 3             |
| 36.24.006.xxx  | 6" x 6"   | 2' x 4'    | WoodScenes      | 2"           | 9/16"      | 40         | 5      | 20     | 4             |
| 36.24.612.xxx  | 6" x 12"  | 2' x 4'    | Standard Colors | 2"           | 9/16"      | 40         | 5      | 15     | 4             |
| 36.24.612.xxx  | 6" x 12"  | 2' x 4'    | Premium Colors  | 2"           | 9/16"      | 40         | 5      | 15     | 6             |
| 36.24.612.xxx  | 6" x 12"  | 2' x 4'    | WoodScenes      | 2"           | 9/16"      | 40         | 5      | 15     | 6             |

\* Does not include grid, web covers or wall molding.



**Painted Assembled Panels**  
**36.22, 36.24, 36.44, 46.22, 46.24, 46.44**

| Product Number   | Cell Size | Panel Size | Finish          | Blade Height | Blade Face | Per Carton |        |        | Service Level |
|--|-----------|------------|-----------------|--------------|------------|------------|--------|--------|---------------|
|  |           |            |                 |              |            | Sq. Ft.    | Pieces | Weight |               |
| <b>0.010" Galvanized Steel – Painted Assembled Panels*</b> |           |            |                 |              |            |            |        |        |               |
| 36.22.008.xxx  | 8" x 8"   | 2' x 2'    | Standard Colors | 2"           | 9/16"      | 40         | 10     | 15     | 3             |
| 36.24.008.xxx  | 8" x 8"   | 2' x 4'    | Standard Colors | 2"           | 9/16"      | 40         | 5      | 15     | 3             |
| 36.22.008.xxx  | 8" x 8"   | 2' x 2'    | Premium Colors  | 2"           | 9/16"      | 40         | 10     | 15     | 4             |
| 36.24.008.xxx  | 8" x 8"   | 2' x 4'    | Premium Colors  | 2"           | 9/16"      | 40         | 5      | 15     | 4             |
| 36.22.008.xxx  | 8" x 8"   | 2' x 2'    | WoodScenes      | 2"           | 9/16"      | 40         | 10     | 15     | 3             |
| 36.24.008.xxx  | 8" x 8"   | 2' x 4'    | WoodScenes      | 2"           | 9/16"      | 40         | 5      | 15     | 3             |
| 36.44.012.xxx  | 12" x 12" | 4' x 4'    | Standard Colors | 2"           | 9/16"      | 80         | 5      | 20     | 3             |
| 36.44.012.xxx  | 12" x 12" | 4' x 4'    | Premium Colors  | 2"           | 9/16"      | 80         | 5      | 20     | 4             |
| 36.44.012.xxx  | 12" x 12" | 4' x 4'    | WoodScenes      | 2"           | 9/16"      | 80         | 5      | 20     | 4             |

| Product Number  | Cell Size | Panel Size | Finish              | Blade Height | Blade Face | Per Carton |        |        | Service Level |
|---|-----------|------------|---------------------|--------------|------------|------------|--------|--------|---------------|
|   |           |            |                     |              |            | Sq. Ft.    | Pieces | Weight |               |
| <b>0.024" Aluminum – Reflective Assembled Panels*</b> |           |            |                     |              |            |            |        |        |               |
| 46.22.003.xxx   | 3" x 3"   | 2' x 2'    | Reflective Finishes | 2"           | 9/16"      | 40         | 10     | 29     | 4             |
| 46.22.036.xxx   | 3" x 6"   | 2' x 2'    | Reflective Finishes | 2"           | 9/16"      | 40         | 10     | 22     | 6             |
| 46.24.312.xxx   | 3" x 12"  | 2' x 4'    | Reflective Finishes | 2"           | 9/16"      | 40         | 5      | 19     | 6             |
| 46.22.004.xxx   | 4" x 4"   | 2' x 2'    | Reflective Finishes | 2"           | 9/16"      | 40         | 10     | 22     | 4             |
| 46.24.004.xxx   | 4" x 4"   | 2' x 4'    | Reflective Finishes | 2"           | 9/16"      | 40         | 5      | 22     | 4             |
| 46.22.048.xxx   | 4" x 8"   | 2' x 2'    | Reflective Finishes | 2"           | 9/16"      | 40         | 10     | 15     | 6             |
| 46.24.412.xxx   | 4" x 12"  | 2' x 4'    | Reflective Finishes | 2"           | 9/16"      | 40         | 5      | 13     | 6             |
| 46.22.006.xxx   | 6" x 6"   | 2' x 2'    | Reflective Finishes | 2"           | 9/16"      | 40         | 10     | 13     | 4             |
| 46.24.006.xxx   | 6" x 6"   | 2' x 4'    | Reflective Finishes | 2"           | 9/16"      | 40         | 5      | 13     | 4             |
| 46.24.612.xxx   | 6" x 12"  | 2' x 4'    | Reflective Finishes | 2"           | 9/16"      | 40         | 5      | 8      | 6             |
| 46.22.008.xxx   | 8" x 8"   | 2' x 2'    | Reflective Finishes | 2"           | 9/16"      | 40         | 10     | 8      | 4             |
| 46.24.008.xxx   | 8" x 8"   | 2' x 4'    | Reflective Finishes | 2"           | 9/16"      | 40         | 5      | 8      | 4             |
| 46.44.012.xxx   | 12" x 12" | 4' x 4'    | Reflective Finishes | 2"           | 9/16"      | 80         | 5      | 13     | 4             |

\* Does not include grid, web covers or wall molding.

# ACTION REQUEST FORM

## Magna T-Cell™ Open Plenum Ceiling ARF

Date \_\_\_\_\_  
 CMC Sales Rep \_\_\_\_\_  
 Phone \_\_\_\_\_  
 Architect \_\_\_\_\_  
 Contact \_\_\_\_\_  
 Phone \_\_\_\_\_  
 Contractor \_\_\_\_\_  
 Contact \_\_\_\_\_  
 Phone \_\_\_\_\_

**THIS IS A:**

List Price Quote Request Date Needed \_\_\_\_\_  
 Specs Attached  Plans Attached  
 Take-Off Request Date Needed \_\_\_\_\_

**ADDITIONAL INFORMATION NEEDED FROM TECH SERVICES:**

Engineering  Technical  Product Recommendation  
 Specify \_\_\_\_\_

Project Name \_\_\_\_\_

Location \_\_\_\_\_

Chicago Metallic is specified?  yes  no

Chicago Metallic is approved to bid?  yes  no

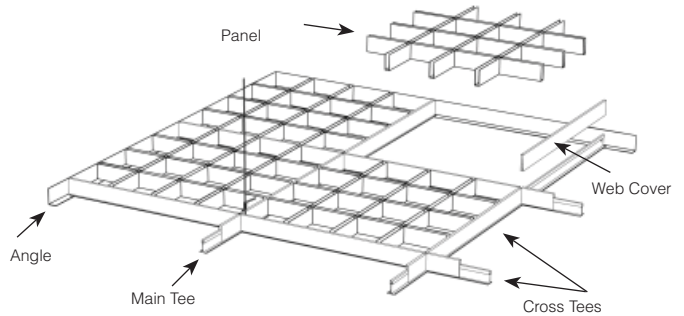
Requested Ship Date \_\_\_\_\_

Method of Shipment  Full Truck (prepaid)  
 Route Truck (per schedule)  
 LTL (billed to customer)

**NOTES:**

\_\_\_\_\_

**PRODUCT DETAILS:**



Size of Area \_\_\_\_\_ x \_\_\_\_\_

**Painted Colors**

Standard Painted Colors  
 Premium Painted Colors and Finishes \_\_\_\_\_  
 WoodScenes™ Painted Colors

**Anodized Finishes (.020" Aluminum only)**

**Reflective Finish (.024" Aluminum only)**

Assembled  Unassembled

**Panel: 0.010" Galvanized Steel**

Cell Sizes  2" x 2"  3" x 3"  4" x 4"  
 6" x 6"  8" x 8"  12" x 12"

**Panel: 24" x 48" Special Configuration**

Cell Sizes  2" x 2"  3" x 3"  4" x 4"  
 6" x 6"  8" x 8"  12" x 12"

**Panel: 24" x 24"**

Cell Sizes  3" x 6"  4" x 8"

**Panel: 24" x 48"**

Cell Sizes  3" x 12"  4" x 12"  6" x 12"

**Chicago Metallic Suspension System**

9/16" T-grid  
 Other \_\_\_\_\_

**Web Covers**

With Hanger Holes:  2'  4'  
 No Hanger Holes:  2'  4'

**Accessories**

**Wall Angles (W x H)**

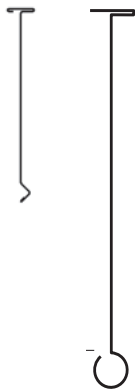
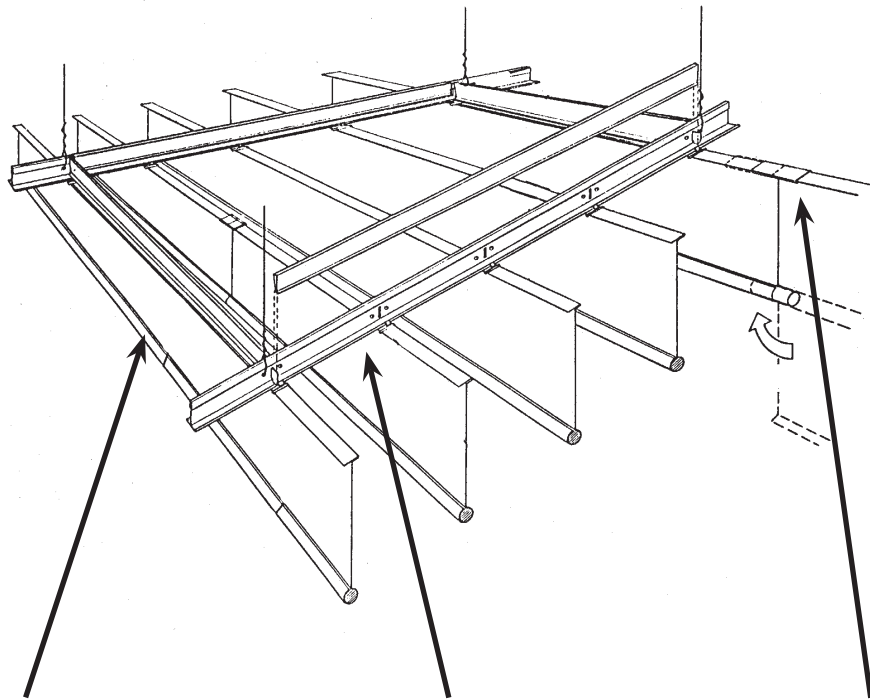
2" x 1" x 120"  15/16" x 15/16" x 144" Hemmed  
 Edge Cap (360° paint for free float)

**Infill Panels (with cutouts – flush fit)**

3" x 3"  4" x 4"  6" x 6"  8" x 8"  12" x 12"

OPEN PLENUM

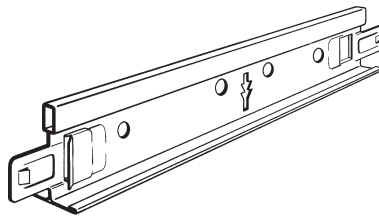
# Intaline™ Build-A-Ceiling



**BAFFLES**

See p. 66

Round Base – Steel (shown)  
V-Base – Aluminum



**SUSPENSION**

See p. 96

15/16" Grid (shown)



**ACCESSORIES**

See p. 114

Suspension Clips (shown)

**Standard Painted Colors  
(both baffle sides)**

01 White  
44 Satin Sliver  
08 Black

**Premium Painted Colors and Finishes  
(both baffle sides)**

21 Copper Metallic  
23 Sandstone  
379 Gloss White  
386 Gloss Black  
431 Whitewash  
520 Polar White  
401 Maple\*  
402 Oak\*  
403 Cherry\*  
404 Pumpkin Maple\*  
405 Karri\*  
521 Nickel  
524 Silver  
510 Morning Dew Metallic  
511 Autumn Metallic  
512 Moon Glow Metallic  
513 Sun Gold Metallic  
514 Harvest Metallic  
515 Sterling Metallic  
516 Flint Metallic  
517 Emerald Metallic

*Reflective Anodized Finishes  
(one baffle side only)*

14 Chromecoat  
16 Brasscoat  
371 Preferred Lacquer Mill  
509 Coppercoat

Other painted colors

\*Coordinating Solid Paint Colors to MetalWood® Finishes

**WoodScenes Painted Colors**

800 Lazy Maple  
801 Aged Teak  
802 Vintage Burlwood  
803 Burnished Cherry  
804 Sleek Cherry  
805 Weathered Oak

**Product Notes:**

Baffles are sold in full carton quantities.  
Standard baffle length is 12´.  
Special length baffles are available from 2´ to 16´.  
Custom color matching requires customer color sample or paint manufacturer and color number.  
When using 15/16" Grid suspension, V-Base and Round Base baffle spacing is variable.  
When using V-Base Carrier, V-Base baffle spacing is indexed to notching spacing on the carrier.  
Aluminum Round Base Reflective/Anodized – Finished one side only. Contact CMC Customer Service for price and availability.  
WoodScenes painted grain runs parallel to length of panel.

**Service:**

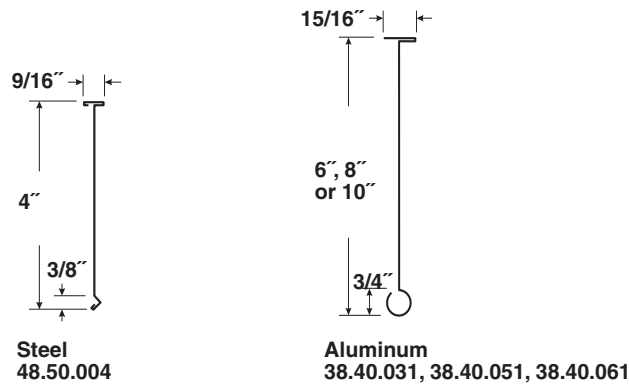
Service Level represents 0 – 4,999 sq. ft.

| Quantity        | Standard Painted Colors | Premium Painted Colors and Finishes | WoodScenes |
|-----------------|-------------------------|-------------------------------------|------------|
| 5,000 - 9,999   | 3                       | 6                                   | 6          |
| 10,000 - 29,999 | 4                       | 8                                   | 8          |

Custom color approval samples are available upon request - Service Level 2 weeks.  
Custom colors – Service Level begins after receipt of color approval.

**Colors:**

Aluminum Round Base Reflective/Anodized – Finished one side only. Contact CMC Customer Service for price and availability.



| Product Number                         | Length | Colors                      | Per Carton |        |        | Service Level |
|--|--------|-----------------------------|------------|--------|--------|---------------|
|  |        |                             | LF         | Pieces | Weight |               |
| <b>Steel Baffles</b>                   |        |                             |            |        |        |               |
| <b>4" V-Base Baffle – .020" Steel</b>  |        |                             |            |        |        |               |
| 48.50.004.xx                           | 12'    | Standard Colors             | 192        | 16     | 46     | 2             |
| 48.50.004.xxx                          | 12'    | Premium Colors and Finishes | 192        | 16     | 46     | 6             |
| 48.50.004.xxx                          | 12'    | WoodScenes                  | 192        | 16     | 46     | 6             |
| <b>Aluminum Baffles</b>                |        |                             |            |        |        |               |
| <b>6" Round Base – .032" Aluminum</b>  |        |                             |            |        |        |               |
| 38.40.031.xx                           | 12'    | Standard Colors             | 96         | 8      | 46     | 2             |
| 38.40.031.xxx                          | 12'    | Premium Colors and Finishes | 96         | 8      | 46     | 6             |
| 38.40.031.xxx                          | 12'    | WoodScenes                  | 96         | 8      | 46     | 6             |
| <b>8" Round Base – .032" Aluminum</b>  |        |                             |            |        |        |               |
| 38.40.051.xx                           | 12'    | Standard Colors             | 96         | 8      | 58     | 2             |
| 38.40.051.xxx                          | 12'    | Premium Colors and Finishes | 96         | 8      | 58     | 6             |
| 38.40.051.xxx                          | 12'    | WoodScenes                  | 96         | 8      | 58     | 6             |
| <b>10" Round Base – .032" Aluminum</b> |        |                             |            |        |        |               |
| 38.40.061.xx                           | 12'    | Standard Colors             | 96         | 8      | 68     | 2             |
| 38.40.061.xxx                          | 12'    | Premium Colors and Finishes | 96         | 8      | 68     | 6             |
| 38.40.061.xxx                          | 12'    | WoodScenes                  | 96         | 8      | 68     | 6             |

# ACTION REQUEST FORM

## Intaline™ Metal Baffle Open Plenum Ceiling ARF

Date \_\_\_\_\_  
 CMC Sales Rep \_\_\_\_\_  
 Phone \_\_\_\_\_  
 Architect \_\_\_\_\_  
 Contact \_\_\_\_\_  
 Phone \_\_\_\_\_  
 Contractor \_\_\_\_\_  
 Contact \_\_\_\_\_  
 Phone \_\_\_\_\_

**THIS IS A:**

List Price Quote Request Date Needed \_\_\_\_\_  
 Specs Attached  Plans Attached  
 Take-Off Request Date Needed \_\_\_\_\_

**ADDITIONAL INFORMATION NEEDED FROM TECH SERVICES:**

Engineering  Technical  Product Recommendation  
 Specify \_\_\_\_\_

Project Name \_\_\_\_\_

Location \_\_\_\_\_

Chicago Metallic is specified?  yes  no

Chicago Metallic is approved to bid?  yes  no

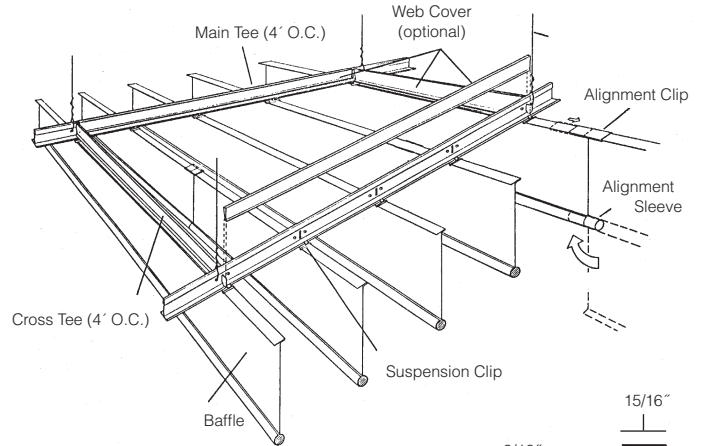
Requested Ship Date \_\_\_\_\_

Method of Shipment  Full Truck (prepaid)  
 Route Truck (per schedule)  
 LTL (billed to customer)

**NOTES:**

\_\_\_\_\_

**PRODUCT DETAILS:**



Size of Area \_\_\_\_\_ x \_\_\_\_\_

**Baffle (V- and Round Base)**

- 4" V – Steel
- 6" Round Aluminum
- 8" Round Aluminum
- 10" Round Aluminum

**Color**

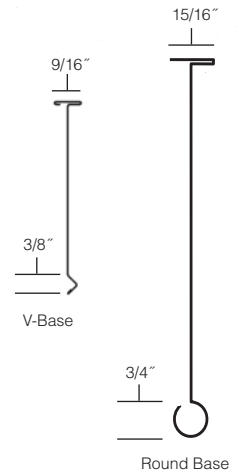
- Standard Painted Colors
- Premium Painted Colors \_\_\_\_\_
- WoodScenes™ Painted Colors

**Chicago Metallic Suspension System**

- 15/16" T-grid
- Other \_\_\_\_\_

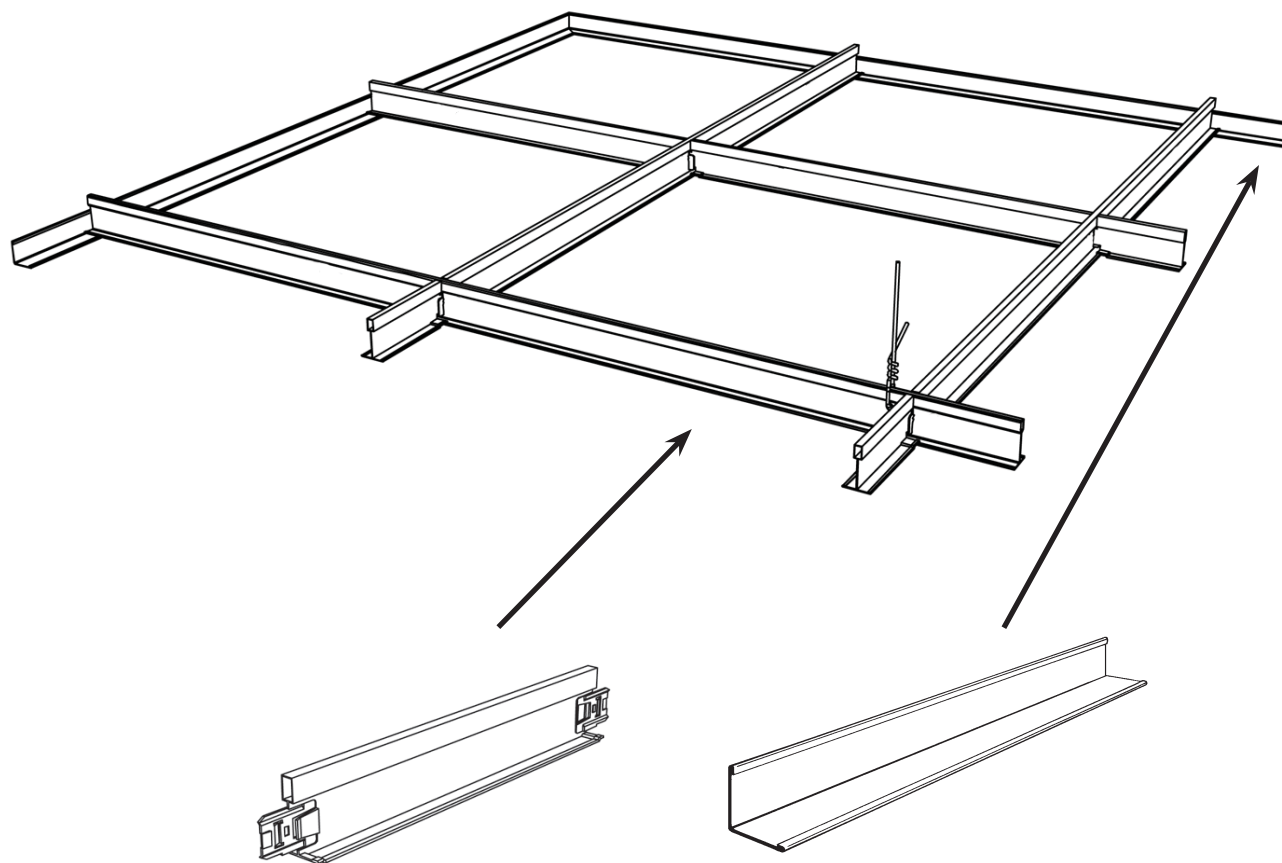
**Accessories**

- Web Covers:
- 48" (with hanger hole)
  - 48" (without hanger hole)



OPEN PLENUM

# CubeGrid™ Build-A-Ceiling



## SUSPENSION

See p. 71

Main and Cross Tees (shown)

## PERIMETER TREATMENTS

See p. 98

Wall Angle (shown)

**Standard Painted Colors (Body and Cap)**

01 White  
 08 Black  
 44 Satin Silver

**Premium Painted Colors and Finishes (Body and Cap)**

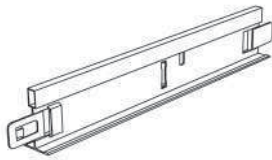
|                    |                          |                            |
|--------------------|--------------------------|----------------------------|
| 21 Copper Metallic | 521 Nickel               | Reflective Finishes        |
| 23 Sandstone       | 524 Silver               | (Cap Only/Body 08 Black)   |
| 379 Gloss White    | 510 Morning Dew Metallic | 371 Preferred Lacquer Mill |
| 386 Gloss Black    | 511 Autumn Metallic      |                            |
| 431 Whitewash      | 512 Moon Glow Metallic   | Anodized Finishes          |
| 520 Polar White    | 513 Sun Gold Metallic    | (Cap Only/Body 08 Black)   |
|                    | 514 Harvest Metallic     | 14 Chromecoat              |
|                    | 515 Sterling Metallic    | 16 Brasscoat               |
|                    | 516 Flint Metallic       | 509 Coppercoat             |
|                    | 517 Emerald Metallic     |                            |
|                    |                          | Other painted colors       |

**Service:**

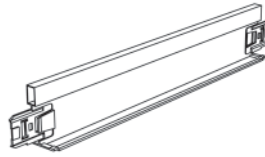
Service Level represents 1 - 19,999 LF.

| Quantity        | Standard Colors | Premium Colors and Finishes |
|-----------------|-----------------|-----------------------------|
| 20,000 - 39,999 | 4               | 6                           |
| 40,000+         | 6               | 8                           |

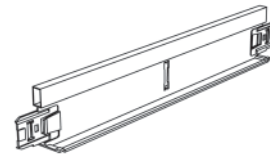
Custom color approval samples are available upon request. Service Level 2 weeks.  
 Custom colors – Service Level begins after receipt of color approval.



Main Tee  
C1800 - C1811



Cross Tee  
C1802



Cross Tee  
C1804

| Product Number | Cap Finish | Body Finish* | Packaging |      |        |        | Service Level |
|----------------|------------|--------------|-----------|------|--------|--------|---------------|
|                |            |              | Length    | Feet | Pieces | Weight |               |

**2' x 2' Module**

**Main Tee – 15/16" Face x 1-1/2" High (Intermediate Duty) – Slotting is 24" O.C.**

|              |                                      |          |     |     |    |    |   |
|--------------|--------------------------------------|----------|-----|-----|----|----|---|
| C1811KxxY/W  | Standard Painted Colors              | Matching | 12' | 300 | 25 | 73 | 2 |
| C1811KxxxY/B | Premium Painted Colors and Finishes* | Matching | 12' | 300 | 25 | 73 | 4 |

**Main Tee – 15/16" Face x 1-1/2" High (Heavy Duty) – Slotting is 24" O.C.**

|              |                                      |          |     |     |    |    |   |
|--------------|--------------------------------------|----------|-----|-----|----|----|---|
| C1800KxxY/W  | Standard Painted Colors              | Matching | 12' | 300 | 25 | 87 | 2 |
| C1800KxxxY/B | Premium Painted Colors and Finishes* | Matching | 12' | 300 | 25 | 87 | 4 |

**Cross Tees – Snap-In**

|              |                                      |          |    |     |    |    |   |
|--------------|--------------------------------------|----------|----|-----|----|----|---|
| C1802KxxY    | Standard Painted Colors              | Matching | 2' | 150 | 75 | 37 | 2 |
| C1802KxxxY/B | Premium Painted Colors and Finishes* | Matching | 2' | 150 | 75 | 37 | 4 |
| C1804KxxY    | Standard Painted Colors              | Matching | 4' | 200 | 50 | 49 | 2 |
| C1804KxxxY/B | Premium Painted Colors and Finishes* | Matching | 4' | 200 | 50 | 49 | 4 |

**4' x 4' Module**

**Main Tee – 15/16" Face x 1-1/2" High (Intermediate Duty) – Slotting is 48" O.C.**

|              |                                      |          |     |     |    |    |   |
|--------------|--------------------------------------|----------|-----|-----|----|----|---|
| C1811MxxY    | Standard Painted Colors              | Matching | 12' | 300 | 25 | 73 | 2 |
| C1811MxxxY/B | Premium Painted Colors and Finishes* | Matching | 12' | 300 | 25 | 73 | 4 |

**Main Tee – 15/16" Face x 1-1/2" High (Heavy Duty) – Slotting is 48" O.C.**

|              |                                      |          |     |     |    |    |   |
|--------------|--------------------------------------|----------|-----|-----|----|----|---|
| C1800MxxY/W  | Standard Painted Colors              | Matching | 12' | 300 | 25 | 73 | 2 |
| C1800MxxxY/B | Premium Painted Colors and Finishes* | Matching | 12' | 300 | 25 | 73 | 4 |

**Cross Tees – Snap-In**

|              |                                      |          |    |     |    |    |   |
|--------------|--------------------------------------|----------|----|-----|----|----|---|
| C1804MxxY    | Standard Painted Colors              | Matching | 4' | 200 | 50 | 49 | 2 |
| C1804MxxxY/B | Premium Painted Colors and Finishes* | Matching | 4' | 200 | 50 | 49 | 4 |

\*Body finish for Reflective/Anodized finishes will be Black

# ACTION REQUEST FORM

## CubeGrid™ Open Plenum 15/16" Grid Metal Ceiling ARF

Date \_\_\_\_\_  
 CMC Sales Rep \_\_\_\_\_  
 Phone \_\_\_\_\_  
 Architect \_\_\_\_\_  
 Contact \_\_\_\_\_  
 Phone \_\_\_\_\_  
 Contractor \_\_\_\_\_  
 Contact \_\_\_\_\_  
 Phone \_\_\_\_\_

**THIS IS A:**

List Price Quote Request Date Needed \_\_\_\_\_  
 Specs Attached  Plans Attached  
 Take-Off Request Date Needed \_\_\_\_\_

**ADDITIONAL INFORMATION NEEDED FROM TECH SERVICES:**

Engineering  Technical  Product Recommendation  
 Specify \_\_\_\_\_

Project Name \_\_\_\_\_

Location \_\_\_\_\_

Chicago Metallic is specified?  yes  no

Chicago Metallic is approved to bid?  yes  no

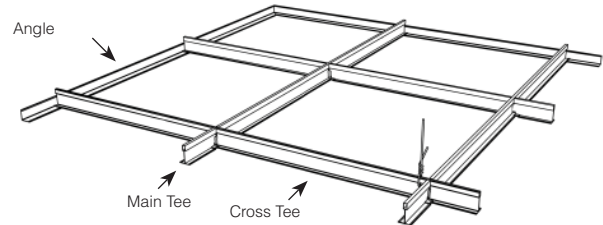
Requested Ship Date \_\_\_\_\_

Method of Shipment  Full Truck (prepaid)  
 Route Truck (per schedule)  
 LTL (billed to customer)

**NOTES:**

\_\_\_\_\_

**PRODUCT DETAILS:**



Size of Area \_\_\_\_\_ x \_\_\_\_\_

**Cap:**

**Colors**

Standard Painted Colors  
 Premium Painted Colors and Finishes \_\_\_\_\_

**Reflective Finishes**

14 Chromecoat Anodized  16 Brasscoat Anodized  
 509 Coppercoat Anodized

**Web:**

**Colors**

Standard Painted Colors  
 Premium Painted Colors \_\_\_\_\_

**Module Sizes**

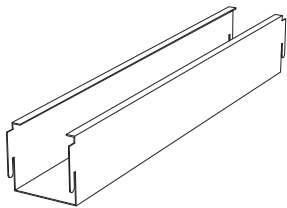
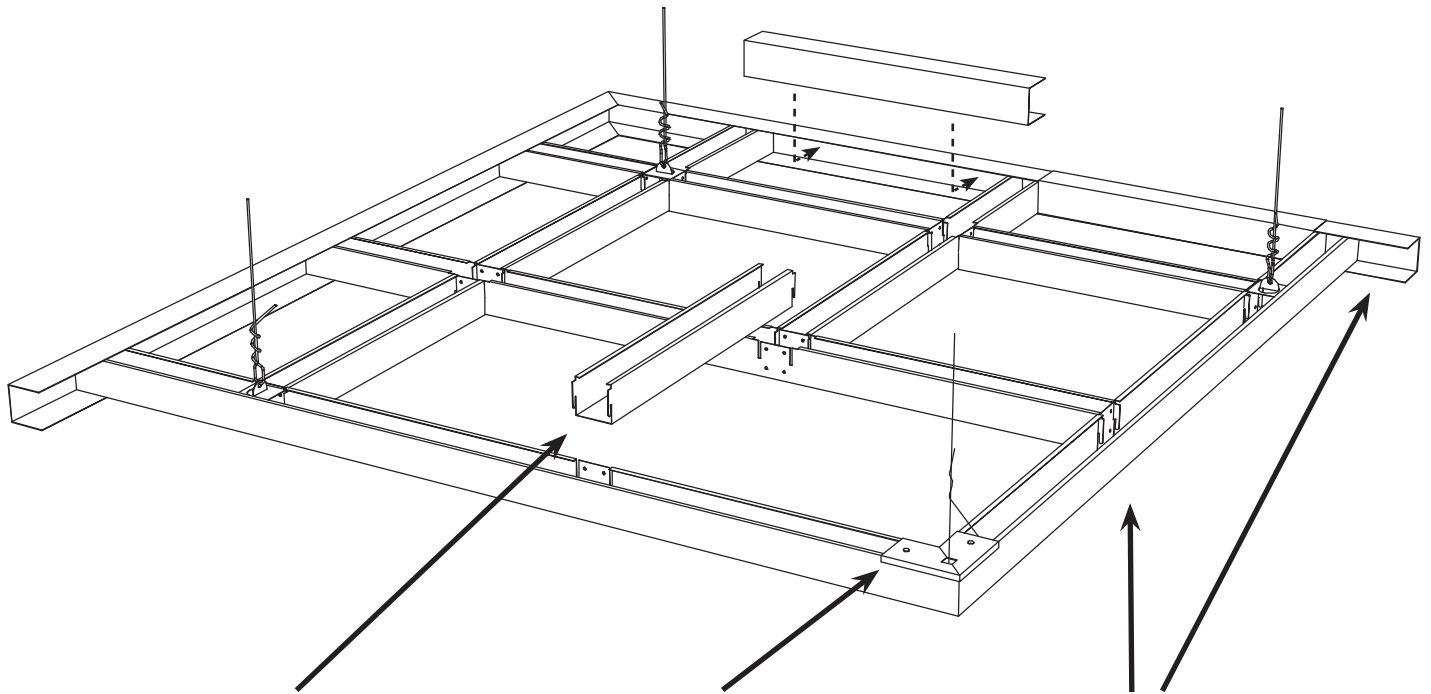
2' x 2'  4' x 4'

**Wall Angles (W x H)**

1" x 2"  15/16" x 15/16"

OPEN PLENUM

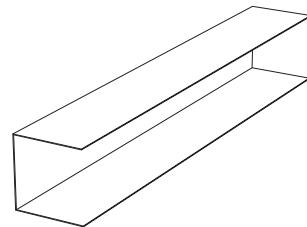
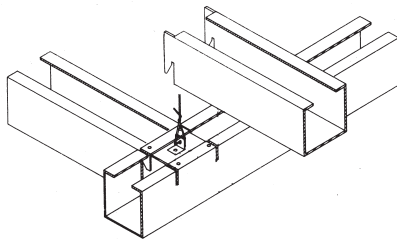
# BeamGrid™ Build-A-Ceiling



## BEAMS

See p. 74

Main and Cross Beams (shown)



## PERIMETER TREATMENTS and ACCESSORIES

See pgs. 98 and 101

Perimeter Beam (shown)

Wall Channel (shown)

**Premium Painted Colors and Finishes**

|                    |                          |                          |
|--------------------|--------------------------|--------------------------|
| 379 Gloss White    | 521 Nickel               | <i>Anodized Finishes</i> |
| 386 Gloss Black    | 524 Silver               | 14 Chromecoat            |
| 21 Copper Metallic | 510 Morning Dew Metallic | 16 Brasscoat             |
| 23 Sandstone       | 511 Autumn Metallic      | 509 Coppercoat           |
| 431 Whitewash      | 512 Moon Glow Metallic   | 504 Satin Anodized       |
| 520 Polar White    | 513 Sun Gold Metallic    |                          |
|                    | 514 Harvest Metallic     | Other painted colors     |
|                    | 515 Sterling Metallic    |                          |
|                    | 516 Flint Metallic       |                          |
|                    | 517 Emerald Metallic     |                          |

**WoodScenes Painted Colors**

- 800 Lazy Maple
- 801 Aged Teak
- 802 Vintage Burlwood
- 803 Burnished Cherry
- 804 Sleek Cherry
- 805 Weathered Oak

**Product Notes:**

BeamGrid is priced on a per project basis.  
 For project quotation, provide Customer Service with plans, specifications, details, sizes, finishes and quantities.  
 Approval drawings are required for all BeamGrid projects.  
 Standard installation details are included with all orders.  
 Custom color matching requires customer color sample or paint manufacturer and color number.  
 Components may include strippable protective film.

**Service:**

BeamGrid Service Levels are determined on a per project basis.  
 Service Levels provided with job quotations are estimated.  
 Actual Service Levels to be confirmed at time of order acceptance.  
 Service Level begins after receipt of shop drawing approval.  
 Custom color approval samples are available upon request. Service Level 2 weeks.  
 Custom colors – Service Level begins after receipt of color approval.

**System:**

BeamGrid is available in the following beam sizes:

| Standard (W x H) | Special Order (W x H) |
|------------------|-----------------------|
| 1" x 1"          | 1" x 5"               |
| 1" x 2"          | 2" x 6"               |
| 1" x 4"          | 2" x 8"               |
| 2" x 2"          | 3" x 6"               |
| 2" x 4"          | 3" x 12"              |
| 3" x 3"          | 5" x 5"               |
| 4" x 4"          | 6" x 6"               |

BeamGrid is available in the following standard module sizes:

|           |           |           |           |           |
|-----------|-----------|-----------|-----------|-----------|
| 12" x 12" | 16" x 16" | 24" x 24" | 36" x 36" | 48" x 48" |
|-----------|-----------|-----------|-----------|-----------|

BeamGrid is available in special module sizes. For quotation, provide requirements to CMC Customer Service.  
 Standard wall condition is double wall channel.

# ACTION REQUEST FORM

## BeamGrid™ Open Plenum Metal Ceiling ARF

Date \_\_\_\_\_  
 CMC Sales Rep \_\_\_\_\_  
 Phone \_\_\_\_\_  
 Architect \_\_\_\_\_  
 Contact \_\_\_\_\_  
 Phone \_\_\_\_\_  
 Contractor \_\_\_\_\_  
 Contact \_\_\_\_\_  
 Phone \_\_\_\_\_

**THIS IS A:**

List Price Quote Request Date Needed \_\_\_\_\_  
 Specs Attached  Plans Attached  
 Take-Off Request Date Needed \_\_\_\_\_

**ADDITIONAL INFORMATION NEEDED FROM TECH SERVICES:**

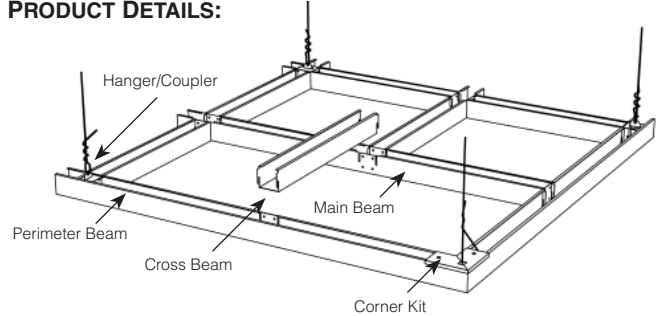
Engineering  Technical  Product Recommendation  
 Specify \_\_\_\_\_

Project Name \_\_\_\_\_  
 Location \_\_\_\_\_  
 Chicago Metallic is specified?  yes  no  
 Chicago Metallic is approved to bid?  yes  no  
 Requested Ship Date \_\_\_\_\_  
 Method of Shipment  Full Truck (prepaid)  
 Route Truck (per schedule)  
 LTL (billed to customer)

**NOTES:**

\_\_\_\_\_

**PRODUCT DETAILS:**



Size of Area \_\_\_\_\_ x \_\_\_\_\_

**Colors**

379 Gloss White  386 Gloss Black  
 Premium Painted Colors and Finishes \_\_\_\_\_

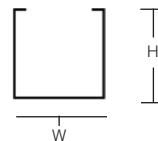
**Main Tees/Cross Tees/Perimeter Beams**

**Module Size:**

1' x 1'  2' x 4'  
 1' x 2'  3' x 3'  
 1' x 4'  4' x 4'  
 2' x 2'  Special Order \_\_\_\_\_

**Profiles (W x H)**

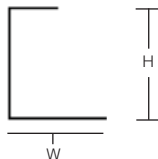
1" x 1"  2" x 4"  
 1" x 2"  3" x 3"  
 1" x 4"  4" x 4"  
 2" x 2"  Special Order \_\_\_\_\_



**Wall Channel (finished on both sides):**

**Profiles (W x H)**

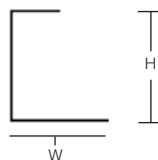
1" x 1"  2" x 4"  
 1" x 2"  3" x 3"  
 1" x 4"  4" x 4"  
 2" x 2"  Special Order \_\_\_\_\_



**Wall Channel – Double (for field creating of perimeter beam):**

**Profiles (W x H)**

1" x 1"  2" x 4"  
 1" x 2"  3" x 3"  
 1" x 4"  4" x 4"  
 2" x 2"  Special Order \_\_\_\_\_

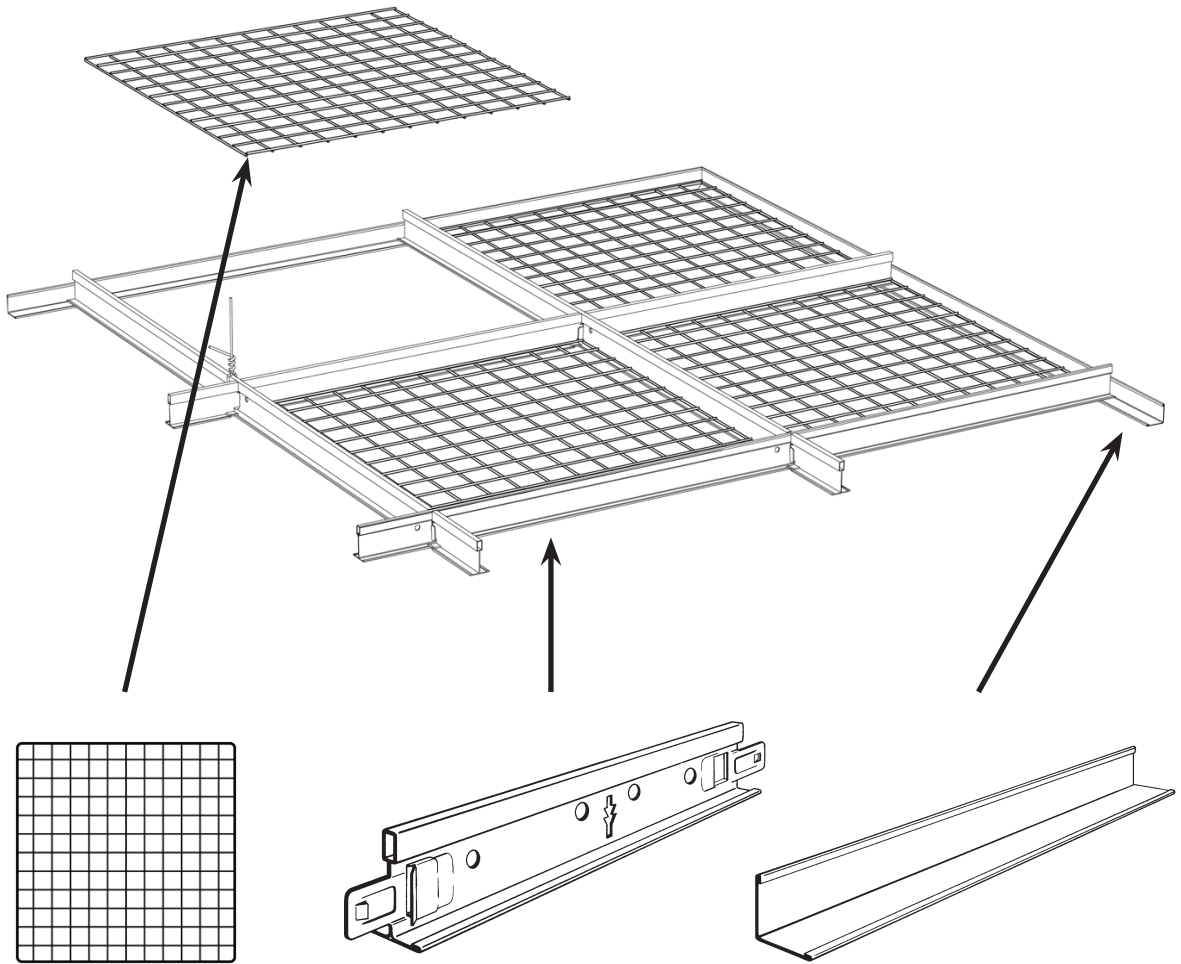


**Accessories:**

Hanger/Coupler: For selected beam profile.  
 Corner Kit: For selected beam profile (includes coupling pieces and mitering).

OPEN PLENUM

# GraphGrid™ Build-A-Ceiling



**PANELS**

See p. 77

Wire Lay-in (shown)

**SUSPENSION**

See p. 71

9/16" Grid  
15/16" Grid (shown)  
1-3/8" Grid

**PERIMETER TREATMENTS**

See p. 98

Wall Angle (shown)

**Standard Painted Colors**

01 White  
 08 Black  
 44 Silver Satin

**Premium Painted Colors and Finishes**

21 Copper Metallic  
 23 Sandstone  
 379 Gloss White  
 431 Whitewash  
 520 Polar White  
 521 Nickel  
 524 Silver  
 510 Morning Dew Metallic  
 511 Autumn Metallic  
 512 Moon Glow Metallic  
 513 Sun Gold Metallic  
 514 Harvest Metallic  
 515 Sterling Metallic  
 516 Flint Metallic  
 517 Emerald Metallic

*Reflective Finishes*

58 Bright Mirror  
 Other painted colors

**Product Notes:**


Custom color matching requires customer color sample or paint manufacturer and color number. CubeGrid™ suspension recommended.

**Service:**


Service level represents 0 – 999 sq. ft.

| Quantity      | Service Levels |                                     |
|---------------|----------------|-------------------------------------|
|               | 01 White       | Premium Painted Colors and Finishes |
| 1,000 - 4,999 | 4              | 6                                   |
| 5,000 - 9,000 | 6              | 8                                   |


Custom color approval samples are available upon request. Service Level 2 weeks.  
 Custom colors – Service Level begins after receipt of color approval.



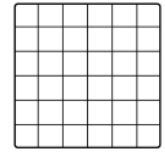
**1" x 1" Cell  
8901**



**2" x 2" Cell  
8902**



**3" x 3" Cell  
8903**



**4" x 4" Cell  
8904**

| Product Number                                    | Cell Size | Nominal Panel Size | Color                       | Packaging |        |        | Service Level |
|---|-----------|--------------------|-----------------------------|-----------|--------|--------|---------------|
|   |           |                    |                             | Sq. Ft.   | Pieces | Weight |               |
| <b>GraphGrid Panels – 15/16" and 9/16" T-Grid</b> |           |                    |                             |           |        |        |               |
| 8901.01/08/044                                    | 1" x 1"   | 2' x 2'            | Standard Colors             | 40        | 10     | 53     | 4*            |
| 8901.xx   | 1" x 1"   | 2' x 2'            | Premium Colors and Finishes | 40        | 10     | 53     | 5             |
| 8902.01/08/044                                    | 2" x 2"   | 2' x 2'            | Standard Colors             | 40        | 10     | 32     | 4*            |
| 8902.xx   | 2" x 2"   | 2' x 2'            | Premium Colors and Finishes | 40        | 10     | 32     | 5             |
| 8903.01/08/044                                    | 3" x 3"   | 2' x 2'            | Standard Colors             | 40        | 10     | 27     | 5             |
| 8903.xx   | 3" x 3"   | 2' x 2'            | Premium Colors and Finishes | 40        | 10     | 27     | 5             |
| 8904.01/08/044                                    | 4" x 4"   | 2' x 2'            | Standard Colors             | 40        | 10     | 22     | 5             |
| 8904.xx   | 4" x 4"   | 2' x 2'            | Premium Colors and Finishes | 40        | 10     | 22     | 5             |

Wire diameter – 0.117"

\*Service Level for 01 White is 4. Service Level for 08 Black and 044 Satin Silver is 5.

# ACTION REQUEST FORM

## GraphGrid™ Open Plenum Wire Ceiling Panel ARF

Date \_\_\_\_\_  
 CMC Sales Rep \_\_\_\_\_  
 Phone \_\_\_\_\_  
 Architect \_\_\_\_\_  
 Contact \_\_\_\_\_  
 Phone \_\_\_\_\_  
 Contractor \_\_\_\_\_  
 Contact \_\_\_\_\_  
 Phone \_\_\_\_\_

**THIS IS A:**

List Price Quote Request Date Needed \_\_\_\_\_  
 Specs Attached  Plans Attached  
 Take-Off Request Date Needed \_\_\_\_\_

**ADDITIONAL INFORMATION NEEDED FROM TECH SERVICES:**

Engineering  Technical  Product Recommendation  
 Specify \_\_\_\_\_

Project Name \_\_\_\_\_

Location \_\_\_\_\_

Chicago Metallic is specified?  yes  no

Chicago Metallic is approved to bid?  yes  no

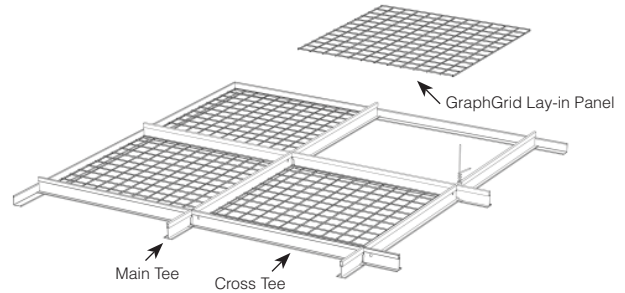
Requested Ship Date \_\_\_\_\_

Method of Shipment  Full Truck (prepaid)  
 Route Truck (per schedule)  
 LTL (billed to customer)

**NOTES:**

\_\_\_\_\_

**PRODUCT DETAILS:**



Size of Area \_\_\_\_\_ x \_\_\_\_\_

**Colors**

Standard Painted Colors  
 Premium Painted Colors and Finishes \_\_\_\_\_

**Reflective Finishes**

58 Bright Mirror

**Cell Sizes**

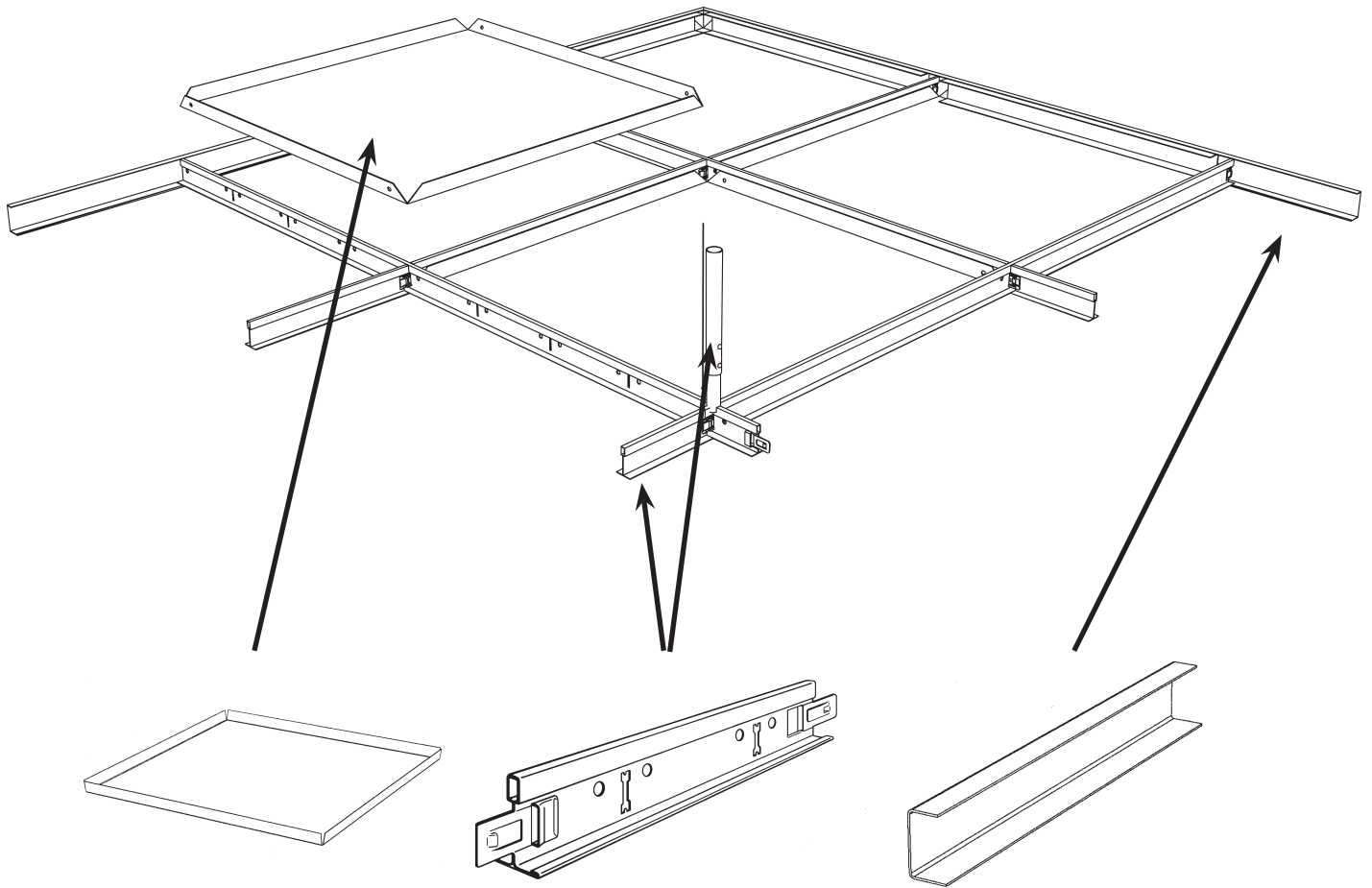
1" x 1"  2" x 2"  3" x 3"  3" x 3"

**Chicago Metallic Suspension System**

15/16" T-grid  
 9/16" T-grid  
 9/16" Slotted grid  
 1-3/8" T-grid  
 Infinity Perimeter Trim  
 Other \_\_\_\_\_

SECURITY

# Metaline™ Build-A-Ceiling



**PANELS**

See p. 81

Lock-in (shown)

**SUSPENSION**

See p. 97

15/16" Grid (shown)  
Compression Strut (shown)

**PERIMETER TREATMENTS and ACCESSORIES**

See pgs. 100 and 115

Wall Channel (shown)

**Standard Painted Colors**

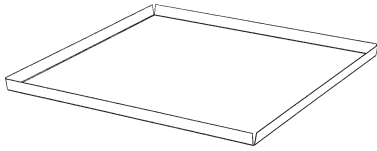
01 White

**Service:**

---

Service Level represents 1 - 4,999 sq.ft.

| Quantity        | Service Level |
|-----------------|---------------|
| 5,000 - 9,999   | 8             |
| 10,000 - 25,000 | 10            |



**Panels**  
52.35, 52.36, 52.31, 52.32

| Product Number | Panel Size | Description | Per Carton |        |        | Service Level |
|----------------|------------|-------------|------------|--------|--------|---------------|
|                |            |             | Sq. Ft.    | Pieces | Weight |               |

**Panels**

**18 ga. Steel**

|               |         |                         |    |   |    |   |
|---------------|---------|-------------------------|----|---|----|---|
| 52.35.121.001 | 1' x 2' | Solid Panel             | 10 | 5 | 23 | 5 |
| 52.35.122.001 | 1' x 2' | Perforated Panel        | 10 | 5 | 21 | 5 |
| 52.35.141.001 | 1' x 4' | Solid Panel             | 20 | 5 | 45 | 5 |
| 52.35.142.001 | 1' x 4' | Perforated Panel        | 20 | 5 | 42 | 5 |
| 52.35.221.001 | 2' x 2' | Solid Panel             | 20 | 5 | 45 | 5 |
| 52.35.222.001 | 2' x 2' | Perforated Panel        | 20 | 5 | 42 | 5 |
| 52.35.241.001 | 2' x 4' | Solid Panel             | 40 | 5 | 90 | 5 |
| 52.35.242.001 | 2' x 4' | Perforated Panel        | 40 | 5 | 85 | 5 |
| 52.36.221.001 | 2' x 2' | Solid Access Panel      | 20 | 5 | 45 | 5 |
| 52.36.222.001 | 2' x 2' | Perforated Access Panel | 20 | 5 | 42 | 5 |
| 52.36.225.001 | 2' x 4' | Solid Access Panel      | 40 | 5 | 90 | 5 |
| 52.36.227.001 | 2' x 4' | Perforated Access Panel | 40 | 5 | 85 | 5 |

**20 ga. Steel**

|               |         |                         |    |   |    |   |
|---------------|---------|-------------------------|----|---|----|---|
| 52.35.123.001 | 1' x 2' | Solid Panel             | 10 | 5 | 18 | 5 |
| 52.35.124.001 | 1' x 2' | Perforated Panel        | 10 | 5 | 17 | 5 |
| 52.35.143.001 | 1' x 4' | Solid Panel             | 20 | 5 | 35 | 5 |
| 52.35.144.001 | 1' x 4' | Perforated Panel        | 20 | 5 | 33 | 5 |
| 52.35.223.001 | 2' x 2' | Solid Panel             | 20 | 5 | 35 | 5 |
| 52.35.224.001 | 2' x 2' | Perforated Panel        | 20 | 5 | 33 | 5 |
| 52.35.243.001 | 2' x 4' | Solid Panel             | 40 | 5 | 70 | 5 |
| 52.35.244.001 | 2' x 4' | Perforated Panel        | 40 | 5 | 66 | 5 |
| 52.36.223.001 | 2' x 2' | Solid Access Panel      | 20 | 5 | 35 | 5 |
| 52.36.224.001 | 2' x 2' | Perforated Access Panel | 20 | 5 | 33 | 5 |
| 52.36.226.001 | 2' x 4' | Solid Access Panel      | 40 | 5 | 70 | 5 |
| 52.36.228.001 | 2' x 4' | Perforated Access Panel | 40 | 5 | 66 | 5 |

**0.040" Aluminum**

|               |         |                         |    |   |    |   |
|---------------|---------|-------------------------|----|---|----|---|
| 52.31.121.001 | 1' x 2' | Solid Panel             | 10 | 5 | 6  | 5 |
| 52.31.122.001 | 1' x 2' | Perforated Panel        | 10 | 5 | 5  | 5 |
| 52.31.141.001 | 1' x 4' | Solid Panel             | 20 | 5 | 24 | 5 |
| 52.31.142.001 | 1' x 4' | Perforated Panel        | 20 | 5 | 22 | 5 |
| 52.31.221.001 | 2' x 2' | Solid Panel             | 20 | 5 | 12 | 5 |
| 52.31.222.001 | 2' x 2' | Perforated Panel        | 20 | 5 | 11 | 5 |
| 52.31.241.001 | 2' x 4' | Solid Panel             | 40 | 5 | 24 | 5 |
| 52.31.242.001 | 2' x 4' | Perforated Panel        | 40 | 5 | 22 | 5 |
| 52.32.221.001 | 2' x 2' | Solid Access Panel      | 20 | 5 | 12 | 5 |
| 52.32.222.001 | 2' x 2' | Perforated Access Panel | 20 | 5 | 11 | 5 |
| 52.32.227.001 | 2' x 4' | Solid Access Panel      | 40 | 5 | 24 | 5 |
| 52.32.228.001 | 2' x 4' | Perforated Access Panel | 40 | 5 | 22 | 5 |

# ACTION REQUEST FORM

## Metaline™ Lock-In Security Ceiling ARF

Date \_\_\_\_\_  
 CMC Sales Rep \_\_\_\_\_  
 Phone \_\_\_\_\_  
 Architect \_\_\_\_\_  
 Contact \_\_\_\_\_  
 Phone \_\_\_\_\_  
 Contractor \_\_\_\_\_  
 Contact \_\_\_\_\_  
 Phone \_\_\_\_\_

**THIS IS A:**

List Price Quote Request    Date Needed \_\_\_\_\_  
 Specs Attached       Plans Attached  
 Take-Off Request    Date Needed \_\_\_\_\_

**ADDITIONAL INFORMATION NEEDED FROM TECH SERVICES:**

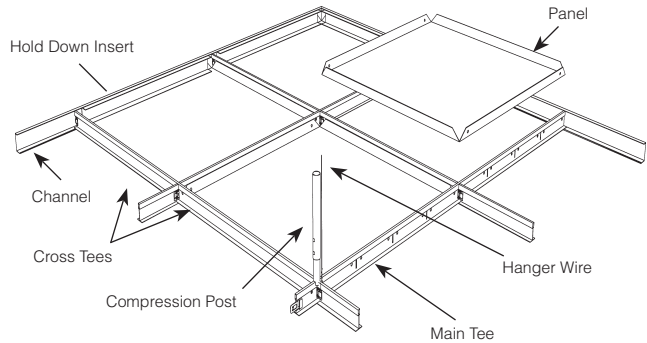
Engineering     Technical     Product Recommendation  
 Specify \_\_\_\_\_

Project Name \_\_\_\_\_  
 Location \_\_\_\_\_  
 Chicago Metallic is specified?     yes     no  
 Chicago Metallic is approved to bid?     yes     no  
 Requested Ship Date \_\_\_\_\_  
 Method of Shipment     Full Truck (prepaid)  
                                    Route Truck (per schedule)  
                                    LTL (billed to customer)

**NOTES:**

\_\_\_\_\_

**PRODUCT DETAILS:**



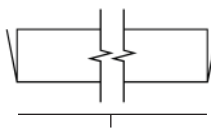
Size of Area \_\_\_\_\_ x \_\_\_\_\_

**Color/Finish**

01 White                                     Stainless Steel 600 2B

**Panel**

|                                 |                                 |
|---------------------------------|---------------------------------|
| Steel                           | Aluminum                        |
| <input type="checkbox"/> 20 ga. | <input type="checkbox"/> 0.040" |
| <input type="checkbox"/> 18 ga. |                                 |



|                                  |                                     |
|----------------------------------|-------------------------------------|
| Size                             | Surface                             |
| <input type="checkbox"/> 1' x 2' | <input type="checkbox"/> Solid      |
| <input type="checkbox"/> 2' x 2' | <input type="checkbox"/> Perforated |
| <input type="checkbox"/> 2' x 4' | (Pattern M)                         |

**Access Panel**

|                                  |                                     |
|----------------------------------|-------------------------------------|
| Size                             | Surface                             |
| <input type="checkbox"/> 2' x 2' | <input type="checkbox"/> Solid      |
| <input type="checkbox"/> 2' x 4' | <input type="checkbox"/> Perforated |
|                                  | (Pattern M)                         |

**Chicago Metallic Suspension System**

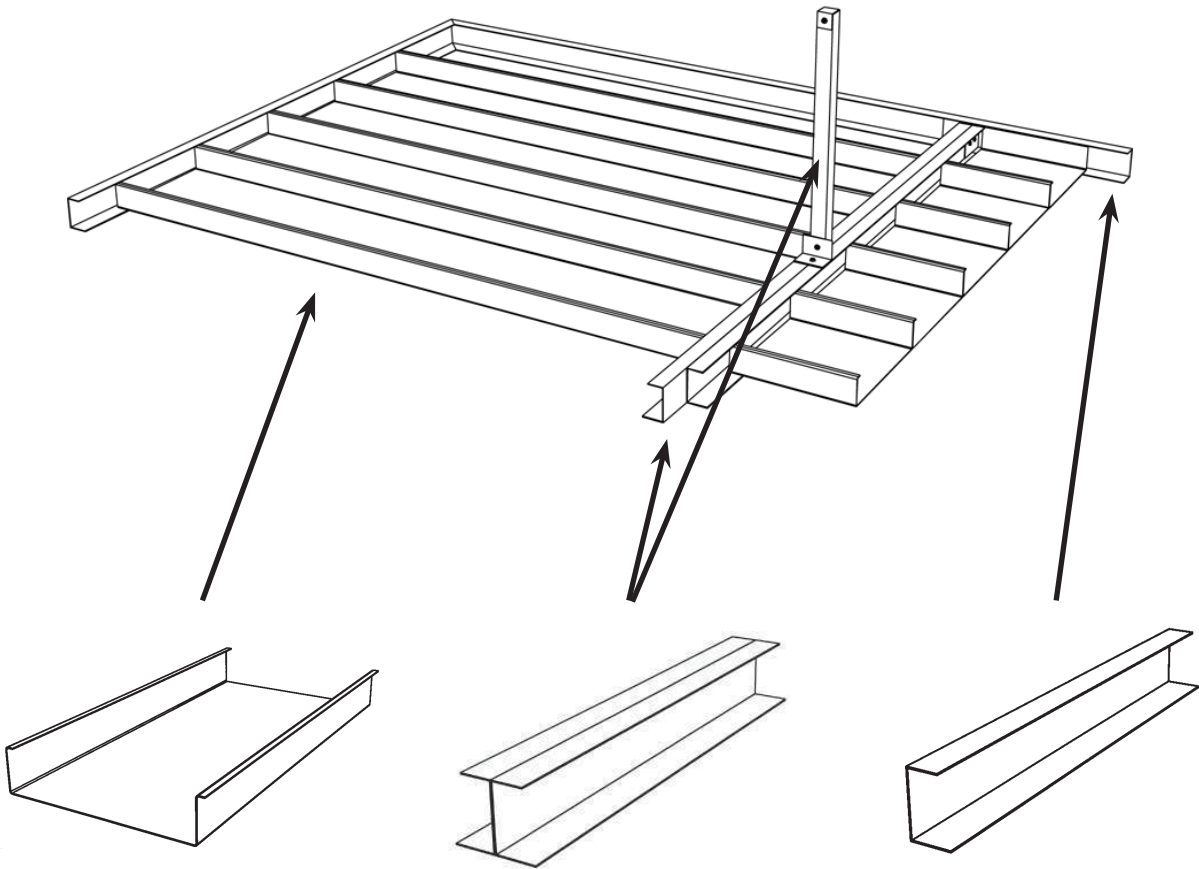
15/16" T-grid  
 Other \_\_\_\_\_

**Accessories:**

Wall Channel (18 ga. Steel)  
 Compression Struts  
 Hold Down Inserts for Wall Channel and Midspan Support  
 Poly-Wrapped Acoustical Pads  
 1" x 2"       2" x 2"       2" x 4"

SECURITY

# Securline® Build-A-Ceiling



## **PANELS**

See p. 85

Ceiling/Wall (shown)

## **SUSPENSION**

See p. 100

Midspan Support Channel  
Assembly (shown)  
Compression Strut (shown)

## **PERIMETER TREATMENTS and ACCESSORIES**

See pgs. 100 and 115

Midspan Support/Perimeter  
Channel (shown)

**Product Notes:**

Channels for midspan support to be secured back-to-back on-site.  
 Standard panel length is 10'.  
 Panels are available in lengths less than 10', in even foot increments.  
 Wall panels are available. Consult CMC Customer Service.

**Adders:**

Panel lengths less than 10' add the following to (List) price:

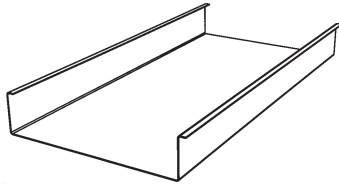
| Panel Length   | Additional Cost/LF |
|----------------|--------------------|
| 9'             | 0.28               |
| 8'             | 0.55               |
| 7'             | 0.83               |
| 6'             | 1.39               |
| 5', 4', 3', 2' | 1.66               |

**Service:**

Service Level represents 1 - 4,999 sq.ft.

| Quantity        | Service Level |
|-----------------|---------------|
| 5,000 - 9,999   | 8             |
| 10,000 - 25,000 | 10            |

Colors other than white – Add 2 weeks to Service Level.



**Panels**  
52.16, 52.15, 52.14, 52.13, 52.12, 52.11

| Product Number         | Dimensions |        |      | Description    | Packaging |        |        | Service Level |
|------------------------|------------|--------|------|----------------|-----------|--------|--------|---------------|
|                        | Length     | Height | Face |                | Feet      | Pieces | Weight |               |
| <b>Panels</b>          |            |        |      |                |           |        |        |               |
| <b>12 ga. Steel</b>    |            |        |      |                |           |        |        |               |
| 52.16.003.001          | 10'        | 3 1/2" | 12"  | Non-Perforated | Per Order |        |        | 5             |
| 52.16.001.001          | 10'        | 3 1/2" | 12"  | Perforated     | Per Order |        |        | 5             |
| <b>14 ga. Steel</b>    |            |        |      |                |           |        |        |               |
| 52.15.003.001          | 10'        | 3 1/2" | 12"  | Non-Perforated | Per Order |        |        | 5             |
| 52.15.001.001          | 10'        | 3 1/2" | 12"  | Perforated     | Per Order |        |        | 5             |
| <b>16 ga. Steel</b>    |            |        |      |                |           |        |        |               |
| 52.14.003.001          | 10'        | 3 1/2" | 12"  | Non-Perforated | Per Order |        |        | 5             |
| 52.14.001.001          | 10'        | 3 1/2" | 12"  | Perforated     | Per Order |        |        | 5             |
| <b>18 ga. Steel</b>    |            |        |      |                |           |        |        |               |
| 52.13.003.001          | 10'        | 3 1/2" | 12"  | Non-Perforated | Per Order |        |        | 5             |
| 52.13.001.001          | 10'        | 3 1/2" | 12"  | Perforated     | Per Order |        |        | 5             |
| <b>20 ga. Steel</b>    |            |        |      |                |           |        |        |               |
| 52.12.003.001          | 10'        | 3 1/2" | 12"  | Non-Perforated | Per Order |        |        | 5             |
| 52.12.001.001          | 10'        | 3 1/2" | 12"  | Perforated     | Per Order |        |        | 5             |
| <b>0.040" Aluminum</b> |            |        |      |                |           |        |        |               |
| 52.11.003.001          | 10'        | 3 1/2" | 12"  | Non-Perforated | Per Order |        |        | 5             |
| 52.11.001.001          | 10'        | 3 1/2" | 12"  | Perforated     | Per Order |        |        | 5             |




# APPENDIX

- Perforation Patterns . . . . .89
- Suspension. . . . .91
- Perimeter Treatments . . . . .98
- Accessories . . . . .101
- Index. . . . .117

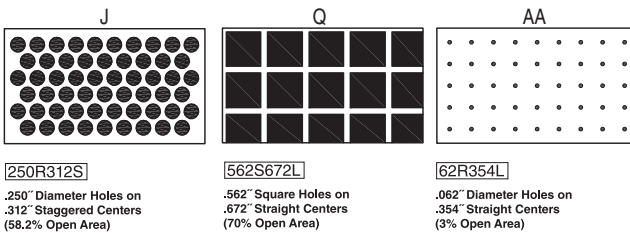
# STANDARD AND PREMIUM PERFORATION PATTERNS

## Standard Perforation Patterns



|          | Perforation Key | Hole Size | Hole Type | Spacing | Pattern           | % Open Area |
|----------|-----------------|-----------|-----------|---------|-------------------|-------------|
| <b>D</b> | 98R216L         | 0.098"    | Round     | 0.216"  | Lineal (Straight) | 16%         |
| <b>E</b> | 71R138D         | 0.071"    | Round     | 0.138"  | Diagonal (45°)    | 21%         |
| <b>R</b> | 250S750L        | 0.250"    | Square    | 0.750"  | Lineal (Straight) | 11%         |
| <b>V</b> | 62R250D         | 0.062"    | Round     | 0.250"  | Diagonal (45°)    | 5%          |

## Premium Perforation Patterns

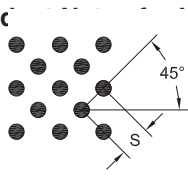


|           | Perforation Key | Hole Size | Hole Type | Spacing | Pattern           | % Open Area |
|-----------|-----------------|-----------|-----------|---------|-------------------|-------------|
| <b>J</b>  | 250R312S        | 0.250"    | Round     | 0.312"  | Staggered (60°)   | 58%         |
| <b>Q</b>  | 562S672L        | 0.562"    | Square    | 0.672"  | Lineal (Straight) | 70%         |
| <b>AA</b> | 62R354L         | 0.062"    | Round     | 0.354"  | Lineal (Straight) | 3%          |

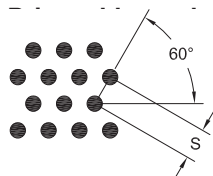
# SPECIAL PERFORATION PATTERNS

## Special Perforation Patterns

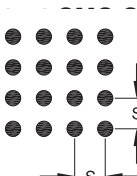
(See Proc



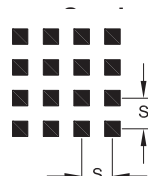
Typical Drawing of Diagonal Round Hole Pattern



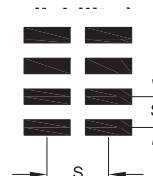
Typical Drawing of Staggered Round Hole Pattern



Typical Drawing of Lineal Round Hole Pattern



Typical Drawing of Lineal Square Hole Pattern



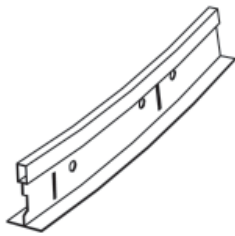
Typical Drawing of Lineal Slot Hole Pattern

|           | Perforation Key    | Hole Size     | Hole Type | Spacing         | Pattern           | % Open Area |
|-----------|--------------------|---------------|-----------|-----------------|-------------------|-------------|
| <b>B</b>  | 60R169L            | 0.060"        | Round     | 0.120"          | Lineal (Straight) | 10%         |
| <b>C</b>  | Custom Perforation | Per Order     | Per Order | Per Order       | Per Order         | Per Order   |
| <b>F</b>  | 71R195L            | 0.071"        | Round     | 0.195"          | Lineal (Straight) | 10%         |
| <b>G</b>  | 125R250L           | 0.125"        | Round     | 0.250"          | Lineal (Straight) | 20%         |
| <b>H</b>  | 125R354D           | 0.125"        | Round     | 0.354"          | Diagonal (45°)    | 10%         |
| <b>I</b>  | 188R1000D          | 0.188"        | Round     | 1.000"          | Diagonal (45°)    | 3%          |
| <b>K</b>  | 250R354D           | 0.25          | Round     | .354"           | Diagonal (45°)    | 39%         |
| <b>L</b>  | 250R500L           | 0.25          | Round     | 0.50"           | Lineal (Straight) | 19%         |
| <b>N</b>  | 250R750L           | 0.250"        | Round     | 0.750"          | Lineal (Straight) | 9%          |
| <b>O</b>  | 375S1125L          | 0.375"        | Square    | 1.125"          | Lineal (Straight) | 11%         |
| <b>P</b>  | 375R1125L          | 0.375"        | Round     | 1.125"          | Lineal (Straight) | 9%          |
| <b>W</b>  | 562R1312L          | 0.562"        | Round     | 1.312"          | Lineal (Straight) | 14%         |
| <b>Y</b>  | 562S1312L          | 0.562"        | Square    | 1.312"          | Lineal (Straight) | 18%         |
| <b>Z</b>  | 125R500L           | 0.125"        | Round     | 0.500"          | Lineal (Straight) | 5%          |
| <b>AB</b> | 125x1000X375L      | 0.125" x 1.0" | Rectangle | 0.375" x 1.250" | Lineal (Straight) | 27%         |
| <b>AC</b> | 125x1000X750L      | 0.125" x 1.0" | Rectangle | 0.750" x 1.250" | Lineal (Straight) | 13%         |
| <b>AD</b> | 125x1000X300L      | 0.125" x 1.0" | Rectangle | 0.300" x 1.188" | Lineal (Straight) | 35%         |
| <b>AE</b> | 125x1000X600L      | 0.125" x 1.0" | Rectangle | 0.600" x 1.188" | Lineal (Straight) | 18%         |
| <b>AF</b> | 375R974S           | 0.375"        | Round     | 0.974"          | Staggered (60°)   | 13%         |
| <b>AG</b> | 312R750D           | 0.312"        | Round     | 0.750"          | Diagonal (45°)    | 14%         |
| <b>AH</b> | 750S1250L          | 0.750"        | Square    | 1.250"          | Lineal (Straight) | 36%         |
| <b>AI</b> | 250R413S           | 0.250"        | Round     | 0.413"          | Staggered (60°)   | 28%         |

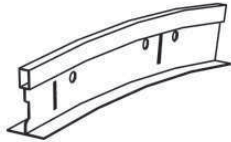
See Product Notes pages for pricing.

For Service Levels, consult CMC Customer Service.

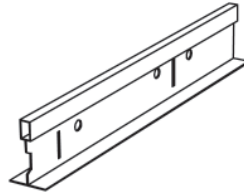
Custom perforations will be quoted on a per project basis. Provide requirements to CMC Customer Service.



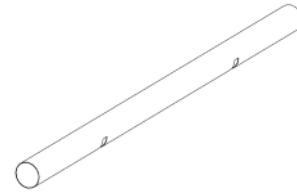
Main Tee (Convex)



Main Tee (Concave)



Main Tee (Straight)



Primary Carrier

| Product Number | Dimensions |        |      | Packaging | Service Level |
|----------------|------------|--------|------|-----------|---------------|
|                | Module     | Height | Face |           |               |

**CurvGrid One-Directional Suspension – Convex, Concave and Straight**

|               |           |        |        |           |   |
|---------------|-----------|--------|--------|-----------|---|
| 385.00.00.xxx | 24" x 72" | 1 1/2" | 15/16" | Per Order | 4 |
|---------------|-----------|--------|--------|-----------|---|

Includes CurvGrid Main Tees and Splice Plates.

**CurvGrid Two-Directional Suspension – Convex, Concave and Straight**

|               |           |        |        |           |   |
|---------------|-----------|--------|--------|-----------|---|
| 38x.xx.xx.xxx | 24" x 24" | 1 1/2" | 15/16" | Per Order | 4 |
|---------------|-----------|--------|--------|-----------|---|

Includes CurvGrid Main Tees, Cross Tees and Splice Plates. Primary Carrier recommended.

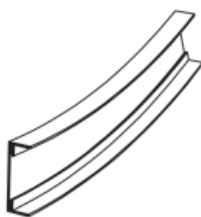
| Product Number | Dimensions |          | Packaging | Service Level |
|----------------|------------|----------|-----------|---------------|
|                | Length     | Diameter |           |               |

**CurvGrid Primary Carrier**

|             |           |        |           |   |
|-------------|-----------|--------|-----------|---|
| 481.024.008 | Per Order | 1 1/4" | Per Order | 4 |
|-------------|-----------|--------|-----------|---|

Use for One- and Two-Directional systems.

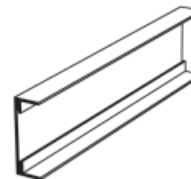
Includes Tube Carrier, Splice, Attachment and Hanger Clips. Price based on 24" CurvGrid spacing and 48" Primary Carrier spacing.



CurvTrim (Convex)



CurvTrim (Concave)



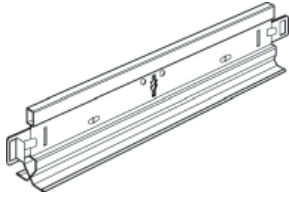
CurvTrim (Straight)

| Product Number | Dimensions |        |      | Packaging | Service Level |
|----------------|------------|--------|------|-----------|---------------|
|                | Length     | Height | Face |           |               |

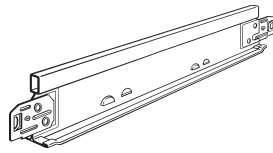
**CurvTrim One- or Two-Directional – Convex, Concave and Straight**

|               |           |        |      |           |   |
|---------------|-----------|--------|------|-----------|---|
| 29x.xx.xx.xxx | Per Order | 2 1/8" | 3/4" | Per Order | 4 |
|---------------|-----------|--------|------|-----------|---|

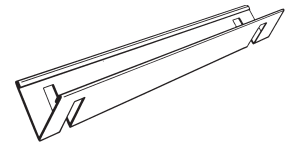
Includes CurvTrim and necessary Splice Plates and Grid Clips.



**Concealed Snap Bar Main Tee**  
MA010.500CH



**Spacer Tee**  
10.04.022UL.001, 10.01.229UL.001, 10.01.210.001, 10.01.206.001



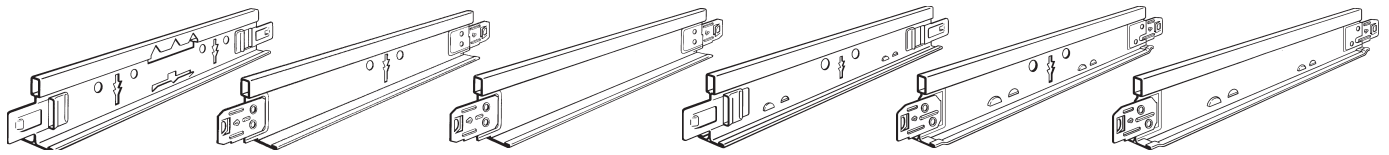
**Spacer Bar**

| Product Number                     | Dimensions |        |        | Per Carton |        |        | Service Level |
|------------------------------------|------------|--------|--------|------------|--------|--------|---------------|
|                                    | Length     | Height | Face   | Feet       | Pieces | Weight |               |
| <b>Concealed Snap Bar Main Tee</b> |            |        |        |            |        |        |               |
| MA010.500CH*†                      | 12'        | 2 1/8" | 15/16" | 180        | 15     | 74     | 0             |
| <b>Spacer Cross Tee</b>            |            |        |        |            |        |        |               |
| 10.04.022UL.001CH*                 | 2'         | 1 1/2" | 9/16"  | 200        | 100    | 35     | 0             |
| 10.01.229UL.001H*                  | 2'         | 1 1/2" | 15/16" | 150        | 75     | 28     | 0             |
| 10.01.210.001                      | 4'         | 1 1/2" | 15/16" | 200        | 50     | 38     | 0             |
| 10.01.206.001                      | 5'         | 1 1/2" | 15/16" | 250        | 50     | 61     | 0             |
| <b>Spacer Bar</b>                  |            |        |        |            |        |        |               |
| 10.00.826.000H†                    | 2'         | 1"     | 1"     | 80         | 40     | 15     | 0             |
| 10.00.828.000H**                   | 4'         | 1"     | 1"     | 160        | 40     | 29     | 0             |

\*Components labelled for UL 580 Class 30 system.

†Indicates Quick Ship Planostile item in 01 White.

\*\*Spacer Bar can be used with T-Bar Carrier for PlanarMacro and MacroPlus.



**Main Tee**  
10.00.250, 10.00.260

**Cross Tee**  
10.01.209

**Cross Tee**  
10.01.229

**Main Tee**  
10.04.000

**Cross Tee**  
10.04.014, 10.04.022

**Cross Tee**  
10.04.022

| Product Number | Dimensions |        |      | Colors | Weight per Piece | Service Level |
|----------------|------------|--------|------|--------|------------------|---------------|
|                | Length     | Height | Face |        |                  |               |

**15/16" Grid – Planostile and Traditions - Steel**

**Main Tee (Intermediate Duty)**

|                  |     |        |        |                             |   |   |
|------------------|-----|--------|--------|-----------------------------|---|---|
| 10.00.250.001H†* | 12' | 1 1/2" | 15/16" | Standard Colors             | 3 | 1 |
| 10.00.250.xxxH   | 12' | 1 1/2" | 15/16" | Premium Colors and Finishes | 3 | 4 |
| 10.00.250.xxxH   | 12' | 1 1/2" | 15/16" | WoodScenes                  | 3 | 6 |

**15/16" Grid – Planostile and Traditions**

**Main Tee (Heavy Duty)**

|                |     |        |        |                             |     |   |
|----------------|-----|--------|--------|-----------------------------|-----|---|
| 10.00.200.01H  | 12' | 1 1/2" | 15/16" | Standard Colors             | 3.6 | 1 |
| 10.00.200.xxxH | 12' | 1 1/2" | 15/16" | Premium Colors and Finishes | 3.6 | 4 |
| 10.00.200.xxxH | 12' | 1 1/2" | 15/16" | WoodScenes                  | 3.6 | 6 |

**Cross Tee – Stab-in/Butt Cut**

|                 |    |        |        |                             |     |   |
|-----------------|----|--------|--------|-----------------------------|-----|---|
| 10.01.209.xxxH† | 4' | 1 1/2" | 15/16" | Standard Colors             | 1   | 1 |
| 10.01.209.xxxH  | 4' | 1 1/2" | 15/16" | Premium Colors and Finishes | 1   | 4 |
| 10.01.209.xxxH  | 4' | 1 1/2" | 15/16" | WoodScenes                  | 1   | 6 |
| 10.01.229.xxxH† | 2' | 1 1/2" | 15/16" | Standard Colors             | 0.5 | 1 |
| 10.01.229.xxxH  | 2' | 1 1/2" | 15/16" | Premium Colors and Finishes | 0.5 | 4 |
| 10.01.229.xxxH  | 2' | 1 1/2" | 15/16" | WoodScenes                  | 0.5 | 6 |

**9/16" Grid – Planostile and Magna T-Cell - Steel**

**Main Tee (Intermediate Duty)**

|                  |     |        |       |                             |   |   |
|------------------|-----|--------|-------|-----------------------------|---|---|
| 10.04.000.xxxCH† | 12' | 1 1/2" | 9/16" | Standard Colors             | 3 | 3 |
| 10.04.000.xxxCH  | 12' | 1 1/2" | 9/16" | Premium Colors and Finishes | 3 | 4 |
| 10.04.000.xxxCH  | 12' | 1 1/2" | 9/16" | WoodScenes                  | 3 | 6 |

**9/16" Grid – Planostile and Magna T-Cell**

**Main Tee (Heavy Duty)**

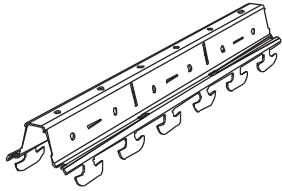
|                 |     |        |       |                             |     |   |
|-----------------|-----|--------|-------|-----------------------------|-----|---|
| 10.04.040.01CH  | 12' | 1 1/2" | 9/16" | Standard Colors             | 3.6 | 3 |
| 10.04.040.xxxCH | 12' | 1 1/2" | 9/16" | Premium Colors and Finishes | 3.6 | 4 |
| 10.04.040.xxxCH | 12' | 1 1/2" | 9/16" | WoodScenes                  | 3.6 | 6 |

**Cross Tee – Stab-in**

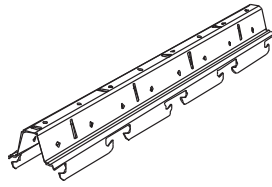
|                  |    |        |       |                             |     |   |
|------------------|----|--------|-------|-----------------------------|-----|---|
| 10.04.014.xxxCH† | 4' | 1 1/2" | 9/16" | Standard Colors             | 1   | 1 |
| 10.04.014.xxxCH  | 4' | 1 1/2" | 9/16" | Premium Colors and Finishes | 1   | 4 |
| 10.04.014.xxxCH  | 4' | 1 1/2" | 9/16" | WoodScenes                  | 1   | 6 |
| 10.04.022.xxxCH† | 2' | 1 1/2" | 9/16" | Standard Colors             | 0.5 | 1 |
| 10.04.022.xxxCH  | 2' | 1 1/2" | 9/16" | Premium Colors and Finishes | 0.5 | 4 |
| 10.04.022.xxxCH  | 2' | 1 1/2" | 9/16" | WoodScenes                  | 0.5 | 6 |

\*Available with Aluminum capping.

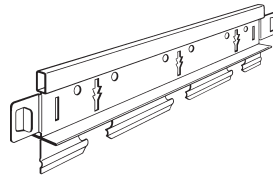
†Indicates Quick Ship Planostile item in 01 White.



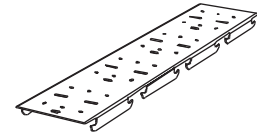
**Symmetrical Carrier**  
58.01.007



**Expansion Carrier**  
58.01.022



**T-Bar Carrier**  
1500.08C, 1501.08C

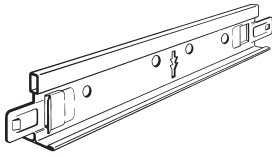


**Radius Carrier**  
58.01.008, 58.01.005

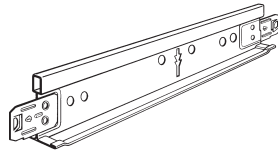
| Product Number  | Length | Description                                   | Per Carton |        |        | Service Level |
|-----------------|--------|---|------------|--------|--------|---------------|
|                 |        |   | Feet       | Pieces | Weight |               |
| <b>Carriers</b> |        |   |            |        |        |               |
| 58.01.007.008   | 12'    | Symmetrical Carrier – Aluminum*               | 240        | 20     | 47     | 0             |
| Per Order       | 12'    | Radius Symmetrical Carrier – Factory Curved** | Per Order  |        |        | 4             |
| 58.01.022.008   | 12'    | Expansion Carrier – 4 1/8" for 4" Panels      | 240        | 20     | 47     | 1             |
| 1500.08C        | 12'    | T-Bar Carrier for 4" & 8" Panels – Steel      | 144        | 12     | 23     | 1             |
| 1501.08C        | 12'    | T-Bar Carrier for 6" Panels – Steel           | 144        | 12     | 23     | 1             |
| 58.01.008.008   | 10'    | Radius Carrier – 2" for 6" Panels             | 150        | 15     | 40     | 1             |
| 58.01.005.008   | 10'    | Radius Carrier – 4" for 4" and 8" Panels      | 200        | 20     | 40     | 1             |

\* Symmetrical Carrier is required on all exterior applications.

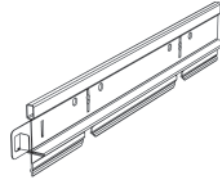
\*\* For Radius Symmetrical Carrier, specify radius at time of order. Curving available concave only.



**Main Tee  
C1811M**



**Cross Tee  
C1804M**



**Intaline Carrier  
48.40.100, 48.40.101**

| Product Number | Nominal Dimensions |        |      | Colors | Packaging |        |        | Service Level |
|----------------|--------------------|--------|------|--------|-----------|--------|--------|---------------|
|                | Length             | Height | Face |        | Feet      | Pieces | Weight |               |

**15/16" Grid**

**Main Tee (Intermediate Duty) – Slotting is 48" O.C.**

|            |     |        |        |                               |     |    |    |   |
|------------|-----|--------|--------|-------------------------------|-----|----|----|---|
| C1811M08B  | 12' | 1 1/2" | 15/16" | Web/Cap: 08 Black             | 300 | 25 | 73 | 2 |
| C1811MxxxY | 12' | 1 1/2" | 15/16" | Web/Cap: Premium/Other Colors | 300 | 25 | 73 | 4 |
| C1811MxxxY | 12' | 1 1/2" | 15/16" | WoodScenes                    | 300 | 25 | 73 | 6 |

**Cross Tee – Stab-in**

|            |    |        |        |                               |     |    |    |   |
|------------|----|--------|--------|-------------------------------|-----|----|----|---|
| C1804M08B  | 4' | 1 1/2" | 15/16" | Web/Cap: 08 Black             | 200 | 50 | 49 | 2 |
| C1804MxxxY | 4' | 1 1/2" | 15/16" | Web/Cap: Premium/Other Colors | 200 | 50 | 49 | 4 |
| C1804MxxxY | 4' | 1 1/2" | 15/16" | WoodScenes                    | 200 | 50 | 49 | 6 |

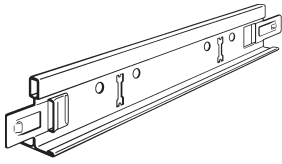
**Intaline Carrier for V-Base Baffle – Indexing**

|               |     |        |        |                 |    |    |   |  |
|---------------|-----|--------|--------|-----------------|----|----|---|--|
| 48.40.100.008 | 12' | 1 1/2" | 15/16" | Notched 4" O.C. | 12 | 23 | 4 |  |
| 48.40.101.008 | 12' | 1 1/2" | 15/16" | Notched 6" O.C. | 12 | 23 | 4 |  |

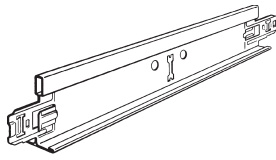
Use for V-Base Baffles. Notches space baffles. Baffles attached to carrier with attachment clip 48.40.005.008.

**Cross Tee for Intaline V-Base Baffle Indexing Carrier – Stab-in**

|            |    |        |        |                               |     |    |    |   |
|------------|----|--------|--------|-------------------------------|-----|----|----|---|
| C1210M08B  | 4' | 1 1/2" | 15/16" | Web/Cap: 08 Black             | 200 | 50 | 49 | 2 |
| C1210MxxxY | 4' | 1 1/2" | 15/16" | Web/Cap: Premium/Other Colors | 200 | 50 | 49 | 4 |
| C1210MxxxY | 4' | 1 1/2" | 15/16" | WoodScenes                    | 200 | 50 | 49 | 6 |



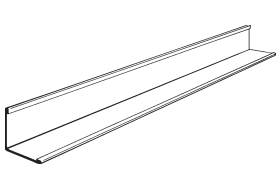
**Main Runner**  
55.39.112



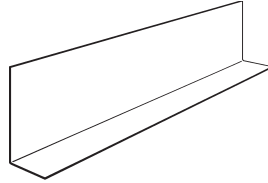
**Cross Tee**  
55.39.004, 55.39.002, 55.39.001

| Product Number                           | Dimensions |        |        | Feet | Per Carton |        | Service Level |
|--|------------|--------|--------|------|------------|--------|---------------|
|  | Length     | Height | Face   |      | Pieces     | Weight |               |
| <b>15/16" Grid</b>                       |            |        |        |      |            |        |               |
| <b>Metaline Main Runner – Heavy Duty</b> |            |        |        |      |            |        |               |
| 55.39.112.001H                           | 12'        | 1 1/2" | 15/16" | 300  | 25         | 90     | 2             |
| <b>Metaline Cross Tee</b>                |            |        |        |      |            |        |               |
| 55.39.004.001H                           | 4'         | 1 1/2" | 15/16" | 200  | 50         | 60     | 2             |
| 55.39.002.001H                           | 2'         | 1 1/2" | 15/16" | 150  | 75         | 45     | 2             |
| 55.39.001.001H                           | 1'         | 1 1/2" | 15/16" | 100  | 100        | 35     | 2             |

# PERIMETER TREATMENTS



**Wall Angle**  
38.90.124 - 10.01.428



**Wall Angle**  
C3209

| Traditions | Planostile | PlanarMacro/ MacroPlus | CubeGrid | Intaline | Magna T-Cell | Product Number | Dimensions |        |      | Description | Per Carton |        |        | Service Level |
|------------|------------|------------------------|----------|----------|--------------|----------------|------------|--------|------|-------------|------------|--------|--------|---------------|
|            |            |                        |          |          |              |                | Length     | Height | Face |             | Feet       | Pieces | Weight |               |

## Wall Angles

### Aluminum with Hemmed Edges

|  |   |   |   |   |  |               |     |      |        |                              |     |    |    |   |
|--|---|---|---|---|--|---------------|-----|------|--------|------------------------------|-----|----|----|---|
|  | x | x | x | x |  | 38.90.124.xxx | 12' | 3/4" | 15/16" | Standard Colors              | 120 | 10 | 10 | 2 |
|  | x | x | x | x |  | 38.90.124.xxx | 12' | 3/4" | 15/16" | Premium Colors and Finishes* | 120 | 10 | 10 | 4 |
|  |   | x |   |   |  | 38.90.124.xxx | 12' | 3/4" | 15/16" | MetalWood Finishes           | 120 | 10 | 10 | 3 |
|  | x | x |   | x |  | 38.90.124.xxx | 12' | 3/4" | 15/16" | WoodScenes Colors            | 120 | 10 | 10 | 6 |

### For Seismic Applications ( 1" x 2" with CMC 1496 clip)

|   |   |  |   |  |   |               |     |    |    |                           |     |    |    |   |
|---|---|--|---|--|---|---------------|-----|----|----|---------------------------|-----|----|----|---|
| x | x |  | x |  | x | 10.01.428.xxx | 12' | 1" | 2" | Standard Painted Colors   | 120 | 10 | 18 | 2 |
| x | x |  | x |  | x | 10.01.428.xxx | 12' | 1" | 2" | Premium Painted Colors    | 120 | 10 | 18 | 3 |
|   | x |  |   |  | x | 10.01.428.xxx | 12' | 1" | 2" | WoodScenes Painted Colors | 120 | 10 | 18 | 6 |

| Product Number | Dimensions |        |      | Description | Weight per Piece | Service Level |
|----------------|------------|--------|------|-------------|------------------|---------------|
|                | Length     | Height | Face |             |                  |               |

### Painted Both Sides

|  |  |  |   |   |   |           |     |    |    |                              |  |   |  |   |
|--|--|--|---|---|---|-----------|-----|----|----|------------------------------|--|---|--|---|
|  |  |  | x | x | x | C3209.xxx | 10' | 2" | 1" | Standard Colors              |  | 2 |  | 2 |
|  |  |  | x | x | x | C3209.xxx | 10' | 2" | 1" | Premium Colors and Finishes* |  | 2 |  | 4 |
|  |  |  | x |   | x | C3209.xxx | 10' | 2" | 1" | WoodScenes Colors            |  | 2 |  | 6 |

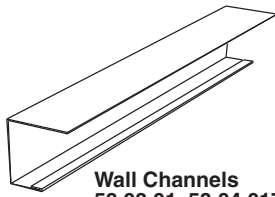
| Product Number | Dimensions |        |      | Description | Per Carton |        |        | Service Level |
|----------------|------------|--------|------|-------------|------------|--------|--------|---------------|
|                | Length     | Height | Face |             | LF         | Pieces | Weight |               |

### Wall Angle

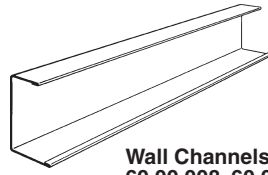
|   |  |  |  |  |  |                |     |      |        |                              |     |    |     |   |
|---|--|--|--|--|--|----------------|-----|------|--------|------------------------------|-----|----|-----|---|
| x |  |  |  |  |  | 10.01.409 xxxH | 12' | 3/4" | 15/16" | Standard Colors              | 120 | 10 | 1.8 | 1 |
| x |  |  |  |  |  | 10.01.409 xxxH | 12' | 3/4" | 15/16" | Premium Colors and Finishes* | 120 | 10 | 1.8 | 3 |

\*Reflective and Anodized finishes on one side only.

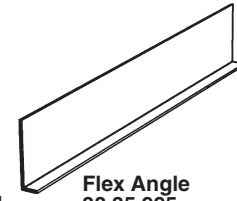
# PERIMETER TREATMENTS



**Wall Channels**  
58.03.01, 58.04.017, 58.03.717, 58.04.717



**Wall Channels**  
60.00.008, 60.00.009, 60.00.010, 60.00.011



**Flex Angle**  
38.35.995

| Planostile | Traditions | Planar, PlanarPlus | PlanarMacro, MacroPlus | Product Number | Dimensions |        |      | Description | Per Order | Service Level |
|------------|------------|--------------------|------------------------|----------------|------------|--------|------|-------------|-----------|---------------|
|            |            |                    |                        |                | Length     | Height | Face |             |           |               |

## Wall Channels

### Aluminum – Lay-in

|   |   |  |  |               |     |         |               |                              |           |   |
|---|---|--|--|---------------|-----|---------|---------------|------------------------------|-----------|---|
| x | x |  |  | 60.00.011.xxx | 10' | 1 9/16" | 3/4" x 15/16" | Standard Colors              | Per Order | 2 |
| x | x |  |  | 60.00.011.xxx | 10' | 1 9/16" | 3/4" x 15/16" | Premium Colors and Finishes* | Per Order | 4 |
| x |   |  |  | 60.00.011.xxx | 10' | 1 9/16" | 3/4" x 15/16" | WoodScenes Colors            | Per Order | 6 |

### Aluminum\*\* – Snap-in

|   |  |  |  |               |     |        |                 |                              |           |   |
|---|--|--|--|---------------|-----|--------|-----------------|------------------------------|-----------|---|
| x |  |  |  | 60.00.008.xxx | 10' | 2 1/2" | 15/16" x 15/16" | Standard Colors              | Per Order | 2 |
| x |  |  |  | 60.00.008.xxx | 10' | 2 1/2" | 15/16" x 15/16" | Premium Colors and Finishes* | Per Order | 2 |
| x |  |  |  | 60.00.008.xxx | 10' | 2 1/2" | 15/16" x 15/16" | MetalWood Finishes           | Per Order | 4 |
| x |  |  |  | 60.00.008.xxx | 10' | 2 1/2" | 15/16" x 15/16" | WoodScenes Colors            | Per Order | 6 |

### Aluminum with Hemmed Edge

|  |  |  |   |               |     |    |             |                              |           |   |
|--|--|--|---|---------------|-----|----|-------------|------------------------------|-----------|---|
|  |  |  | x | 58.03.717.xxx | 10' | 2" | 1 5/8" x 1" | Standard Colors              | Per Order | 2 |
|  |  |  | x | 58.03.717.xxx | 10' | 2" | 1 5/8" x 1" | Premium Colors and Finishes* | Per Order | 2 |
|  |  |  | x | 58.03.717.xxx | 10' | 2" | 1 5/8" x 1" | MetalWood Finishes           | Per Order | 4 |
|  |  |  | x | 58.03.717.xxx | 10' | 2" | 1 5/8" x 1" | WoodScenes Colors            | Per Order | 6 |

### Aluminum with Hemmed Edge

|  |  |   |  |               |     |          |             |                              |           |   |
|--|--|---|--|---------------|-----|----------|-------------|------------------------------|-----------|---|
|  |  | x |  | 58.03.017.xxx | 10' | 1 13/16" | 1 7/8" x 1" | Standard Colors              | Per Order | 2 |
|  |  | x |  | 58.03.017.xxx | 10' | 1 13/16" | 1 7/8" x 1" | Premium Colors and Finishes* | Per Order | 2 |
|  |  | x |  | 58.03.017.xxx | 10' | 1 13/16" | 1 7/8" x 1" | MetalWood Finishes           | Per Order | 2 |
|  |  | x |  | 58.03.017.xxx | 10' | 1 13/16" | 1 7/8" x 1" | WoodScenes Colors            | Per Order | 6 |

### Steel – Lay-in

|   |   |   |  |               |     |         |               |                   |           |   |
|---|---|---|--|---------------|-----|---------|---------------|-------------------|-----------|---|
| x | x | 0 |  | 60.00.010.xxx | 10' | 1 9/16" | 3/4" x 15/16" | Standard Colors   | Per Order | 2 |
| x | x |   |  | 60.00.010.xxx | 10' | 1 9/16" | 3/4" x 15/16" | Premium Colors    | Per Order | 3 |
| x |   |   |  | 60.00.010.xxx | 10' | 1 9/16" | 3/4" x 15/16" | WoodScenes Colors | Per Order | 6 |

### Steel – Snap-in

|   |  |  |  |               |     |        |                 |                   |           |   |
|---|--|--|--|---------------|-----|--------|-----------------|-------------------|-----------|---|
| x |  |  |  | 60.00.009.xxx | 10' | 2 1/2" | 15/16" x 15/16" | Standard Colors   | Per Order | 2 |
| x |  |  |  | 60.00.009.xxx | 10' | 2 1/2" | 15/16" x 15/16" | Premium Colors    | Per Order | 3 |
| x |  |  |  | 60.00.009.xxx | 10' | 2 1/2" | 15/16" x 15/16" | WoodScenes Colors | Per Order | 6 |

\*Reflective and Anodized finishes on one side only.

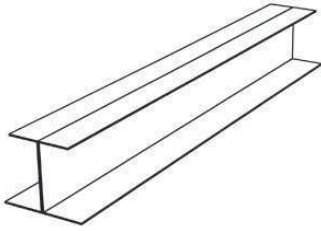
\*\*Components labelled for UL 580 Class 30 system.

Add 4 weeks to longest lead time for orders over 40,000 LF.

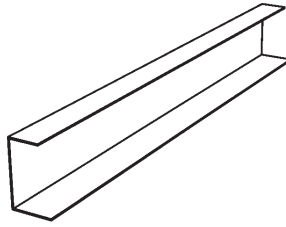
### Flex Angle

|  |  |   |   |               |     |    |      |                                 |           |   |
|--|--|---|---|---------------|-----|----|------|---------------------------------|-----------|---|
|  |  | x | x | 38.35.995.000 | 10' | 2" | 1/2" | Flexible Angle – Aluminum, Bare | Per Order | 2 |
|  |  | x | x | 38.90.131.xxx |     |    |      | Special Sections                | Per Order |   |

# PERIMETER TREATMENTS



**Midspan Support Channel Assembly**  
52.xx.056.001



**Channel**  
52.xx.058.001

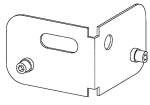
| Metaline | Securline | Product Number | Dimensions |        |      | Description | Packaging | Service Level |
|----------|-----------|----------------|------------|--------|------|-------------|-----------|---------------|
|          |           |                | Length     | Height | Face |             |           |               |

### Midspan Support Channel Assembly

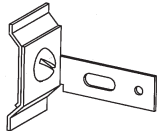
|  |   |               |     |        |             |              |           |   |
|--|---|---------------|-----|--------|-------------|--------------|-----------|---|
|  | x | 52.12.056.001 | 10' | 3 1/4" | 4" x 1 1/2" | 12 ga. Steel | Per Order | 5 |
|  | x | 52.14.056.001 | 10' | 3 1/4" | 4" x 1 1/2" | 14 ga. Steel | Per Order | 5 |
|  | x | 52.16.056.001 | 10' | 3 1/4" | 4" x 1 1/2" | 16 ga. Steel | Per Order | 5 |
|  | x | 52.18.056.001 | 10' | 3 1/4" | 4" x 1 1/2" | 18 ga. Steel | Per Order | 5 |

### Channel

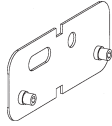
|  |   |               |     |        |                 |              |           |   |
|--|---|---------------|-----|--------|-----------------|--------------|-----------|---|
|  | x | 52.12.058.001 | 10' | 3 1/4" | 2" x 1 1/2"     | 12 ga. Steel | Per Order | 5 |
|  | x | 52.14.058.001 | 10' | 3 1/4" | 2" x 1 1/2"     | 14 ga. Steel | Per Order | 5 |
|  | x | 52.16.058.001 | 10' | 3 1/4" | 2" x 1 1/2"     | 16 ga. Steel | Per Order | 5 |
|  | x | 52.18.058.001 | 10' | 3 1/4" | 2" x 1 1/2"     | 18 ga. Steel | Per Order | 5 |
|  | x | 52.18.065.001 | 10' | 1 1/2" | 15/16" x 15/16" | 18 ga. Steel | Per Order | 2 |



**Corner Splice Plate**  
417.00, 429.00



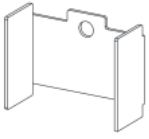
**Grid Clip**  
430.00



**Splice Plate**  
414.00

| Product Number             | Description                             | Packaging |        | Service Level |
|----------------------------|---|-----------|--------|---------------|
|                            |   | Pieces    | Weight |               |
| <b>Corner Splice Plate</b> |   |           |        |               |
| 417.00                     | Joins trim at inside corners            | Per Order |        | 0             |
| 429.00                     | Joins trim at outside corners           | Per Order |        | 0             |
| <b>Grid Clip</b>           |   |           |        |               |
| 430.00                     | Joins grid to panel (2 parts)           | Per Order |        | 0             |
| 430.xx                     | Joins grid to panel (2 parts) – Painted | Per Order |        | 0             |
| <b>Splice Plate</b>        |   |           |        |               |
| 414.00                     | Joins trim together                     | Per Order |        | 0             |

| Accessory Guide  |   |    |    |    |     |
|--|---|----|----|----|-----|
| Accessories  | Number of Components Needed by Infinity Panel Depth |    |    |    |     |
|  | 2"  | 4" | 6" | 8" | 10" |
| Corner Splice Plates – For Field Mitered 90° Corner          |   |    |    |    |     |
| 417.00   | 1   | 2  | 2  | 2  | 3   |
| 429.00   | 1   | 2  | 2  | 2  | 3   |
| Standard Splice Plates – For Straight End-to-End Panel Joint |   |    |    |    |     |
| 414.00   | 1   | 2  | 2  | 2  | 3   |
| Grid Clip – For Each Grid/Infinity Intersection              |   |    |    |    |     |
| 430.00   | 1   | 1  | 1  | 1  | 1   |



**Paired Infinity Bracket**  
446.36, 446.46



**Planostile Attachment Clip**  
448.00



**Infinity to CurvGrid Primary Carrier Clip**  
450.00



**Infinity Z Corner Splice**  
447.00

**Brackets and Clips**


| Product Number  | Description   | Service Level |
|---|---|---------------|
| <b>Paired Infinity Bracket</b>  |   |               |
| 446.36.00   | Joins Infinity 2 1/4" apart with 3/4" open between panels   | 3             |
| 446.46.00   | Joins Infinity 2 7/8" apart with 1 3/8" open between panels | 3             |
| One clip required at top and at bottom of Infinity trim, maximum 24 inches o.c. |   |               |
| <b>Planostile Attachment Clip</b>   |   |               |
| 448.00  | Attaches Grid Clip to Planostile Snap                       | 3             |
| <b>Infinity to CurvGrid Primary Carrier Clip</b>                                |   |               |
| 450.00  | Attaches Infinity to CurvGrid Primary Carrier*              | 3             |
| *Refer to CurvGrid Suspension (page 91) for Primary Carrier.                    |   |               |

**Corners**

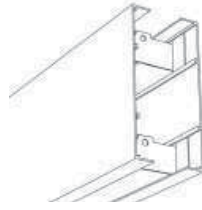
Factory Mitered Corner Kits (Unassembled) – Infinity Only.

10" and 12" kits contain: Two (2) 12" Straight Trim pieces with mitered corners; three (3) Corner Splices; six (6) Straight Splices.

| Product Number                  | Dimensions  |        |      | Packaging |        |        | Service Level |
|---------------------------------|---|--------|------|-----------|--------|--------|---------------|
|                                 | Height  | Length | Face | Feet      | Pieces | Weight |               |
| <b>Inside Corners 90°</b>       |   |        |      |           |        |        |               |
| 01475IMxx                       | 10"   | 1'     | 3/4" | Per Order |        |        | 3             |
| 01474IMxx                       | 12"   | 1'     | 3/4" | Per Order |        |        | 3             |
| <b>Outside Corners 90°</b>      |   |        |      |           |        |        |               |
| 01475TMxx                       | 10"   | 1'     | 3/4" | Per Order |        |        | 3             |
| 01474TMxx                       | 12"   | 1'     | 3/4" | Per Order |        |        | 3             |
| <b>Infinity Z Corner Splice</b> |   |        |      |           |        |        |               |
| 447.00                          | Adjustable Corner Splice Plate for Infinity Z and Infinity ZD |        |      |           |        |        | 3             |



**Paired Infinity End Caps**  
1470, 1471, 1472, 1473, 1474, 1475

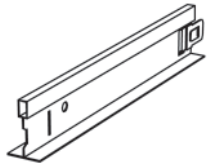


**Paired Infinity™ (with Brackets)**

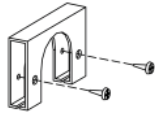
**End Caps**

| Product Number                  | Height | Paired Infinity Spacing | Painted Color | Pieces    | Weight | Service Level |
|---------------------------------|--------|-------------------------|---------------|-----------|--------|---------------|
| <b>Paired Infinity End Caps</b> |        |                         |               |           |        |               |
| 1470.36.xxx                     | 2"     | 2 1/4"                  | Per Order     | Per Order |        | 3             |
| 1470.46.xxx                     | 2"     | 2 7/8"                  | Per Order     | Per Order |        | 3             |
| 1471.36.xxx                     | 4"     | 2 1/4"                  | Per Order     | Per Order |        | 3             |
| 1471.46.xxx                     | 4"     | 2 7/8"                  | Per Order     | Per Order |        | 3             |
| 1472.36.xxx                     | 6"     | 2 1/4"                  | Per Order     | Per Order |        | 3             |
| 1472.46.xxx                     | 6"     | 2 7/8"                  | Per Order     | Per Order |        | 3             |
| 1473.36.xxx                     | 8"     | 2 1/4"                  | Per Order     | Per Order |        | 3             |
| 1473.46.xxx                     | 8"     | 2 7/8"                  | Per Order     | Per Order |        | 3             |
| 1475.36.xxx                     | 10"    | 2 1/4"                  | Per Order     | Per Order |        | 3             |
| 1475.46.xxx                     | 10"    | 2 7/8"                  | Per Order     | Per Order |        | 3             |
| 1474.36.xxx                     | 12"    | 2 1/4"                  | Per Order     | Per Order |        | 3             |
| 1474.46.xxx                     | 12"    | 2 7/8"                  | Per Order     | Per Order |        | 3             |

Add \$3.00 (List) to price and 2 weeks to Service Level for WoodScenes.



**Adaptor Tee**  
384.00.00



**Clip**  
442.00



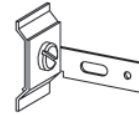
**Clip**  
443.00



**Clip**  
441.00



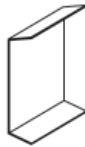
**Grid Attachment Clip**  
433.00\*



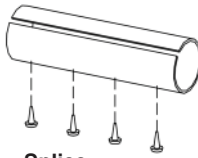
**Grid Attachment Clip**  
430.00



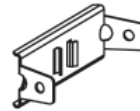
**Hold Down Clip**  
445.00



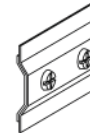
**Hold Down Insert**  
437.00



**Splice**  
444.00



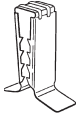
**Splice Plate**  
436.00



**Splice Plate**  
434.00

| Product Number  | Description                                   | Packaging/Pieces | Service Level |
|---|---|------------------|---------------|
| <b>Adaptor Tee – CM Main Tee to CurvGrid Main Tee</b>   |   |                  |               |
| 384.00.00.xxx   | 9" x 1 1/2"                                   | Per Order        | 3             |
| <b>Clip – Primary Carrier to CurvGrid</b>   |   |                  |               |
| 442.00  | Unpainted – Includes (2) fasteners            | Per Order        | 0             |
| <b>Clip – Primary Carrier to CurvTrim</b>   |   |                  |               |
| 443.00  | Unpainted – Includes (1) fastener             | Per Order        | 0             |
| <b>Clip – Primary Carrier to Hanger Wire</b>  |   |                  |               |
| 441.00  | Black – One per hanger wire location          | Per Order        | 0             |
| <b>Grid Attachment Clip – CurvGrid to CurvTrim</b>  |   |                  |               |
| 433.00*   | Joins CurvGrid to CurvTrim                    | Per Order        | 0             |
| *See Infinity™ Quick Ship and Infinity™ Engineered page for 430.00 clips (joins CurvGrid to CurvTrim components). |   |                  |               |
| <b>Hold Down Clip – One-Directional Panel-to-Panel</b>  |   |                  |               |
| 445.00  | Unpainted – 2 per panel end-to-end connection | Per Order        | 0             |
| 8886  | Clear – 4 per panel                           | Per Order        | 0             |
| <b>Hold Down Insert – Metal Panel to CurvTrim</b>   |   |                  |               |
| 437.00  | 1 per LF along CurvTrim                       | Per Order        | 0             |
| <b>Splice – Primary Carrier to Primary Carrier</b>  |   |                  |               |
| 444.00  | Unpainted - Includes (4) fasteners            | Per Order        | 0             |
| <b>Splice Plates</b>  |   |                  |               |
| 436.00  | Joins CurvGrid main runners together          | Per Order        | 0             |
| 434.00  | Joins trim together                           | Per Order        | 0             |
| 429.00  | Joins trim at outside corners                 | Per Order        | 0             |
| 417.00  | Joins trim at inside corners                  | Per Order        | 0             |

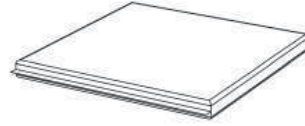
# ACCESSORIES **Planostile™ Quick Ship/Planostile™/Traditions™ Panels**



**Grid Hold Down Clip**  
63.26.200



**Wall Spring**  
63.26.202



**Poly-Wrapped Acoustical Pad**  
58.01.059, 58.01.061, 58.01.063, 58.01.064

| Product Number | Panel Size | Description | Per Carton |                  | Service Level | Price per Piece |
|----------------|------------|-------------|------------|------------------|---------------|-----------------|
|                |            |             | Pieces     | Weight per Piece |               |                 |

**Panel Hold Down**

|           |  |                                     |      |    |   |      |
|-----------|--|-------------------------------------|------|----|---|------|
| 63.26.200 |  | Hold Down Clip - Black              | 1000 | 16 | 0 | 0.33 |
| 63.26.202 |  | Wall Spring - 5/8" face x 7/8" deep | 1000 | 17 | 0 | 0.33 |

**Poly-Wrapped Acoustical Pads, Black**

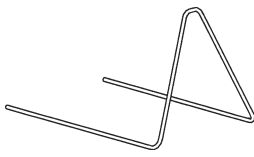
|               |           |                |  |      |   |       |
|---------------|-----------|----------------|--|------|---|-------|
| 58.01.059.008 | 24" x 24" | 1" x 1 lb.     |  | 0.5  | 2 | 4.51  |
| 58.01.061.008 | 24" x 48" | 1" x 1 lb.     |  | 1.0  | 4 | 9.02  |
| 58.01.064.008 | 24" x 24" | 1 1/2" x 1 lb. |  | 0.75 | 2 | 6.14  |
| 58.01.063.008 | 24" x 48" | 1 1/2" x 1 lb. |  | 1.5  | 4 | 12.02 |

| Product Number | Description | Per Carton |        | Service Level | Price per Piece |
|----------------|-------------|------------|--------|---------------|-----------------|
|                |             | Pieces     | Weight |               |                 |

**Touch-up Paint**

|         |                                  |   |   |   |       |
|---------|----------------------------------|---|---|---|-------|
| 940.xxx | Touch-up Paint, 12 oz. spray can | 1 | 1 | 1 | 18.69 |
|---------|----------------------------------|---|---|---|-------|

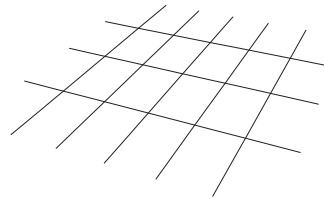
Contact CMC Customer Service for available colors.



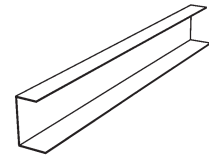
**Panel Retainer Clip**  
63.26.031



**Attachment Clip Brace**  
63.26.032



**Steel Wire Grid Spacer**  
60.00.021



**Hold Down Insert**  
60.00.012

| Product Number | Size | Description | Packaging |        | Service Level |
|----------------|------|-------------|-----------|--------|---------------|
|                |      |             | Pieces    | Weight |               |

**Access Key Blade Accessories**

|        |  |                           |           |  |   |
|--------|--|---------------------------|-----------|--|---|
| 923.00 |  | Access Key Blade Assembly | Per Order |  | 0 |
| 924.00 |  | Access Key Blade*         | Per Order |  | 0 |

**Accessories for UL580 Class 30 Snap-in System for Exterior Soffits\*\* (per piece)**

|               |           |   |           |   |   |
|---------------|-----------|---|-----------|---|---|
| 63.26.035.xxx | 120"      | Expansion Joint Assembly – Painted Color*** | Per Order | 5 | 4 |
| 63.26.033.xxx | 24" x 24" | Access Door Assembly – Painted Color        | 1         | 6 | 3 |

| Product Number | Size | Description | Packaging |        | Service Level |
|----------------|------|-------------|-----------|--------|---------------|
|                |      |             | Pieces    | Weight |               |

**Accessories for UL580 Class 30 Snap-in System for Exterior Soffits\*\* (per carton)**

|           |         |   |     |   |   |
|-----------|---------|---|-----|---|---|
| 63.26.031 | 4"      | Panel Retainer Clip                         | 500 | 7 | 1 |
| 63.26.032 | 3" x 3" | Bracing to Snap Bar Carrier Attachment Clip | 100 | 1 | 1 |

| Product Number | Dimensions |        |      | Description | Per Carton |                  | Service Level |
|----------------|------------|--------|------|-------------|------------|------------------|---------------|
|                | Length     | Height | Face |             | Pieces     | Weight per Piece |               |

**Hold Down Inserts for 1 9/16" Channel Lay-in – Steel**

|           |     |         |             |                            |           |     |   |
|-----------|-----|---------|-------------|----------------------------|-----------|-----|---|
| 60.00.012 | 11" | 1 1/2"  | 3/4" x 3/4" | For 1 9/16" Channel Lay-in | Per Order | 0.2 | 1 |
| 60.00.014 | 22" | 1 1/2"  | 3/4" x 3/4" | For 1 9/16" Channel Lay-in | Per Order | 0.4 | 1 |
| 60.00.031 | 11" | 2 7/16" | 3/4" x 3/4" | For 2 1/2" Channel Snap-in | Per Order | 0.5 | 1 |
| 60.00.032 | 22" | 2 7/16" | 3/4" x 3/4" | For 2 1/2" Channel Snap-in | Per Order | 0.5 | 1 |

**Hold Down Inserts for 1 9/16" Channel Lay-in– Aluminum**

|             |     |         |             |                            |           |     |   |
|-------------|-----|---------|-------------|----------------------------|-----------|-----|---|
| 60.00.013   | 11" | 1 1/2"  | 3/4" x 3/4" | For 1 9/16" Channel Lay-in | Per Order | 0.1 | 1 |
| 60.00.015   | 22" | 1 1/2"  | 3/4" x 3/4" | For 1 9/16" Channel Lay-in | Per Order | 0.2 | 1 |
| 60.00.033   | 11" | 2 7/16" | 3/4" x 3/4" | For 2 1/2" Channel Snap-in | Per Order | 0.2 | 1 |
| 60.00.034** | 22" | 2 7/16" | 3/4" x 3/4" | For 2 1/2" Channel Snap-in | Per Order | 0.2 | 1 |

| Product Number | Size | Description | Per Carton |        | Service Level |
|----------------|------|-------------|------------|--------|---------------|
|                |      |             | Pieces     | Weight |               |

**Miscellaneous Accessories**

|           |           |                        |           |     |   |
|-----------|-----------|------------------------|-----------|-----|---|
| 63.26.201 |           | Perimeter Clip         | 100       | 21  | 0 |
| 60.00.021 | 24" x 24" | Steel Wire Grid Spacer | Per Order | 0.5 | 1 |

\*Access Key Blade fits into a utility knife handle and is used to disengage tiles from the concealed snap bar.

\*\*Components labelled for UL 580 Class 30 system.

\*\*\*Expansion Joint Assembly includes two pieces of expansion channel and one piece of expansion angle.



**Cone Head Nail**  
63.26.100

**Lay-In Accessories**

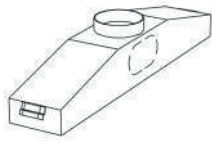
| Product Number                               | Size             | Description | Per Carton |        |        | Service Level |
|--|------------------|-------------|------------|--------|--------|---------------|
|  |                  |             | Sq. Ft.    | Pieces | Weight |               |
| <b>Gypsum Backer for Lay-in Metal Panels</b> |                  |             |            |        |        |               |
| 7773.01VB                                    | 1/2" x 24" x 24" | Endure      | 32         | 8      | 60     | 0             |
| 7771.01VB                                    | 1/2" x 24" x 48" | Endure      | 32         | 4      | 60     | 0             |

**Nail-up Accessories**

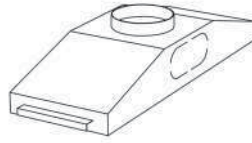
| Product Number          | Description         | Weight per Carton | Service Level |
|-------------------------|---------------------|-------------------|---------------|
| <b>Cone Head Nails*</b> |                     |                   |               |
| 63.26.100.000           | 00 Bare             | 1                 | 0             |
| 63.26.100.001           | 01 White            | 1                 | 0             |
| 63.26.100.014           | 14 Chrome Finish**  | 1                 | 0             |
| 63.26.100.016           | 16 Brass Finish     | 1                 | 0             |
| 63.26.100.509           | 509 Copper Finish   | 1                 | 0             |
| 63.26.100.600           | 600 Stainless Steel | 1                 | 0             |

\*One carton contains approximately 500 nails, enough for approximately 200 sq. ft. of panels and 124 LF of cornice.

\*\*Use with Chrome and Preferred Lacquer Mill panels.



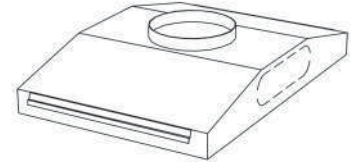
**2 Slot Diffuser**  
58.01.072



**4 Slot Diffuser**  
58.01.074



**6 Slot Diffuser**  
58.01.076



**8 Slot Diffuser**  
58.01.078

| Planar | PlanarPlus | PlanarMacro | MacroPlus | Product Number | Roll Length | Roll Width | Description | Packaging        |        |        | Service Level |
|--------|------------|-------------|-----------|----------------|-------------|------------|-------------|------------------|--------|--------|---------------|
|        |            |             |           |                |             |            |             | Sq. Ft. per Roll | Pieces | Weight |               |

**Acoustical Blanket – Vinyl Facing One-Side**

|   |   |   |   |               |      |     |                            |     |   |    |   |
|---|---|---|---|---------------|------|-----|----------------------------|-----|---|----|---|
| x | x | x | x | 58.01.103.008 | 100' | 48" | 1" x 1 lb. Black           | 400 | 1 | 56 | 2 |
| x | x | x | x | 58.01.060.008 | 100' | 48" | 1" x 1 1/2 lb. - Black     | 400 | 1 | 76 | 2 |
| x | x | x | x | 58.01.104.008 | 100' | 48" | 1 1/2" x 1 lb. - Black     | 400 | 1 | 58 | 2 |
| x | x | x | x | 58.01.102.008 | 100' | 48" | 1 1/2" x 1 1/2 lb. - Black | 400 | 1 | 78 | 2 |

**Duct Liner – No Facing**

|   |   |   |   |               |      |     |                       |     |   |    |   |
|---|---|---|---|---------------|------|-----|-----------------------|-----|---|----|---|
| x | x | x | x | 58.01.105.008 | 100' | 48" | 1" x 1 1/2 lb - Black | 100 | 1 | 76 | 2 |
|---|---|---|---|---------------|------|-----|-----------------------|-----|---|----|---|

|  | Product Number | Description | Per Carton |        | Service Level |
|--|----------------|-------------|------------|--------|---------------|
|  |                |             | Pieces     | Weight |               |

**Air Diffusers**

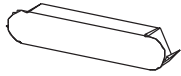
|   |   |   |   |           |  |   |    |   |
|---|---|---|---|-----------|--|---|----|---|
| x | x | x | x | 58.01.072 | 2 Slot Unit, 8" Collar, 9" Width           | 1 | 10 | 8 |
| x | x | x | x | 58.01.074 | 4 Slot Unit, 10" Collar, 17" Width         | 1 | 13 | 8 |
| x | x | x | x | 58.01.076 | 6 Slot Unit, 12" Collar, 25" Width         | 1 | 16 | 8 |
| x | x | x | x | 58.01.078 | 8 Slot Unit, 14" Collar, 33" Width         | 1 | 20 | 8 |
| x | x | x | x | 58.01.108 | Round Edge Planar Pattern Control          | 1 | 1  | 8 |
| x | x | x | x | 58.01.107 | Macro & Square Edge Planar Pattern Control | 1 | 1  | 8 |

Number of slots based on 4" panels.

One pattern control is needed for each slot opening on air supply units.

Standard collars are top-mounted. Oval, side inlet collars are special order.

Air diffusers are compatible with symmetrical carrier.



**End Plug Round Edge**  
58.01.052



**End Plug Square Edge**  
58.01.171, 58.03.625, 58.03.630, 58.03.635

| Planar | PlanarPlus | PlanarMacro | MacroPlus | Product Number | Dimensions |      | Description | Minimum Order Quantity |        | Service Level | Full Cartons Only |                  |
|--------|------------|-------------|-----------|----------------|------------|------|-------------|------------------------|--------|---------------|-------------------|------------------|
|        |            |             |           |                | Height     | Face |             | Pieces                 | Weight |               | Price per Piece   | Price per Carton |

**End Plugs – Aluminum**

**4" Planar/PlanarPlus – Round Edge**

|   |   |  |  |               |      |        |                                  |     |   |   |      |        |
|---|---|--|--|---------------|------|--------|----------------------------------|-----|---|---|------|--------|
| x | x |  |  | 58.01.052.xxx | 5/8" | 3 1/4" | 08 Black                         | 100 | 1 | 2 | 0.50 | 49.90  |
| x | x |  |  | 58.01.052.xxx | 5/8" | 3 1/4" | Premium Colors                   | 100 | 1 | 3 | 0.82 | 82.33  |
| x | x |  |  | 58.01.052.xxx | 5/8" | 3 1/4" | Reflective and Anodized Finishes | 100 | 1 | 2 | 1.50 | 149.69 |
| x | x |  |  | 58.01.052.xxx | 5/8" | 3 1/4" | MetalWood Finishes               | 100 | 1 | 2 | 2.49 | 249.48 |
| x | x |  |  | 58.01.052.xxx | 5/8" | 3 1/4" | WoodScenes                       | 100 | 1 | 6 | 4.20 | 420.12 |

**4" Planar/PlanarPlus – Square Edge**

|   |   |  |  |               |      |        |                                  |     |   |   |      |        |
|---|---|--|--|---------------|------|--------|----------------------------------|-----|---|---|------|--------|
| x | x |  |  | 58.03.171.xxx | 5/8" | 3 1/4" | 08 Black                         | 100 | 1 | 2 | 0.50 | 49.90  |
| x | x |  |  | 58.03.171.xxx | 5/8" | 3 1/4" | Premium Colors                   | 100 | 1 | 3 | 0.82 | 82.33  |
| x | x |  |  | 58.03.171.xxx | 5/8" | 3 1/4" | Reflective and Anodized Finishes | 100 | 1 | 2 | 1.50 | 149.69 |
| x | x |  |  | 58.03.171.xxx | 5/8" | 3 1/4" | MetalWood Finishes               | 100 | 1 | 2 | 2.49 | 249.48 |
| x | x |  |  | 58.03.171.xxx | 5/8" | 3 1/4" | WoodScenes                       | 100 | 1 | 6 | 4.20 | 420.12 |

**4" PlanarMacro/MacroPlus – Square Edge**


|  |  |   |   |               |      |        |                                  |     |   |   |      |        |
|--|--|---|---|---------------|------|--------|----------------------------------|-----|---|---|------|--------|
|  |  | x | x | 58.03.625.xxx | 7/8" | 3 1/4" | 08 Black                         | 100 | 1 | 2 | 0.82 | 82.33  |
|  |  | x | x | 58.03.625.xxx | 7/8" | 3 1/4" | Premium Colors                   | 100 | 1 | 2 | 1.15 | 114.76 |
|  |  | x | x | 58.03.625.xxx | 7/8" | 3 1/4" | Reflective and Anodized Finishes | 100 | 1 | 2 | 1.15 | 114.76 |
|  |  | x | x | 58.03.625.xxx | 7/8" | 3 1/4" | MetalWood Finishes               | 100 | 1 | 2 | 2.49 | 249.48 |
|  |  | x | x | 58.03.625.xxx | 7/8" | 3 1/4" | WoodScenes                       | 100 | 1 | 6 | 3.84 | 384.48 |

**6" PlanarMacro/MacroPlus – Square Edge**

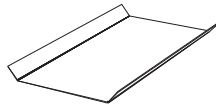
|  |  |   |   |               |      |        |                                  |     |   |   |      |        |
|--|--|---|---|---------------|------|--------|----------------------------------|-----|---|---|------|--------|
|  |  | x | x | 58.03.630.xxx | 7/8" | 5 1/4" | 08 Black                         | 100 | 1 | 2 | 1.50 | 149.69 |
|  |  | x | x | 58.03.630.xxx | 7/8" | 5 1/4" | Premium Colors                   | 100 | 1 | 3 | 1.82 | 182.12 |
|  |  | x | x | 58.03.630.xxx | 7/8" | 5 1/4" | Reflective and Anodized Finishes | 100 | 1 | 2 | 1.82 | 182.12 |
|  |  | x | x | 58.03.630.xxx | 7/8" | 5 1/4" | MetalWood Finishes               | 100 | 1 | 2 | 3.74 | 374.22 |
|  |  | x | x | 58.03.630.xxx | 7/8" | 5 1/4" | WoodScenes                       | 100 | 1 | 6 | 4.53 | 452.52 |

**8" PlanarMacro/MacroPlus – Square Edge**

|  |  |   |   |               |      |        |                                  |     |   |   |      |        |
|--|--|---|---|---------------|------|--------|----------------------------------|-----|---|---|------|--------|
|  |  | x | x | 58.03.635.xxx | 7/8" | 7 1/4" | 08 Black                         | 100 | 1 | 2 | 1.66 | 165.90 |
|  |  | x | x | 58.03.635.xxx | 7/8" | 7 1/4" | Premium Colors                   | 100 | 1 | 3 | 2.00 | 199.58 |
|  |  | x | x | 58.03.635.xxx | 7/8" | 7 1/4" | Reflective and Anodized Finishes | 100 | 1 | 2 | 2.00 | 199.58 |
|  |  | x | x | 58.03.635.xxx | 7/8" | 7 1/4" | MetalWood Finishes               | 100 | 1 | 2 | 4.99 | 498.96 |
|  |  | x | x | 58.03.635.xxx | 7/8" | 7 1/4" | WoodScenes                       | 100 | 1 | 6 | 7.40 | 739.80 |



**Recessed Filler Strip**  
58.01.009, 58.01.011



**Splice**  
58.01.004

| Planar | PlanarPlus | PlanarMacro | MacroPlus | Product Number | Dimensions |      | Description | Per Carton |        |        | Service Level |
|--------|------------|-------------|-----------|----------------|------------|------|-------------|------------|--------|--------|---------------|
|        |            |             |           |                | Height     | Face |             | Feet       | Pieces | Weight |               |

**Filler Strips – Aluminum**

**Recessed**

|   |  |   |  |               |     |      |                                  |     |    |    |   |
|---|--|---|--|---------------|-----|------|----------------------------------|-----|----|----|---|
| x |  | x |  | 58.01.009.008 | 12' | 3/4" | 08 Black                         | 240 | 20 | 15 | 0 |
| x |  | x |  | 58.01.009.xxx | 12' | 3/4" | Premium Colors                   | 240 | 20 | 15 | 3 |
| x |  | x |  | 58.01.009.xxx | 12' | 3/4" | Reflective and Anodized Finishes | 240 | 20 | 15 | 3 |
| x |  | x |  | 58.01.009.xxx | 12' | 3/4" | MetalWood Finishes               | 240 | 20 | 15 | 3 |
| x |  | x |  | 58.01.009.xxx | 12' | 3/4" | WoodScenes                       | 240 | 20 | 15 | 8 |

**Recessed for Expansion Carrier**

|   |  |   |  |               |     |      |                                  |     |    |    |   |
|---|--|---|--|---------------|-----|------|----------------------------------|-----|----|----|---|
| x |  | x |  | 58.01.011.008 | 12' | 3/4" | 08 Black                         | 240 | 20 | 21 | 2 |
| x |  | x |  | 58.01.011.xxx | 12' | 3/4" | Premium Colors                   | 240 | 20 | 21 | 3 |
| x |  | x |  | 58.03.011.xxx | 12' | 3/4" | Reflective and Anodized Finishes | 240 | 20 | 21 | 3 |
| x |  | x |  | 58.04.011.xxx | 12' | 3/4" | WoodScenes                       | 240 | 20 | 21 | 8 |

**Splices – Aluminum**

**4" Planar/PlanarPlus – Round Edge/Square Edge**

|   |   |  |  |               |  |        |                                  |    |   |   |
|---|---|--|--|---------------|--|--------|----------------------------------|----|---|---|
| x | x |  |  | 58.01.004.008 |  | 3 1/4" | 08 Black                         | 50 | 4 | 0 |
| x | x |  |  | 58.01.004.xxx |  | 3 1/4" | Standard Colors                  | 50 | 4 | 2 |
| x | x |  |  | 58.01.004.xxx |  | 3 1/4" | Premium Colors                   | 50 | 4 | 3 |
| x | x |  |  | 58.01.004.xxx |  | 3 1/4" | Reflective and Anodized Finishes | 50 | 4 | 2 |
| x | x |  |  | 58.01.004.xxx |  | 3 1/4" | MetalWood Finishes               | 50 | 4 | 2 |
| x | x |  |  | 58.01.004.xxx |  | 3 1/4" | WoodScenes                       | 50 | 4 | 6 |

**4" PlanarMacro/MacroPlus**


|  |  |   |   |               |  |        |                                  |     |   |   |
|--|--|---|---|---------------|--|--------|----------------------------------|-----|---|---|
|  |  | x | x | 58.03.525.008 |  | 3 1/4" | 08 Black                         | 100 | 5 | 0 |
|  |  | x | x | 58.03.525.xxx |  | 3 1/4" | Standard Colors                  | 100 | 5 | 2 |
|  |  | x | x | 58.03.525.xxx |  | 3 1/4" | Premium Colors                   | 100 | 5 | 3 |
|  |  | x | x | 58.03.525.xxx |  | 3 1/4" | Reflective and Anodized Finishes | 100 | 5 | 2 |
|  |  | x | x | 58.03.525.xxx |  | 3 1/4" | MetalWood Finishes               | 100 | 5 | 2 |
|  |  | x | x | 58.03.525.xxx |  | 3 1/4" | WoodScenes                       | 100 | 5 | 6 |

**6" PlanarMacro/MacroPlus**

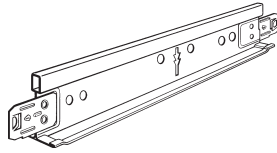
|  |  |   |   |               |  |        |                                  |     |   |   |
|--|--|---|---|---------------|--|--------|----------------------------------|-----|---|---|
|  |  | x | x | 58.03.530.008 |  | 5 1/4" | 08 Black                         | 100 | 5 | 0 |
|  |  | x | x | 58.03.530.xxx |  | 5 1/4" | Standard Colors                  | 100 | 5 | 2 |
|  |  | x | x | 58.03.530.xxx |  | 5 1/4" | Premium Colors                   | 100 | 5 | 3 |
|  |  | x | x | 58.03.530.xxx |  | 5 1/4" | Reflective and Anodized Finishes | 100 | 5 | 2 |
|  |  | x | x | 58.03.530.xxx |  | 5 1/4" | MetalWood Finishes               | 100 | 5 | 2 |
|  |  | x | x | 58.03.530.xxx |  | 5 1/4" | WoodScenes                       | 100 | 5 | 6 |

**8" PlanarMacro/MacroPlus**

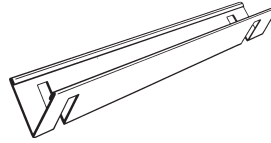
|  |  |   |   |               |  |        |                                  |     |   |   |
|--|--|---|---|---------------|--|--------|----------------------------------|-----|---|---|
|  |  | x | x | 58.03.535.008 |  | 7 1/4" | 08 Black                         | 100 | 5 | 0 |
|  |  | x | x | 58.03.535.xxx |  | 7 1/4" | Standard Colors                  | 100 | 5 | 2 |
|  |  | x | x | 58.03.535.xxx |  | 7 1/4" | Premium Colors                   | 100 | 5 | 3 |
|  |  | x | x | 58.03.535.xxx |  | 7 1/4" | Reflective and Anodized Finishes | 100 | 5 | 2 |
|  |  | x | x | 58.03.535.xxx |  | 7 1/4" | MetalWood Finishes               | 100 | 5 | 2 |
|  |  | x | x | 58.03.535.xxx |  | 7 1/4" | WoodScenes                       | 100 | 5 | 6 |



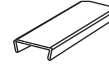
**Stabilizer Bar**  
58.01.028,  
58.01.029



**Cross Tee**  
1503.08H

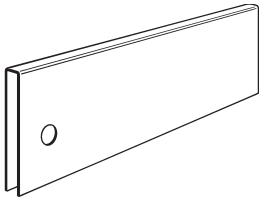


**Spacer Bar**  
10.00.828

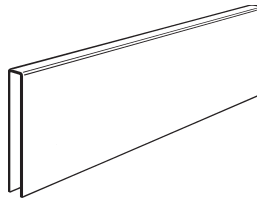


**Retainer Clip**  
58.01.318,  
58.01.317

| Planar  | PlanarPlus | PlanarMacro | MacroPlus | Product Number | Height    | Description  | Minimum Order Quantity |        |        | Service Level |
|---|------------|-------------|-----------|----------------|-----------|--|------------------------|--------|--------|---------------|
|   |            |             |           |                |           |  | Feet                   | Pieces | Weight |               |
| <b>Suspension Accessories – PlanarMacro and MacroPlus</b> |            |             |           |                |           |  |                        |        |        |               |
| x   | x          | x           | x         | 58.01.403.008  |           | Symmetrical Carrier Splice   | 50                     | 4      | 0      |               |
| x   | x          | x           | x         | 58.01.027.008  | 23 13/16" | Exterior Stabilizer Bar for Symmetrical Carrier  | 48                     | 21     | 1      |               |
| x   | x          | x           | x         | 58.01.028.008  | 49 13/16" | Interior Stabilizer Bar for Symmetrical Carrier  | 48                     | 33     | 1      |               |
| x   | x          | x           | x         | 58.01.029.008  | 35 13/16" | Exterior Stabilizer Bar for Symmetrical Carrier  | 48                     | 26     | 1      |               |
| x   | x          | x           | x         | 1503.08C       | 4'        | Cross Tee for T-Bar Carrier  | 200                    | 50     | 38     | 1             |
| x   | x          | x           |           | 58.01.318      |           | Retainer Clip – Separate Filler Used   | 500                    | 4      | 2      |               |
|   | x          |             | x         | 58.01.317      |           | Retainer Clip – Integral Filler Used   | 500                    | 4      | 2      |               |
| x   | x          | x           | x         | 58.01.058      |           | Interior Access Door Assembly Kit (2 Hinge Assemblies, 4 Retainer Clips, 2 Retainer Bars)              |                        | 1      | 1      |               |
| x   | x          | x           | x         | 58.01.059      |           | Exterior Access Door Assembly Kit (2 Hinge Assemblies, 4 Retainer Clips, 2 Retainer Bars, 2 Stop Bars) |                        | 1      | 1      |               |



**Web Cover**  
**38.40.907, 38.40.909, 48.40.907,**  
**48.40.909**

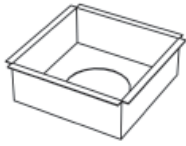


**Web Cover**  
**38.40.908, 38.40.910, 48.40.908, 48.40.910**

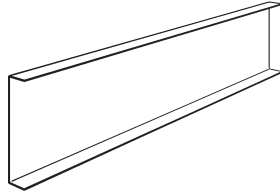
| Intaline  | Magna T-Cell | Product Number | Length | Description          | Finish          | Per Carton |        | Service Level |
|---|--------------|----------------|--------|----------------------|-----------------|------------|--------|---------------|
|   |              |                |        |                      |                 | Pieces     | Weight |               |
| <b>Painted Web Covers – 0.010" Galvanized Steel</b> |              |                |        |                      |                 |            |        |               |
|   | x            | 38.40.907.xxx  | 2'     | With Hanger Holes    | Standard Colors | 50         | 15.00  | 2*            |
|   | x            | 38.40.907.xxx  | 2'     | With Hanger Holes    | Premium Colors  | 50         | 15.00  | 3             |
|   |              | 38.40.907.xxx  | 2'     | With Hanger Holes    | WoodScenes      | 50         | 15.00  | 6             |
|   | x            | 38.40.908.xxx  | 2'     | Without Hanger Holes | Standard Colors | 50         | 15.00  | 2*            |
|   | x            | 38.40.908.xxx  | 2'     | Without Hanger Holes | Premium Colors  | 50         | 15.00  | 3             |
|   |              | 38.40.908.xxx  | 2'     | Without Hanger Holes | WoodScenes      | 50         | 15.00  | 6             |
| x   | x            | 38.40.909.xxx  | 4'     | With Hanger Holes    | Standard Colors | 25         | 15.00  | 2*            |
| x   | x            | 38.40.909.xxx  | 4'     | With Hanger Holes    | Premium Colors  | 25         | 15.00  | 3             |
| x   | x            | 38.40.909.xxx  | 4'     | With Hanger Holes    | WoodScenes      | 25         | 15.00  | 6             |
| x   | x            | 38.40.910.xxx  | 4'     | Without Hanger Holes | Standard Colors | 25         | 15.00  | 2*            |
| x   | x            | 38.40.910.xxx  | 4'     | Without Hanger Holes | Premium Colors  | 25         | 15.00  | 3             |
| x   |              | 38.40.910.xxx  | 4'     | Without Hanger Holes | WoodScenes      | 25         | 15.00  | 6             |

Optimal use with standard grid.

|  |   |               |    |                      |                  |    |      |   |
|--|---|---------------|----|----------------------|------------------|----|------|---|
| <b>Reflective Web Covers – 0.012" Aluminum</b> |   |               |    |                      |                  |    |      |   |
|  | x | 48.40.907.xxx | 2' | With Hanger Holes    | Premium Finishes | 50 | 5.00 | 3 |
|  | x | 48.40.908.xxx | 2' | Without Hanger Holes | Premium Finishes | 50 | 5.00 | 3 |
|  | x | 48.40.909.xxx | 4' | With Hanger Holes    | Premium Finishes | 25 | 5.00 | 3 |
|  | x | 48.40.910.xxx | 4' | Without Hanger Holes | Premium Finishes | 25 | 5.00 | 3 |



**Infill Panel**  
38.06



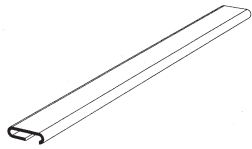
**Edge Cap**  
36.10.916, 46.10.916

| Product Number                                      | Cell Size | Height | Maximum Hole Size | Weight | Service Level |
|---|-----------|--------|-------------------|--------|---------------|
| <b>Cell Infill Panels With Cutouts – Flush Fit*</b> |           |        |                   |        |               |
| 38.06.003.xxx                                       | 3" x 3"   | 2"     | 2.125"            | 1      | 4             |
| 38.06.004.xxx                                       | 4" x 4"   | 2"     | 3.125"            | 1      | 4             |
| 38.06.006.xxx                                       | 6" x 6"   | 2"     | 5.125"            | 1      | 4             |
| 38.06.008.xxx                                       | 8" x 8"   | 2"     | 7.125"            | 1      | 4             |
| 38.06.012.xxx                                       | 12" x 12" | 2"     | 11.125"           | 2      | 4             |

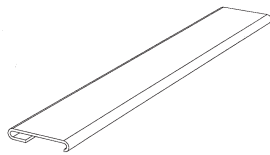
\*Hole size and type (round or square) to be specified at time of order.

| Product Number   | Dimensions |         |              | Colors                       | Weight per Piece | Service Level |
|--|------------|---------|--------------|------------------------------|------------------|---------------|
|  | Length     | Height  | Face         |                              |                  |               |
| <b>Edge Cap – Finished Both Sides for Free-Floating Applications</b> |            |         |              |                              |                  |               |
| 36.10.916.xxx  | 10'        | 2 1/16" | 9/16" x 3/8" | Standard Colors              | 2                | 2             |
| 36.10.916.xxx  | 10'        | 2 1/16" | 9/16" x 3/8" | Premium Colors and Finishes* | 2                | 3             |
| 46.10.916.xxx  | 10'        | 2 1/16" | 9/16" x 3/8" | WoodScenes                   | 2                | 6             |

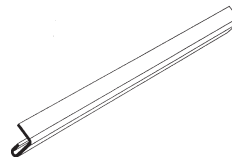
\*Reflective and Anodized finishes on one side only.



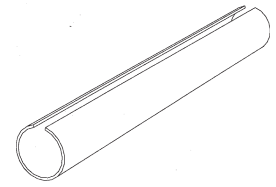
**Alignment Clip (top)**  
48.40.002



**Alignment Clip (top)**  
38.40.922



**Alignment Clip (bottom)**  
48.40.001



**Alignment Sleeve (bottom)**  
38.40.923



**Indexing Suspension Clip**  
48.40.005

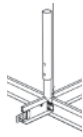


**Suspension Clip**  
48.40.003, 38.40.921

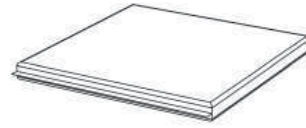


**Swivel Suspension Clip**  
48.40.004, 38.40.004

| Product Number                                | Description                                      | Minimum Order Quantity |        | Service Level |
|---|--|------------------------|--------|---------------|
|   |  | Pieces                 | Weight |               |
| <b>Alignment Clip (top)</b>                   |  |                        |        |               |
| 48.40.002                                     | Steel Baffle – Clear                             | 100                    | 1      | 0             |
| 38.40.922                                     | Steel Baffle – Clear                             | 100                    | 1      | 0             |
| <b>Alignment Clip (bottom)</b>                |  |                        |        |               |
| 48.40.001                                     | Steel Baffle                                     | 100                    | 1      | 0             |
| <b>Alignment Sleeve (bottom)</b>              |  |                        |        |               |
| 38.40.923                                     | Aluminum Baffle                                  | 50                     | 1      | 0             |
| <b>Indexing Suspension Clip</b>               |  |                        |        |               |
| 48.40.005.008                                 | Clip to attach V-Base Baffle to Intaline Carrier | 250                    | 1      | 0             |
| <b>Suspension Clip for 15/16" Grid</b>        |  |                        |        |               |
| 48.40.003.008                                 | Steel Baffle to 15/16" Grid – 08 Black           | 100                    | 1      | 0             |
| 38.40.921.008                                 | Aluminum Baffle to 15/16" Grid – 08 Black        | 100                    | 1      | 0             |
| <b>Swivel Suspension Clip for 15/16" Grid</b> |  |                        |        |               |
| 48.40.004.08                                  | Steel Baffle to 15/16" Grid – 08 Black           | 25                     | 2      | 4             |
| 38.40.004.08                                  | Aluminum Baffle to 15/16" Grid – 08 Black        | 25                     | 2      | 4             |




**Compression Strut**  
55.33.001 – 55.33.009

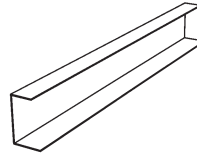


**Poly-Wrapped Acoustical Pad**  
52.00.xxx, 52.01.xxx, 52.02.xxx

| Metaline   | Securiline | Product Number | Description                            | Size         | Order     |        |                  | Service Level |
|--|------------|----------------|--|--------------|-----------|--------|------------------|---------------|
|  |            |                |  |              | Feet      | Pieces | Weight per Piece |               |
| <b>Access Clip</b>                                       |            |                |  |              |           |        |                  |               |
|  | x          | 52.01.003      | Steel                                  | 6" x 3 1/2"  | Per Order |        |                  | 5             |
| <b>Compression Strut</b>                                 |            |                |  |              |           |        |                  |               |
| x  | x          | 55.33.001      | 1' Drop with Screw                     |              | Per Order | 5      |                  | 1             |
| x  | x          | 55.33.002      | 2' Drop with Screw                     |              | Per Order | 5      |                  | 1             |
| x  | x          | 55.33.003      | 3' Drop with Screw                     |              | Per Order | 14     |                  | 1             |
| x  | x          | 55.33.004      | 4' Drop with Screw                     |              | Per Order | 19     |                  | 1             |
| x  | x          | 55.33.005      | 5' Drop with Screw                     |              | Per Order | 23     |                  | 1             |
| x  | x          | 55.33.006      | 6' Drop with Screw                     |              | Per Order | 27     |                  | 1             |
| x  | x          | 55.33.007      | 7' Drop with Screw                     |              | Per Order | 31     |                  | 1             |
| x  | x          | 55.33.008      | 8' Drop with Screw                     |              | Per Order | 36     |                  | 1             |
| x  | x          | 55.33.009      | 9' Drop with Screw                     |              | Per Order | 40     |                  | 1             |
| <b>Midspan Attachment</b>                                |            |                |  |              |           |        |                  |               |
|  | x          | 52.14.059      | Splice Clip                            | 3" x 8"      | Per Order |        |                  | 5             |
|  | x          | 52.14.062      | Corner Clip                            | 3" x 5" x 3" | Per Order |        |                  | 5             |
| <b>Poly-Wrapped Acoustical Pad</b>                       |            |                |  |              |           |        |                  |               |
|  | x          | 52.02.001.008  | 1" x 1 lb., Black                      | 1' x 1'      |           | 0.13   |                  | 5             |
| x  | x          | 52.00.023.008  | 1" x 1 lb., Black                      | 1' x 2'      |           | 0.25   |                  | 2             |
| x  |            | 52.01.059.008  | 1" x 1 lb., Black                      | 2' x 2'      |           | 0.5    |                  | 2             |
| x  |            | 52.01.061.008  | 1" x 1 lb., Black                      | 2' x 4'      |           | 1      |                  | 2             |
|  | x          | 52.02.015.008  | 1 1/2" x 1 lb., Black                  | 1' x 1'      |           | 0.13   |                  | 5             |
| x  | x          | 52.00.025.008  | 1 1/2" x 1 lb., Black                  | 1' x 2'      |           | 0.25   |                  | 2             |
| x  |            | 52.01.064.008  | 1 1/2" x 1 lb., Black                  | 2' x 2'      |           | 0.5    |                  | 2             |
| x  |            | 52.01.063.008  | 1 1/2" x 1 lb., Black                  | 2' x 4'      |           | 1      |                  | 2             |
| <b>Torx Tamper Resistant Security Screws and Drivers</b> |            |                |  |              |           |        |                  |               |
| x  | x          | 85.53.291.001  | #10 x 3/4" Button Head, 6 Point, White |              | Per Order |        |                  | 0             |
| x  | x          | 85.53.293      | Driver for #10 Torx Security Screw     |              | Per Order |        |                  | 0             |



**Steel Wire Grid Spacer**  
60.00.021



**Hold Down Insert**  
52.18.061, 52.16.061,  
52.14.061, 52.12.061

| Metaline                | Securline | Product Number | Description | Size    | Order |        |                  | Service Level |
|-------------------------|-----------|----------------|-------------|---------|-------|--------|------------------|---------------|
|                         |           |                |             |         | Feet  | Pieces | Weight per Piece |               |
| <b>Wire Grid Spacer</b> |           |                |             |         |       |        |                  |               |
|                         | x         | 60.00.021      | Steel       | 2' x 2' |       |        | 0.5              | 3             |
|                         | x         | 60.00.020      | Steel       | 1' x 2' |       |        | 0.25             | 3             |

| <b>Hold Down Insert – For Wall Channel and Midspan Support</b> |   |                |              |      |      |           |                  |               |
|--|---|----------------|--------------|------|------|-----------|------------------|---------------|
|  |   | Product Number | Description  | Size | Feet | Pieces    | Weight per Piece | Service Level |
|  | x | 52.18.061      | 18 ga. Steel | 11"  |      | Per Order |                  | 5             |
|  | x | 52.16.061      | 16 ga. Steel | 11"  |      | Per Order |                  | 5             |
|  | x | 52.14.061      | 14 ga. Steel | 11"  |      | Per Order |                  | 5             |
|  | x | 52.12.061      | 12 ga. Steel | 11"  |      | Per Order |                  | 5             |

|   |  | Product Number | Dimensions  |         |        | Per Carton |           |        | Service Level |
|---|--|----------------|-------------|---------|--------|------------|-----------|--------|---------------|
|   |  |                | Face        | Height  | Length | Feet       | Pieces    | Weight |               |
| <b>Hold Down Insert for 1 1/2" Channel – 18 ga. Steel</b> |  |                |             |         |        |            |           |        |               |
| x   |  | 58.06.637      | 3/4" x 3/4" | 1 7/16" | 11"    |            | Per Order |        | 0             |
| x   |  | 58.06.639      | 3/4" x 3/4" | 1 7/16" | 22"    |            | Per Order |        | 0             |

# PRODUCT INDEX

| Product Number | Page | Product Number | Page | Product Number | Page     |
|----------------|------|----------------|------|----------------|----------|
| 10.00.200      | 93   | 48.40.100      | 95   | 52.35.243      | 82       |
| 10.00.250      | 93   | 48.40.101      | 95   | 52.35.244      | 82       |
| 10.00.826      | 92   | 48.40.907      | 111  | 52.36.221      | 82       |
| 10.00.828      | 92   | 48.40.908      | 111  | 52.36.222      | 82       |
| 10.01.206      | 92   | 48.40.909      | 111  | 52.36.223      | 82       |
| 10.01.209      | 93   | 48.40.910      | 111  | 52.36.224      | 82       |
| 10.01.210      | 92   | 48.50.004      | 67   | 52.36.225      | 82       |
| 10.01.229      | 93   | 52.00.023      | 114  | 52.36.226      | 82       |
| 10.01.229UL    | 92   | 52.00.025      | 114  | 52.36.227      | 82       |
| 10.01.409      | 97   | 52.01.003      | 114  | 52.36.228      | 82       |
| 10.04.000      | 93   | 52.01.059      | 114  | 55.33.001      | 114      |
| 10.04.014      | 93   | 52.01.061      | 114  | 55.33.002      | 114      |
| 10.04.022      | 93   | 52.01.063      | 114  | 55.33.003      | 114      |
| 10.04.022UL    | 92   | 52.01.064      | 114  | 55.33.004      | 114      |
| 10.04.040      | 93   | 52.02.001      | 114  | 55.33.005      | 114      |
| 29x            | 91   | 52.02.015      | 114  | 55.33.006      | 114      |
| 36.10.916      | 112  | 52.11.001      | 86   | 55.33.007      | 114      |
| 36.22.003      | 62   | 52.11.003      | 86   | 55.33.008      | 114      |
| 36.22.004      | 62   | 52.12.001      | 86   | 55.33.009      | 114      |
| 36.22.006      | 62   | 52.12.003      | 86   | 55.39.001      | 96       |
| 36.22.008      | 63   | 52.12.056      | 99   | 55.39.002      | 96       |
| 36.22.036      | 62   | 52.12.058      | 99   | 55.39.004      | 96       |
| 36.22.048      | 62   | 52.12.061      | 115  | 55.39.112      | 96       |
| 36.24.004      | 62   | 52.13.001      | 86   | 56.32.22X      | 19       |
| 36.24.006      | 62   | 52.13.003      | 86   | 56.32.22xx     | 19       |
| 36.24.008      | 63   | 52.14.001      | 86   | 57.32.24AA     | 20       |
| 36.24.312      | 62   | 52.14.003      | 86   | 57.32.24X      | 20       |
| 36.24.412      | 62   | 52.14.056      | 99   | 57.32.26AA     | 20       |
| 36.24.612      | 62   | 52.14.058      | 99   | 57.32.26X      | 20       |
| 36.44.012      | 63   | 52.14.059      | 114  | 57.32.28AA     | 20       |
| 38.06.003      | 112  | 52.14.061      | 115  | 57.32.28X      | 20       |
| 38.06.004      | 112  | 52.14.062      | 114  | 58.01.004      | 109      |
| 38.06.006      | 112  | 52.15.001      | 86   | 58.01.005      | 94       |
| 38.06.008      | 112  | 52.15.003      | 86   | 58.01.007      | 94       |
| 38.06.012      | 112  | 52.16.001      | 86   | 58.01.008      | 94       |
| 38.40.004      | 113  | 52.16.003      | 86   | 58.01.009      | 109      |
| 38.40.031      | 67   | 52.16.056      | 99   | 58.01.011      | 109      |
| 38.40.051      | 67   | 52.16.058      | 99   | 58.01.022      | 94       |
| 38.40.061      | 67   | 52.16.061      | 115  | 58.01.027      | 110      |
| 38.40.907      | 111  | 52.18.056      | 99   | 58.01.028      | 110      |
| 38.40.908      | 111  | 52.18.058      | 99   | 58.01.029      | 110      |
| 38.40.909      | 111  | 52.18.061      | 115  | 58.01.044      | 52       |
| 38.40.910      | 111  | 52.18.065      | 99   | 58.01.052      | 108      |
| 38.40.921      | 113  | 52.31.121      | 82   | 58.01.058      | 110      |
| 38.40.922      | 113  | 52.31.122      | 82   | 58.01.059      | 104, 110 |
| 38.40.923      | 113  | 52.31.141      | 82   | 58.01.061      | 104      |
| 38.90.124      | 97   | 52.31.142      | 82   | 58.01.063      | 104      |
| 38x.xx.xx      | 91   | 52.31.221      | 82   | 58.01.064      | 104      |
| 46.10.916      | 112  | 52.31.222      | 82   | 58.01.072      | 107      |
| 46.22.003      | 63   | 52.31.241      | 82   | 58.01.074      | 107      |
| 46.22.004      | 63   | 52.31.242      | 82   | 58.01.076      | 107      |
| 46.22.006      | 63   | 52.32.221      | 82   | 58.01.078      | 107      |
| 46.22.008      | 63   | 52.32.222      | 82   | 58.01.107      | 107      |
| 46.22.036      | 63   | 52.35.121      | 82   | 58.01.108      | 107      |
| 46.22.048      | 63   | 52.35.122      | 82   | 58.01.317      | 110      |
| 46.24.004      | 63   | 52.35.123      | 82   | 58.01.318      | 110      |
| 46.24.006      | 63   | 52.35.124      | 82   | 58.01.403      | 110      |
| 46.24.008      | 63   | 52.35.141      | 82   | 58.03.011      | 109      |
| 46.24.312      | 63   | 52.35.142      | 82   | 58.03.012      | 52       |
| 46.24.412      | 63   | 52.35.143      | 82   | 58.03.017      | 98       |
| 46.24.612      | 63   | 52.35.144      | 82   | 58.03.018      | 53       |
| 46.44.012      | 63   | 52.35.221      | 82   | 58.03.052      | 53       |
| 48.40.001      | 113  | 52.35.222      | 82   | 58.03.171      | 108      |
| 48.40.002      | 113  | 52.35.223      | 82   | 58.03.426      | 56       |
| 48.40.003      | 113  | 52.35.224      | 82   | 58.03.445      | 56       |
| 48.40.004      | 113  | 52.35.241      | 82   | 58.03.450      | 57       |
| 48.40.005      | 113  | 52.35.242      | 82   | 58.03.451      | 57       |

# PRODUCT INDEX (CONTINUED)

| Product Number | Page | Product Number | Page   | Product Number | Page |
|----------------|------|----------------|--------|----------------|------|
| 58.03.455      | 58   | 417.00         | 103    | 04471C         | 13   |
| 58.03.460      | 58   | 429            | 100    | 04471S         | 13   |
| 58.03.525      | 109  | 429.00         | 103    | 04472C         | 13   |
| 58.03.530      | 109  | 430            | 100    | 04472S         | 13   |
| 58.03.535      | 109  | 433.00         | 103    | 04473C         | 13   |
| 58.03.625      | 108  | 434.00         | 103    | 04473S         | 13   |
| 58.03.630      | 108  | 436.00         | 103    | 04571S         | 14   |
| 58.03.635      | 108  | 437.00         | 103    | 04572S         | 14   |
| 58.03.717      | 98   | 441.00         | 103    | 04671S         | 14   |
| 58.04.011      | 109  | 442.00         | 103    | 04672S         | 14   |
| 58.04.451      | 57   | 443.00         | 103    | 04770S         | 14   |
| 58.06.637      | 115  | 444.00         | 103    | 04870S         | 14   |
| 58.06.639      | 115  | 445.00         | 103    | 7771           | 106  |
| 59.32.26X      | 19   | 446.36.00      | 101    | 7773           | 106  |
| 59.32.26xx     | 19   | 446.46.00      | 101    | 8886           | 103  |
| 60.00.008      | 98   | 447.00         | 101    | 8901.xx        | 78   |
| 60.00.009      | 98   | 448.00         | 101    | 8902.xx        | 78   |
| 60.00.010      | 98   | 450.00         | 101    | 8903.xx        | 78   |
| 60.00.011      | 98   | 481.024        | 91     | 8904.xx        | 78   |
| 60.00.012      | 105  | 923.00         | 105    | AMA461X        | 35   |
| 60.00.013      | 105  | 924.00         | 105    | AMA463X        | 33   |
| 60.00.014      | 105  | 940            | 104    | AMA483X        | 33   |
| 60.00.015      | 105  | 1470.36        | 102    | AMC463X        | 29   |
| 60.00.020      | 115  | 1470.46        | 102    | AMC483X        | 29   |
| 60.00.021      | 115  | 01470C         | 12     | AME463X        | 31   |
| 60.00.031      | 105  | 01470IM        | 9      | AME483X        | 31   |
| 60.00.032      | 105  | 01470Q         | 9      | AMF463X        | 27   |
| 60.00.033      | 105  | 01470S         | 11     | AMF483X        | 27   |
| 60.00.034**    | 105  | 01470TM        | 9      | C1210M         | 95   |
| 63.11.038      | 43   | 1471.36        | 102    | C1800K         | 71   |
| 63.12.037      | 43   | 1471.46        | 102    | C1802K         | 71   |
| 63.22.xxx      | 40   | 01471C         | 12     | C1804K         | 71   |
| 63.23.036      | 43   | 01471IM        | 9      | C1804M         | 95   |
| 63.24.xxx      | 40   | 01471Q         | 9      | C1811K         | 71   |
| 63.25.xxx      | 43   | 01471S         | 11     | C1811M         | 95   |
| 63.26          | 105  | 01471TM        | 9      | C3209          | 97   |
| 63.26.031      | 105  | 1472.36        | 102    | MA010.500CH    | 92   |
| 63.26.032      | 105  | 1472.46        | 102    | MA461X         | 34   |
| 63.26.033      | 105  | 01472C         | 12     | MA463X         | 32   |
| 63.26.035      | 105  | 01472IM        | 9      | MA483X         | 32   |
| 63.26.100      | 106  | 01472Q         | 9      | MC463X         | 28   |
| 63.26.200      | 104  | 01472S         | 11     | MC483X         | 28   |
| 63.26.202      | 104  | 01472TM        | 9      | ME463X         | 30   |
| 63.26.xxx      | 43   | 1473.36        | 102    | ME483X         | 30   |
| 63.27.xxx      | 43   | 1473.46        | 102    | MF463X         | 26   |
| 63.28.xxx      | 43   | 01473C         | 12     | MF463X02BX     | 26   |
| 63.40.015      | 47   | 01473IM        | 9      | MF483X         | 26   |
| 63.40.020      | 46   | 01473Q         | 9      |                |      |
| 63.40.025      | 46   | 01473S         | 11     |                |      |
| 63.40.026      | 46   | 01473TM        | 9      |                |      |
| 63.40.030      | 47   | 1474.36        | 102    |                |      |
| 63.40.035      | 46   | 1474.46        | 102    |                |      |
| 63.40.040      | 46   | 1474C          | 12     |                |      |
| 63.40.041      | 47   | 01474IM        | 101    |                |      |
| 63.40.050      | 46   | 01474S         | 11     |                |      |
| 63.40.060      | 46   | 01474TM        | 101    |                |      |
| 63.40.062      | 47   | 1475.36        | 102    |                |      |
| 63.40.063      | 46   | 1475.46        | 102    |                |      |
| 63.40.075      | 46   | 01475C         | 12     |                |      |
| 63.40.085      | 46   | 01475IM        | 9, 101 |                |      |
| 63.40.095      | 46   | 01475S         | 11     |                |      |
| 64.22.xxx      | 40   | 01475TM        | 9, 101 |                |      |
| 85.53.291      | 114  | 1500.08C       | 94     |                |      |
| 384.00         | 103  | 1501.08C       | 94     |                |      |
| 385.00.00      | 91   | 1503.08C       | 110    |                |      |
| 414            | 100  | 04470C         | 13     |                |      |
| 417            | 100  | 04470S         | 13     |                |      |



# PRODUCT CROSS REFERENCE GUIDE

| <b>Chicago Metallic</b>           | <b>Armstrong (AWI)</b>       | <b>Gordon</b>    | <b>HunterDouglas</b>                | <b>USG</b>                  |
|-----------------------------------|------------------------------|------------------|-------------------------------------|-----------------------------|
| BeamGrid™                         | –                            | Beam-Mate™       | Cell Frames™                        | –                           |
| CubeGrid™                         | Prelude® XL 360 Painted Grid | –                | –                                   | GridWare™                   |
| CurvGrid™                         | Serpentina™                  | Aluma-Vault™     | –                                   | Curvatura™                  |
| CurvGrid™ with EZ-Flex™ Panels    | –                            | –                | –                                   | –                           |
| GraphGrid™                        | Cell™                        | –                | –                                   | WireWorks™                  |
| Infinity™                         | Axiom™ Classic               | Contura™         | EdgeLine™                           | Compasso™                   |
| Infinity™ D                       | Axiom™ Drywall Bottom Trim   | Drywall Profiles | –                                   | –                           |
| Infinity™ R                       | –                            | –                | –                                   | –                           |
| Infinity™ RD                      | –                            | –                | –                                   | –                           |
| Infinity™ Z                       | Axiom™ Knife Edge            | –                | –                                   | Compasso™ Slim              |
| Infinity™ ZD                      | Axiom™ Knife Edge Drywall    | –                | –                                   | –                           |
| Infinity™ paired                  | Axiom™                       | –                | –                                   | Compasso™ C <sup>2</sup> ™  |
| Intaline™                         | –                            | Fin-Mate™        | Screen/Baffle™                      | –                           |
| Magna T-Cell™                     | Open Cell Lay-in and Lock-in | –                | RevealLine™, Pattern Cell Open Cell | –                           |
| Metaline™                         | –                            | Lockdown         | –                                   | –                           |
| Planar® Rd Edge                   | –                            | –                | Luxalon® 84R                        | –                           |
| Planar® Sq Edge                   | Connections™                 | –                | Box Series™                         | Paraline I™                 |
| PlanarPlus® Rd Edge               | –                            | –                | Luxalon® 84G                        | –                           |
| PlanarPlus® Sq Edge               | Flush Tegular                | –                | –                                   | Paraline II™                |
| PlanarMacro®                      | –                            | –                | Box Series™                         | Paraline III™ (7 1/4" only) |
| MacroPlus™                        | –                            | –                | –                                   | –                           |
| Planostile™ Lay-in Sq Edge        | Flush Tegular                | Millenium™       | Snap/Hook/Lay-in                    | Panz™                       |
| Planostile™ Reveal Lay-in Sq Edge | Tegular                      | Millenium™       | Luxalon® Tegular Lay-in             | –                           |
| Planostile™ Snap-in Sq Edge       | Snap-in                      | Millenium™       | Luxalon® Snap-in                    | Celebration™                |
| Planostile™ Snap-in Bevel Edge    | Concealed Beveled            | –                | –                                   | –                           |
| Securline®                        | –                            | Cel-Line™        | –                                   | –                           |
| Traditions™                       | –                            | –                | –                                   | –                           |