

# SpanAir™ Metal Ceiling Systems

## PRODUCT GUIDE




**Chicago Metallic®**  
*Fast. Easy. Customer Focused.®*

■ ■ ■ CEILING SOLUTIONS

M  
METAL

REVEAL THE DRAMATIC.  
**Conceal the rest.**

With the introduction of SpanAir™, Chicago Metallic expands the options for expansive ceiling systems. Concealing grid and suspension systems while providing easy plenum access, SpanAir combines modern, clean lines and easy point-to-point access in one cost-effective package.




SpanAir™ Planks



SpanAir™ Torsion Spring Panels



SpanAir™ Clip-In Panels



## SpanAir™ Planks

Aesthetic excellence and design ingenuity come together in SpanAir Planks, where smooth, uninterrupted lines provide an unlikely counterpoint to superior functional convenience. Available in either Hook-In or Hook-On versions, the planks are easy to install in conventional suspension and drywall grid components, and they can be removed or replaced with no difficulty. Achieve either flat or wave designs by using custom and perimeter trim components.

## SpanAir™ Torsion Spring Panels

Only their clean, classic look rivals the operational ease and durability of SpanAir Torsion Spring Panels. A study in visual sophistication and design simplicity, they are at once monolithic in appearance and highly accessible. Suitable for interior applications, they integrate seamlessly with factory-slotted suspension grids. All panels come equipped with factory-installed EZ Spring™ feature to facilitate easy shipping and installation.

## SpanAir™ Clip-In Panels

SpanAir Clip-In Panels make it extraordinarily simple to retrofit and conceal suspension 15/16" grid systems with a fresh, stylish look. These easy-to-install panels provide a dramatic alternative to exposed gridlines, and they're perfect for both new and existing spaces. And because they're built to last, they save money as well as the resources associated with costly repairs.

## An array of advantages

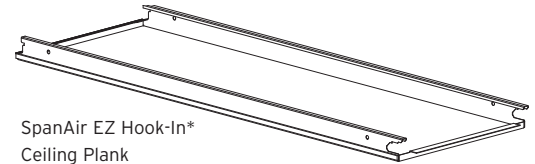
All SpanAir components offer aesthetic variety and several practical benefits.

- Available in a wide range of standard and custom sizes
- A broad variety of finishes and laminates provides options ranging from classic to contemporary
- Available in square or beveled edge design
- Engineered to resist rot, decay, sag or warping, even in harsh environments
- No VOCs; won't harm the environment through decay or off-gassing
- Made of non-combustible material for a Class A fire rating
- Includes a 25-year warranty against manufacturer defects
- Enhanced acoustical performance can be achieved with perforation and acoustical backing materials
- Coatings that maximize light reflectance and require fewer light fixtures conserve energy
- Temperature-controlled environments not essential when installing in an interior environment
- All materials can be locally recycled at the end of useful life

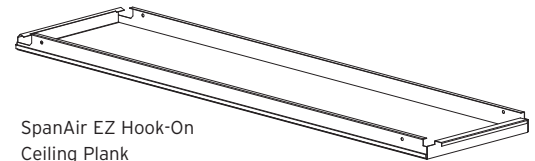
## Popular applications

Commercial offices, airports, education, recreation, entertainment, hospitality, healthcare, institutional and retail.

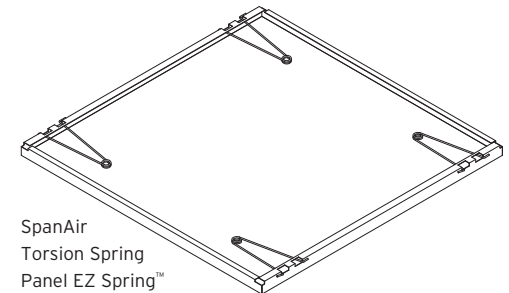
\*Patent pending



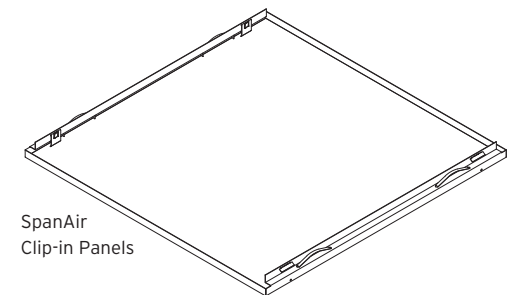
SpanAir EZ Hook-In\*  
Ceiling Plank



SpanAir EZ Hook-On  
Ceiling Plank



SpanAir  
Torsion Spring  
Panel EZ Spring™  
(springs nested)



SpanAir  
Clip-in Panels



*Up-to-date, time stamped product information  
is always available on the web*



# SpanAir™ Plank Hook-In

## Physical Data

### Product

#### Applications:

Create spanning, monolithic, and easily accessible, acoustically enhanceable ceilings for airports, passenger terminals, corridors, assembly halls, convocation centers and stadiums.

#### Features:

- Planks are constructed of recycled aluminum or galvanized steel
- EZ Hook-In\* tabs allow plank installation in conventional drywall grid
- Hook-In planks for use in interior spaces
- Square edge design with perimeter gasket on two sides
- Standard widths of 12" or 24", in 5 lengths of up to 96"
- Planks available in solid or perforated designs
- Hook-In design for downward accessibility without special tools
- Easily incorporates air, fire and audio and other services
- Planks contain no organic compounds that support mold or microbial growth
- Factory applied, no-VOC powder coated paints or laminated finishes

#### Benefits:

- Plank attributes may contribute to LEED® Certification project credits
- EZ Hook-In tabs make plank installation easier due to use in conventional, suspension grid
- Perimeter gasket facilitates ease of plank removal, plank alignment and anti-vibration
- No tools required to achieve downward accessibility
- Acoustical enhancement is a cinch with a variety of perforation designs and Acoutex™ backer
- 100% recycled content; recyclable at end of useful life

\*Patent pending

#### Material:

- .040 recycled aluminum

#### Components:

##### 1. Planks:

- Standard Painted Colors
- Premium Painted Colors
- MetalWood® Finishes
- WoodScenes™ Painted Colors

##### Size

- 12" x 48"
- 12" x 60"
- 12" x 72"
- 12" x 84"
- 12" x 96"
- 24" x 48"
- 24" x 60"
- 24" x 72"
- 24" x 84"
- 24" x 96"

##### Surface

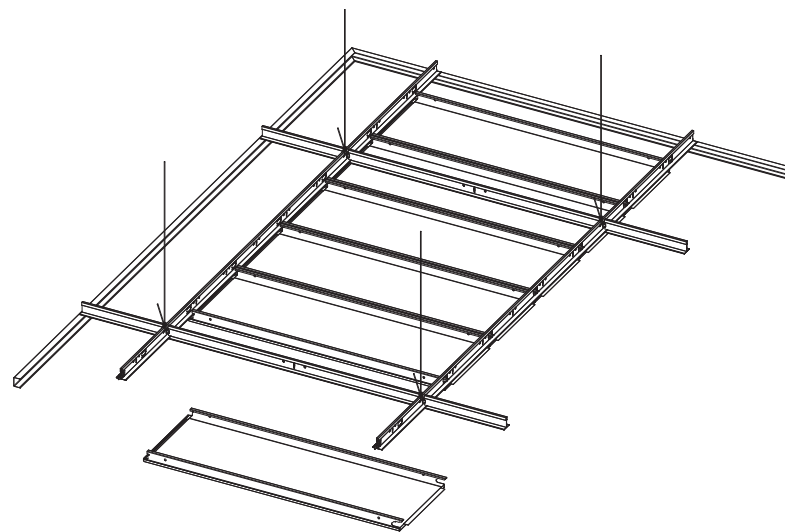
- Solid
- Standard perforation pattern
- Premium perforation pattern

##### Profile

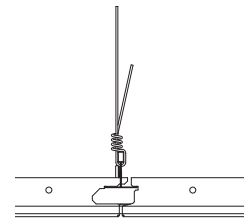
- AMP aluminum (square edge)

##### 2. Accessories:

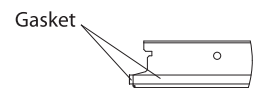
- Acoutex™ acoustical backer
- Encapsulated acoustical bag



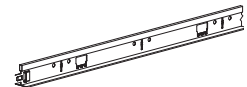
### Edge Details



Hook-In Detail



Hook-In Gasket



Hook-In Webslot Detail



# SpanAir™ Plank Hook-In

## Physical Data

### Product

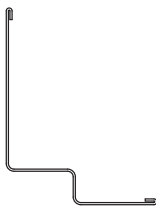
TYPE:	Hook-In
MATERIAL:	Painted anodized aluminum
SURFACE:	Solid and perforated
SIZE:	Widths range-12" or 24", length range 48", 60", 72", 84" and 96"
EDGE DETAIL:	Square with gasket on two sides
TEXTURE:	Smooth
FIRE:	Class A: flame 0, smoke 0 per ASTM E-84
SOUND:	NRC 0.70-perforated with Acoutex™ backer NRC 0.90-perforated with acoustical bag
PERFORMANCE:	Interior environments*
SUSPENSION:	640 Drywall HD Main Runner with notched web to receive plank ends and cross tees
CLASSIFICATION:	Type = XX, pattern C, G ASTM E-1264
WARRANTY:	1 year limited
SUSTAINABILITY:	75-100% recycled content. 100% locally recyclable at end of useful life

\*Consult with engineer to evaluate suitability for intended application.

### Sections



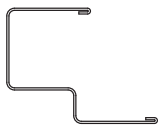
Angle



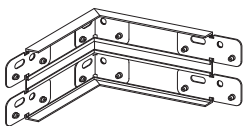
Angle Reveal



Channel




Channel with Reveal




Infinity™ Perimeter Trim

### Perforation Patterns


#### Standard




D 98R216L




E 71R138D




R 250S750L



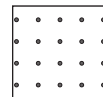
V 62R250D



J 250R312S




Q 60R169L




AA 62R354L


#### Premium




B 60R169D



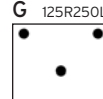
F 71R195L



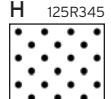
G 125R250L




H 125R345



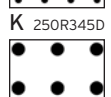
I 188R1000D



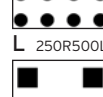
K 250R345D



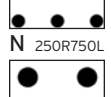
L 250R500L



N 250R750L



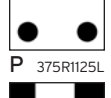
O 375S1125L



P 375R1125L



W 562R1312L



Y 562S1312L



Z 125R500L



# SpanAir™ Plank Hook-On

## Physical Data

### Product

#### Applications:

Create spanning, monolithic, and easily accessible, acoustically enhanceable ceilings for airports, passenger terminals, corridors, assembly halls, convocation centers and stadiums.

#### Features:

- Planks are constructed of recycled aluminum or galvanized steel
- Hook-On design allows plank installation in drywall grid with J-bar on cross tees
- Hook-On planks for use in interior spaces
- Square edge design with perimeter gasket on two sides
- Custom widths of 9" to 24", and in lengths of up to 120"
- Planks available in solid or perforated designs
- Hook-On design for downward accessibility without special tools
- Easily incorporates air, fire and audio and other services
- Planks contain no organic compounds that support mold or microbial growth
- Factory applied, no-VOC powder coated paints or laminated finishes

#### Benefits:

- Plank attributes may contribute to LEED® Certification project credits
- Hook-On design helps facilitate plank downward accessibility without special tools
- Perimeter gasket facilitates ease of plank removal, plank alignment and anti-vibration
- Acoustical enhancement is a cinch with a variety of perforation designs and Acoutex™ backer
- 100% recycled content; recyclable at end of useful life

#### Material:

- .040 recycled aluminum

#### Components:

##### 1. Planks:

- Standard Painted Colors       Premium Painted Colors
- MetalWood® Finishes       WoodScenes™ Painted Colors

##### Size

- width (9" to 24") \_\_\_\_\_
- length (48" to 120") \_\_\_\_\_

##### Surface

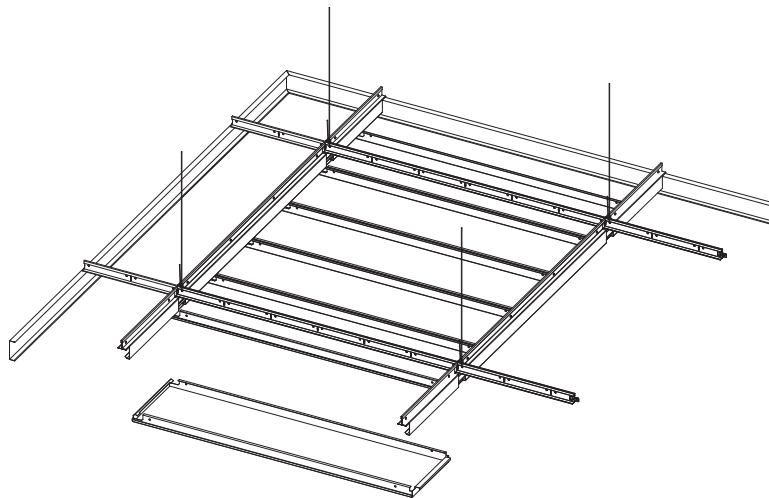
- Solid
- Standard perforation pattern
- Premium perforation pattern

##### Profile

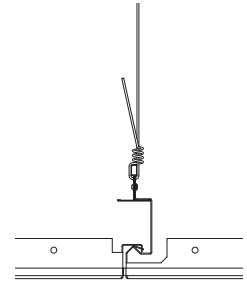
- AMP aluminum (square edge)

##### 2. Accessories:

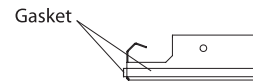
- Acoutex™ acoustical backer
- Encapsulated acoustical bag



#### Edge Details



Hook-On Detail



Hook-On Gasket



Hook-On Cross Tee with J-bar



# SpanAir™ Plank Hook-On

## Physical Data

### Product

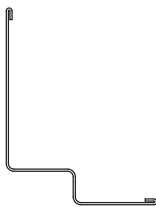
TYPE:	Hook-On
MATERIAL:	Painted aluminum or anodized aluminum
SURFACE:	Solid and perforated
SIZE:	Custom; width range—9" to 24", length range 48" to 120" (One inch increments)
EDGE DETAIL:	Square with gasket on two sides
TEXTURE:	Smooth
FIRE:	Class A: flame 0, smoke 0 per ASTM E-84
SOUND:	NRC 0.70—perforated with Acoutex™ backer NRC 0.90—perforated with acoustical bag
PERFORMANCE:	Interior environments*
SUSPENSION:	HD drywall main runner with factory-attached J bar to cross tees
CLASSIFICATION:	Type = XX, pattern C, G ASTM E-1264
WARRANTY:	1 year limited
SUSTAINABILITY:	75-100% recycled content. 100% locally recyclable at end of useful life

\*Consult with engineer to evaluate suitability for intended application.

### Sections



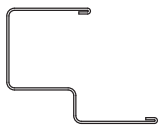
Angle



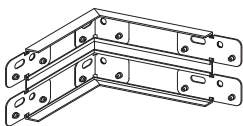
Angle Reveal



Channel




Channel with Reveal




Infinity™ Perimeter Trim

### Perforation Patterns


#### Standard




D 98R216L




E 71R138D




R 250S750L



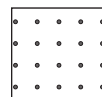
V 62R250D



J 250R312S




Q 60R169L




AA 62R354L


#### Premium




B 60R169D



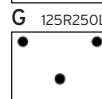
F 71R195L



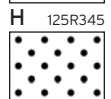
G 125R250L



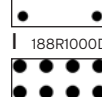
H 125R345



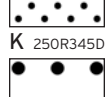
I 188R1000D



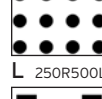
K 250R345D



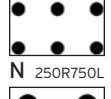
L 250R500L



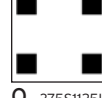
N 250R750L



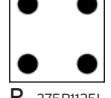
O 375S1125L



P 375R1125L



W 562R1312L



Y 562S1312L



Z 125R500L



## SpanAir™ Plank Hook-In

### PART 1—GENERAL

#### 1.01 Section Includes

- A. Provide SpanAir Plank Hook-In Metal Ceiling System manufactured and supplied by Chicago Metallic.

#### 1.02 Related Sections

- A. Section 09120 Ceiling Suspension Systems
- B. Section 09545 Special Ceiling Surfaces
- C. Section 13020 Integrated Assemblies
- D. Section 13080 Sound, Vibration, and Seismic Control
- E. Section 15550 Heating, Ventilating, and Air Conditioning
- F. Section 16500 Lighting

#### 1.03 References

- A. American Society for Testing and Materials (ASTM)
  1. C 635—Standard Specification for the Manufacture, Performance, and Testing of Metal Suspension Systems for Acoustical Tile and Lay-In Panel Ceilings.
  2. C 636—Standard Recommended Practice for Installation of Metal Suspension Systems for Acoustical Tile and Lay-in Panel Ceilings.
  3. E 84—Test Method for Surface Burning Characteristics of Building Materials.

#### 1.04 Submittals

- A. Product data sheets listing plank dimensions, weight, style, and standards compliance.
- B. Samples: Manufacturer's sample of each type of ceiling unit (plank) proposed for each location.

#### 1.05 Project Conditions

- A. Environmental Requirements
  1. Verify weather tightness of area to receive system prior to installation.
  2. Installation to begin only when temperature and humidity conditions closely approximate interior conditions which will exist when area is complete and occupied.

#### 1.06 Maintenance

- A. Furnish additional material equal to \_\_\_\_\_% of the ceiling system area.

### PART 2—PRODUCTS

#### 2.01 Manufacturer

SpanAir Plank Hook-In Metal Ceiling System, as manufactured by Chicago Metallic. 4849 South Austin Avenue, Chicago, IL 60638. 1-800-323-7164.

#### 2.02 Materials

- A. Suspension System
  1. Main Carrier:
    - a. Chicago Metallic (640 HD Drywall Suspension) T-shape design with knurled face (concealed).
    - b. Formed with openings in grid web to properly receive the EZ Hook-In\* tabs of the plank and assure plank interlock and alignment. The manner by which the grid and plank interlock shall also assure that adjacent SpanAir Hook-In Planks will be level at the ceiling plane.
    - c. The main carrier shall be formed from .020 hot-dipped galvanized steel and a length of 144 inches.
  2. Cross Tees:
    - a. Chicago Metallic (664-C Drywall Suspension) manufactured from (0.020) (0.012) inch thick 1-3/8" wide with knurled

face by 1-1/2" high by (48) (60) (72) (84) (96) inches long with (stab) type end tab couplings.

- b. The manner by which the grid and plank interlock shall also assure that adjacent Hook-In Planks will be level at the ceiling plane.

#### B. Plank Hook-In and Accessories

1. SpanAir Hook-In Planks:
  - a. Planks shall measure (1' or 2' x 4'), (1' or 2' x 5'), (1' or 2' x 6'), (1' or 2' x 7'), (1' or 2' x 8') with (flat) square edge detail, with 90-degree upturned legs and non-hardening gasket on two sides, and formed EZ Hook-In legs on short ends to assure correct plank interlocking and alignment.
  - b. Planks formed from (.040) aluminum, (perforated with Chicago Metallic pattern (D)(E)(R)(V)(Q) (Other pattern\_\_\_\_) to provide a \_\_\_\_\_% open.
  - c. Aluminum shall be painted with a baked powder coat finish or adhesive bonded simulated woodgrain laminate (aluminum only).
2. Insulation:
  - a. Poly-encased insulation pads, of (1),(1-1/2)) thickness and a density of (1), (1-1/2) pcf.
3. Plank Inlay:
  - a. Type I—Acoutex™ acoustical non-woven fiber to be inserted in the factory and adhered to the back of the plank for sound absorption capabilities.

#### C. Perimeter Treatment

1. Wall Channel:
  - a. Formed from aluminum or .020 galvanized steel, and manufactured to a C-shape, with (15/16) top leg, (1-1/4 O.D., and a 15/16) bottom leg. Length is 120.
2. Wall Angle:
  - a. Formed from aluminum or .020 galvanized steel, and manufactured to an L-shape, with (15/16) bottom leg and (2-3/16) O.D. Length is 120.
3. Infinity Perimeter Trim:
 

Made from extruded aluminum ((4), (6), (8), (10), (12)) inches deep. Painted exposed faces or on all sides to match planks.
4. Hold-Down Insert:
  - a. Formed from the same material, with the exception of the finish, as the wall channel.
  - b. Manufactured to a C or L-shape with (3/4) legs. Finish shall be supplied by manufacturer.

### PART 3—EXECUTION

#### 3.01 Examination

- A. Examine area receiving system to identify conditions which will adversely affect installation. Do not begin installation until adverse conditions have been remedied.
- B. Verify completion of work above ceiling plane prior to plank installation.

#### 3.02 Installation

- A. Metal planks
  1. Metal planks with integral EZ Hook-In legs are appropriately installed in a Chicago Metallic (1-3/8) grid system.
  2. If necessary, insulation pads shall be laid upon the back of the planks.
  3. If necessary, utilize Chicago Metallic hold-down clips to keep the insulation pads in place.

#### 3.03 Repair

- A. Remove damaged components, replace with undamaged components. Clean with non-solvent based non-abrasive commercial cleaning solution.

\*Patent pending

# SpanAir™ Plank Hook-On

## PART 1—GENERAL

### 1.01 Section Includes

- A. Provide SpanAir Plank Hook-On Metal Ceiling and suspension systems as manufactured and supplied by Chicago Metallic.

### 1.02 Related Sections

- A. Section 09120 Ceiling Suspension Systems
- B. Section 09545 Special Ceiling Surfaces
- C. Section 13020 Integrated Assemblies
- D. Section 13080 Sound, Vibration, and Seismic Control
- E. Section 15550 Heating, Ventilating, and Air Conditioning
- F. Section 16500 Lighting

### 1.03 References

- A. American Society for Testing and Materials (ASTM)
  1. C 635—Standard Specification for the Manufacture, Performance, and Testing of Metal Suspension Systems for Acoustical Tile and Lay-In Panel Ceilings.
  2. C 636—Standard Recommended Practice for Installation of Metal Suspension Systems for Acoustical Tile and Lay-in Panel Ceilings.
  3. E 84—Test Method for Surface Burning Characteristics of Building Materials.

### 1.04 Submittals

- A. Product data: Manufacturers standard data sheets listing dimension and details.
- B. Samples: Manufacturer's standard samples including suspension, panels and colors.
- C. Shop drawings: Reflected ceiling plans and elevations indicating ceiling layouts, perimeters, and accessories.

### 1.05 Quality Assurance

- A. Materials flame and smoke tested per ASTM E 84 and comply with ASTM E 1264 Class A.
- B. Environmental Requirements
  1. Verify weather tightness of area to receive system prior to installation.
  2. Installation to begin only when temperature and humidity conditions closely approximate interior conditions which will exist when area is complete and occupied.

### 1.06 Maintenance

- A. Furnish additional material equal to \_\_\_\_\_% of the ceiling system area.

## PART 2—PRODUCTS

### 2.01 Manufacturer

- A. Suspension System
  1. Main Carrier:
    - a. Chicago Metallic (640-C Drywall Suspension) heavy duty double web suspension: Manufactured from 0.020 inch thick steel 1-3/8 inch wide with knurled face by 1-1/2 inches high by 144 inches long with factory punched cross tee slots, hanger holes and non-directional bayonet end tab couplings.
  2. Cross Tees with attached J-bar:
    - a. Chicago Metallic (664-C Drywall Suspension): Manufactured from (0.020).(0.012) inch thick 1-3/8 inch wide with knurled face by 1-1/2 inches high by 48 inches long with (stab) type end tab couplings. J-shape bar manufactured of 0.040 galvanized steel is factory mechanically fastened to the cross tee web to receive hook-on ends of planks.

- b. The manner by which the grid and plank interlock shall also assure that adjacent SpanAir Hook-On Planks will be level at the ceiling plane.

### B. Plank Hook-On and Accessories

1. SpanAir Hook-On Planks:
    - a. Planks shall measure ((9 - 24") x (48 - 120")) with upturned ridged legs and non-hardening gasket on two sides, with formed hook-on legs on short ends to assure correct plank interlocking and alignment.
    - b. Planks formed from ((.040) aluminum) (perforated with Chicago Metallic pattern (D)(E)(R)(V) or custom pattern to provide a \_\_\_\_\_% open.)
    - c. Aluminum planks shall be painted with a baked powder coat finish or adhesive bonded simulated woodgrain laminate (aluminum only).
  2. Insulation:
    - a. Poly-encased insulation pads, of (1),(1-1/2)) thickness and a density of (1), (1 1/2) pcf.
  3. Plank Inlay:
    - a. Type I – Acoutex™ acoustical backer to be inserted in the factory and adhered to the back of the plank for sound absorption capabilities.
- ### C. Perimeter Treatment
1. Wall Channel:
    - a. Formed from aluminum or .020 galvanized steel, and manufactured to a C-shape, with a (15/16) top leg, (3-15/16) O.D. and a (15/16) bottom leg. Length is 120.
  2. Wall Angle:
    - a. Formed from aluminum or .020 galvanized steel, and manufactured to a L-shape, with a (15/16) bottom leg and (4-1/4) O.D. Length is 120.
  3. Infinity Perimeter Trim:
 

Made from extruded aluminum ((4),(6), (8), (10), (12)) inches deep. Painted exposed faces or on all sides to match planks.
  4. Hold-Down Insert:
    - a. Formed from the same material, with the exception of the finish, as the wall channel.
    - b. Manufactured to a C or L-shape, with 3/4 inch legs. Finish shall be supplied by manufacturer.

## PART 3—EXECUTION

### 3.01 Examination

- A. Examine area receiving system to identify conditions which will adversely affect installation. Do not begin installation until adverse conditions have been remedied.
- B. Verify completion of work above ceiling plane prior to plank installation.

### 3.02 Installation

- A. Metal Planks
  1. Metal planks supported by and appropriately installed with Chicago Metallic manufactured suspension grid system.
  2. Insulation pads shall be laid upon the back of the planks if required
  3. Utilize Chicago Metallic hold-down clips to keep the insulation pads in place.

### 3.03 Repair

- A. Remove damaged components, replace with undamaged components. Clean with non-solvent based non-abrasive commercial cleaning solution.





# SpanAir™ Torsion Spring Panels

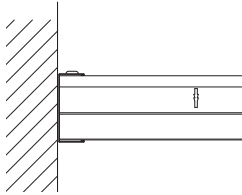
## Physical Data

### Product

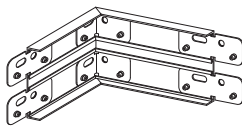
TYPE:	Torsion spring
MATERIAL:	Painted aluminum or anodized aluminum
SURFACE:	Solid and perforated
SIZE:	24" x 24", 24" x 48", Custom
EDGE DETAIL:	Square
TEXTURE:	Smooth
FIRE:	Class A: flame 0, smoke 0 per ASTM E-84
SOUND:	NRC 0.70—perforated with Acoutex™ backer NRC 0.90—perforated with acoustical bag
PERFORMANCE:	Interior environments*
SUSPENSION:	640 Drywall HD Main Runner slotted face to receive torsion springs with cross tees
CLASSIFICATION:	Type = XX, pattern C, G ASTM E-1264
WARRANTY:	1 year limited
SUSTAINABILITY:	75-100% recycled content. 100% locally recyclable at end of useful life

\*Consult with engineer to evaluate suitability for intended application.

### Sections




Wall Channel




Infinity™ Perimeter Trim

### Perforation Patterns


#### Standard




D 98R216L




E 71R138D




R 250S750L



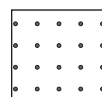
V 62R250D



J 250R312S




Q 60R169L




AA 62R354L


#### Premium




B 60R169D



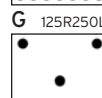
F 71R195L



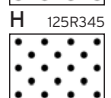
G 125R250L




H 125R345



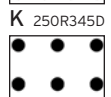
I 188R1000D



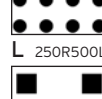
K 250R345D



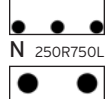
L 250R500L



N 250R750L



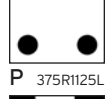
O 375S1125L




P 375R1125L



W 562R1312L



Y 562S1312L



Z 125R500L



## SpanAir™ Torsion Spring Panels

### PART 1—GENERAL

#### 1.01 Section Includes

- A. Provide SpanAir Torsion Spring Metal Panel Ceiling System manufactured and supplied by Chicago Metallic.

#### 1.02 Related Sections

- A. Section 09120 Ceiling Suspension Systems
- B. Section 09545 Special Ceiling Surfaces
- C. Section 13020 Integrated Assemblies
- D. Section 13080 Sound, Vibration, and Seismic Control
- E. Section 15550 Heating, Ventilating, and Air Conditioning
- F. Section 16500 Lighting

#### 1.03 References

- A. American Society for Testing and Materials (ASTM)
  1. C 635—Standard Specification for the Manufacture, Performance, and Testing of Metal Suspension Systems for Acoustical Tile and Lay-In Panel Ceilings.
  2. C 636—Standard Recommended Practice for Installation of Metal Suspension Systems for Acoustical Tile and Lay-in Panel Ceilings.
  3. E 84—Test Method for Surface Burning Characteristics of Building Materials.

#### 1.04 Submittals

- A. Product data sheets listing panel dimensions, weight, style, and standards compliance.
- B. Samples: Manufacturer's sample of each type of ceiling unit (panel) proposed for each location.

#### 1.05 Project Conditions

- A. Environmental Requirements
  1. Verify weather tightness of area to receive system prior to installation.
  2. Installation to begin only when temperature and humidity conditions closely approximate interior conditions which will exist when area is complete and occupied.

#### 1.06 Maintenance

- A. Furnish additional material equal to \_\_\_\_% of the ceiling system area.

### PART 2—PRODUCTS

#### 2.01 Manufacturer

SpanAir Torsion Spring Metal Panel Ceiling System, as manufactured by Chicago Metallic. 4849 South Austin Avenue, Chicago, IL 60638. 1-800-323-7164.

#### 2.02 Materials

- A. Suspension System
  1. Main Carrier:
    - a. HD drywall grid with knurled face (concealed)
    - b. Formed with slots in grid face to properly receive the EZ Springs™ of the panels and to assure panel locking and alignment. The manner by which the grid and panels interlock shall also assure that adjacent SpanAir Torsion Spring Panels will be level at the ceiling plane.
    - c. The main carrier shall be formed from .020 hot-dipped galvanized steel and a length of 144 inches.
  2. Cross Tees:
    - a. Interlocking crimped cross tees (2" and 4" ) with 15/16" exposed face, as manufactured by Chicago Metallic.

- b. The cross tee shall be formed from .020 hot dipped galvanized steel in lengths of 24 or 48 inches.

#### B. Torsion Spring Panels and Accessories

1. SpanAir Torsion Spring Panels:
    - a. Panels shall measure ((2 x 2, 2 x 4), (custom size \_\_\_\_)) with square edge detail, with upturned legs, and formed to accept EZ Springs™ on opposing sides for securing panels to suspension grid.
    - b. Panels formed from (.032, .040 aluminum) (perforated with Chicago Metallic pattern (D)(E)(R)(V) to provide a \_\_\_\_% open.)
    - c. Aluminum panels shall be painted with a baked powder coat finish or adhesive bonded simulated woodgrain laminate.
  2. Insulation:
    - a. Poly-encased insulation pads, of (1),(1-1/2)) thickness and a density of (1), (1 1/2) pcf.
  3. Panel Inlay:
    - a. Type I—Acutex™ acoustical non-woven fiber to be inserted in the factory and adhered to the back of the panel for sound absorption capabilities.
- #### C. Perimeter Treatment
1. Wall Channel:
    - a. Formed from .020 electrogalvanized steel, and manufactured to a C-shape, with a (15/16) top leg, (2-7/16) I.D., and a (15/16) bottom leg. Length is 120.
  2. Wall Angle:
    - a. Formed from aluminum or .020 galvanized steel, and manufactured to an L-shape, with a (15/16) bottom leg and (2-3/4) O.D. Length is 120.
  3. Infinity Perimeter Trim:
 

Made from extruded aluminum ((4), (6), (8), (10), (12)) inches deep. Painted exposed faces or on all sides to match panels.
  4. Hold-Down Insert:
    - a. Formed from the same material, with the exception of the finish, as the wall channel and angle.
    - b. Manufactured to a C or L-shape, with (3/4) legs. Finish shall be supplied by manufacturer.

### PART 3—EXECUTION

#### 3.01 Examination

- A. Examine area receiving system to identify conditions which will adversely affect installation. Do not begin installation until adverse conditions have been remedied.
- B. Verify completion of work above ceiling plane prior to panel installation.

#### 3.02 Installation

- A. Metal panels:
  1. Torsion Spring Metal Panels with factory inserted EZ Springs™ are appropriately installed in a Chicago Metallic (1-3/8) grid system (concealed).
  2. If necessary, insulation pads shall be laid upon the back of the panels.
  3. If necessary, utilize Chicago Metallic hold down clips to keep the insulation pads in place.

#### 3.03 Repair

- A. Remove damaged components, replace with undamaged components. Clean with non-solvent based non-abrasive commercial cleaning solution.

## SpanAir™ Clip-In Panels

### PART 1—GENERAL

#### 1.01 Section Includes

- A. Provide SpanAir Clip-In Metal Panel Ceiling System manufactured and supplied by Chicago Metallic.

#### 1.02 Related Sections

- A. Section 09120 Ceiling Suspension Systems
- B. Section 09545 Special Ceiling Surfaces
- C. Section 13020 Integrated Assemblies
- D. Section 13080 Sound, Vibration, and Seismic Control
- E. Section 15550 Heating, Ventilating, and Air Conditioning
- F. Section 16500 Lighting

#### 1.03 References

- A. American Society for Testing and Materials (ASTM)
  - 1. C 635—Standard Specification for the Manufacture, Performance, and Testing of Metal Suspension Systems for Acoustical Tile and Lay-In Panel Ceilings.
  - 2. C 636—Standard Recommended Practice for Installation of Metal Suspension Systems for Acoustical Tile and Lay-in Panel Ceilings.
  - 3. E 84—Test Method for Surface Burning Characteristics of Building Materials.

#### 1.04 Submittals

- A. Product data sheets listing panel dimensions, weight, style, and standards compliance.
- B. Samples: Manufacturer's standard samples including suspension, panels and colors.

#### 1.05 Project Conditions

- A. Environmental Requirements
  - 1. Verify weather tightness of area to receive system prior to installation.
  - 2. Installation to begin only when temperature and humidity conditions closely approximate interior conditions which will exist when area is complete and occupied.

#### 1.06 Maintenance

- A. Furnish additional material equal to \_\_\_\_\_% of the ceiling system area.

### PART 2—PRODUCTS

#### 2.01 Manufacturer

SpanAir Clip-In Metal Panel Ceiling System, as manufactured by Chicago Metallic. 4849 South Austin Avenue, Chicago, IL 60638. 1-800-323-7164.

#### 2.02 Materials

- A. Suspension System
  - 1. Main Carrier:
    - a. Chicago Metallic HD/ID, non-rated double web suspension (1200 system with 15/16 inch exposed face).
    - b. The main carrier shall be formed from .020 hot-dipped galvanized steel and a length of 144 inches.
  - 2. Cross Tee:
    - a. Stab-in override cross tees (2" and 4") with 15/16" exposed face, as manufactured by Chicago Metallic.
    - b. The cross tee shall be formed from .020 hot-dipped galvanized steel in lengths of 24 or 48 inches.

#### B. Clip-In Panels and Accessories

- 1. SpanAir Clip-In Panels:
  - a. Panels shall measure ((2 x 2, 2 x 4) or custom size (\_\_\_x\_\_\_)) with square edge detail, with 90-degree upturned legs, and formed to allow insertion of leaf springs in horizontal legs with pre-punched holes and clips in pre-punched slots in vertical legs, on opposing sides for securing panels to and concealing suspension grid.
  - b. Panels formed from ((steel), (.032 or .040 aluminum) (perforated with Chicago Metallic pattern (D)(E)(R)(V), (other, premium perforation) to provide a \_\_\_\_\_% open.)
  - c. Aluminum or steel panels shall be painted with a baked powder coat finish or adhesive bonded simulated woodgrain laminate (aluminum only).
- 2. Insulation:
  - a. Poly-encased insulation pads, of (1),(1-1/2)) thickness and a panel density of (1), (1 1/2) pcf.
- 3. Panel Inlay:
  - a. Type I—Acoutex™ acoustical non-woven fiber to be inserted in the factory and adhered to the back of the panel for sound absorption capabilities.
- C. Perimeter Treatment
  - 1. Wall Channel:
    - a. Formed from .020 electrogalvanized steel, and manufactured to a C-shape, with a (15/16) top leg, (2-7/16) I.D., and a (15/16) bottom leg. Length is 120.
  - 2. Wall Angle:
    - a. Formed from aluminum or .020 galvanized steel, and manufactured to an L-shape, with a (15/16) bottom leg and (2 -3/4) O.D. Length is 120.
  - 3. Infinity Perimeter Trim:
    - a. Made from extruded aluminum ((4), (6), (8), (10), (12)) inches deep. Painted exposed faces or on all sides to match panels.
  - 4. Hold-Down Insert:
    - a. Formed from the same material, with the exception of the finish, as the wall channel and angle.
    - b. Manufactured to a C or L-shape, with (3/4) legs. Finish shall be supplied by manufacturer.

### PART 3—EXECUTION

#### 3.01 Examination

- A. Examine area receiving system to identify conditions which will adversely affect installation. Do not begin installation until adverse conditions have been remedied.
- B. Verify completion of work above ceiling plane prior to panel installation.

#### 3.02 Installation

- A. Metal panels:
  - 1. Clip-In Metal Panels with factory inserted springs and clips are appropriately installed in a Chicago Metallic (15/16) grid system concealed.
  - 2. If necessary, insulation pads shall be laid upon the back of the panels.
  - 3. If necessary, utilize Chicago Metallic hold down clips to keep the insulation pads in place.

#### 3.03 Repair

- A. Remove damaged components, replace with undamaged components. Clean with non-solvent based non-abrasive commercial cleaning solution.



# SpanAir™ Clip-In Panels

## Physical Data

### Product

#### Applications:

Create durable, accessible, acoustically enhanceable ceilings for airports, passenger terminals, corridors, assembly halls, convocation centers and stadiums.

- Interior applications

#### Features:

- Clip-In Panels are constructed of recycled aluminum or steel
- Springs and clips are constructed of high performance steel
- Clip-In Panels integrate into and conceal 15/16" face HD/ID suspension grid
- Clip-In Panels for use in interior application
- Square edge design
- Standard sizes of 24" x 24", 24" x 48" or custom size
- Clip-In Panels available in solid or perforated designs
- Clip-in placement allows for downward accessibility without special tools
- Easily incorporates air, fire and audio and other services
- Panels contain no organic compounds that support mold or microbial growth
- Factory applied, no-VOC powder coated paints and laminated finishes

#### Benefits:

- Clip-In Panel attributes may contribute to LEED® Certification project credits
- Clip-In Panels easily install in conventional 15/16" HD/ID T-bar grid
- Class A Fire Rating (Non-combustible material)
- Acoustical enhancement is a cinch with a variety of perforation designs and Acoutex™ backer
- 100% recycled content; recyclable at end of useful life

#### Material:

- .032 aluminum       .040 aluminum       Galvanized Steel

#### Components:

##### 1. Panels:

- Standard Painted Colors       Premium Painted Colors  
 MetalWood® Finishes       WoodScenes™ Painted Colors

##### Size

- 24" x 24"       24" x 48"       Custom (other):  
 \_\_\_\_\_ x \_\_\_\_\_

##### Surface

- Solid       Standard perforation pattern       Premium perforation pattern

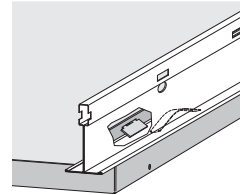
##### Profile

- ACI 463 (square edge)

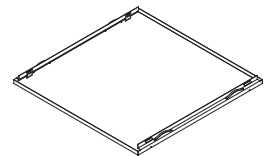
##### 2. Accessories:

- Acoutex™ acoustical backer       Encapsulated acoustical bag

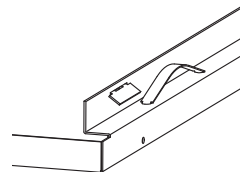
#### Edge Details



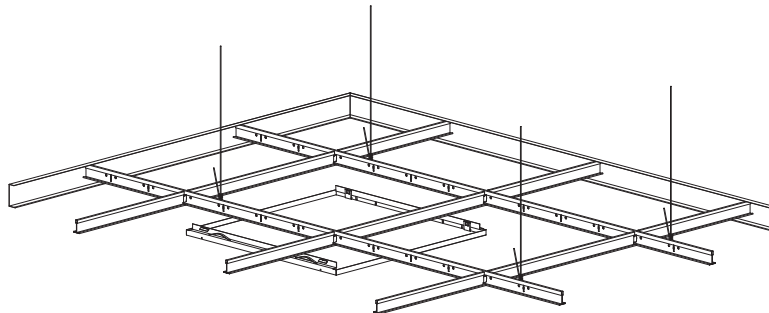
Clip-In Suspension



Clip-In Panel



Clip-In Panel Close-Up





# SpanAir™ Clip-In Panels

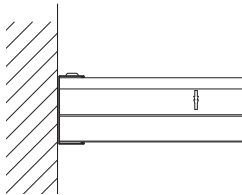
## Physical Data

### Product

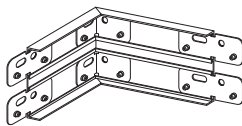
TYPE:	Clip-In Panel
MATERIAL:	Painted or anodized aluminum, galvanized steel
SURFACE:	Solid and perforated
SIZE:	24" x 24", 24' x 48"; Custom
EDGE DETAIL:	Square
TEXTURE:	Smooth
FIRE:	Class A: flame 0, smoke 0 per ASTM E-84
SOUND:	NRC 0.70—perforated with Acoutex™ backer NRC 0.90—perforated with acoustical bag
PERFORMANCE:	Interior environments*
SUSPENSION:	15/16" HD/ID Main Runner and Cross Tees
CLASSIFICATION:	Type = XX, pattern C, G ASTM E-1264
WARRANTY:	1 year limited
SUSTAINABILITY:	75-100% recycled content. 100% locally recyclable at end of useful life

\*Consult with engineer to evaluate suitability for intended application.

### Sections



Wall Channel



Infinity™ Perimeter Trim

### Perforation Patterns

#### Standard

<b>D</b> 98R216L	<b>E</b> 71R138D
<b>R</b> 250S750L	<b>V</b> 62R250D
<b>J</b> 250R312S	<b>Q</b> 60R169L
<b>AA</b> 62R354L	

#### Premium

<b>B</b> 60R169D	<b>F</b> 71R195L
<b>G</b> 125R250L	<b>H</b> 125R345L
<b>I</b> 188R1000D	<b>K</b> 250R345D
<b>L</b> 250R500L	<b>N</b> 250R750L
<b>O</b> 375S1125L	<b>P</b> 375R1125L
<b>W</b> 562R1312L	<b>Y</b> 562S1312L
<b>Z</b> 125R500L	

## Chicago Metallic Product Categories

---



Metal Ceiling Systems

Perimeter / Curvilinear / Plank / Panel / Linear / Open Plenum / Security

---



Ceiling Panels

Premium / Utility / Controlled Environment

---



Grid Suspension Systems

General / Special / Drywall



Ceiling Systems and Specialty Products - USA and Canada: 800.323.7164 / Fax: 800.222.3744 / [www.chicagometallic.com](http://www.chicagometallic.com)  
BELGIUM / DENMARK / THE NETHERLANDS / UK / GERMANY / FRANCE / HONG KONG / CHINA / MALAYSIA / UNITED ARAB EMIRATES / MEXICO

Chicago Metallic and its logo are Registered Trademarks of Chicago Metallic Corporation. Infinity, MetalWood and WoodScenes are trademarks of Chicago Metallic Corporation.  
© 2011 Chicago Metallic Corporation All Rights Reserved Printed in USA SNL5325L0811

Literature Disclaimer: Presentations in this brochure or any other Chicago Metallic Corporation publication are correct to the best of our knowledge at time of preparation. We provide this information in an advisory capacity only. Any advisory recommendations given in our publications *must be modified to conform with local codes, conditions and specifications*. We reserve all rights to amend any information published in our literature without additional notice. Chicago Metallic can not be held responsible or liable for the selection nor application of our products.