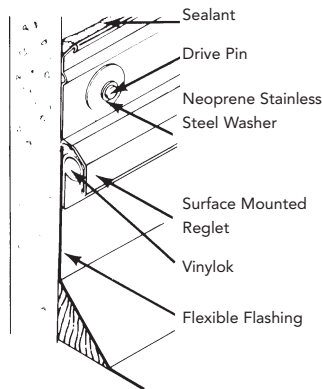


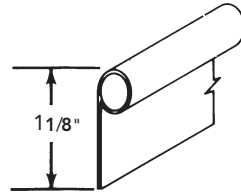


VINYLOK FLASHING RETAINER

SURFACE MOUNTED REGLET



VINYLOK



APPLICATION

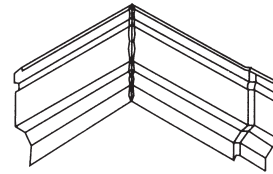
- Polyvinyl chloride Vinyllok flashing retainer fills many "too small" spaces between parapet and cant strip where standard flashings do not fit.
- For use with ST stucco, STX stucco, MA masonry and SM surface mounted reglet. Not for CO concrete.

INSTALLATION

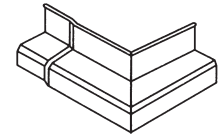
- Flexible flashing is installed to contact reglet (as shown in SM drawing above). Vinyllok retainer is pressed into area with "tail" flat against flashing.

See separate sheets for product details, installation instructions and complete wind load test data. Drawings are not to scale.

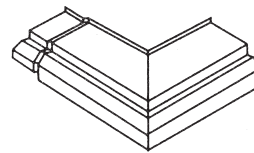
PREFABRICATED REGLET CORNERS



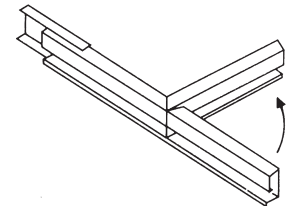
SURFACE MOUNTED REGLET TYPICAL INSIDE CORNER



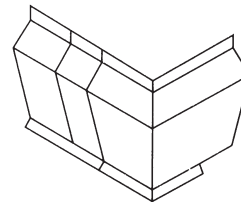
STUCCO REGLET TYPICAL OUTSIDE CORNER



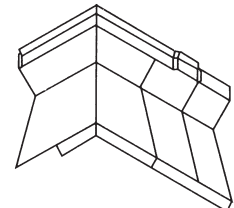
MASONRY REGLET TYPICAL OUTSIDE CORNER



CONCRETE REGLET TYPICAL OUTSIDE CORNER



TYPICAL FLASHING OUTSIDE CORNER



TYPICAL FLASHING INSIDE CORNER

APPLICATION

- Factory manufactured mitered and sealed corners help reduce installation time.
- Corners are available for reglet products shown as well as STX stucco.

INSTALLATION

- See separate sheets with individual reglet installation instructions.

CONCRETE REGLET ACCESSORIES

CONNECTOR CLIPS

- Clips provide positive alignment at joints and prevent concrete leakage during pouring.

INSTALLATION STAPLES

- Staples secure reglet to forms prior to pouring concrete.

© 2004 Fry Reglet Corporation