

ARCHITECTURAL HARDWARE

2006 HIAWATHA INCORPORATED

2006

08 71 00/HIA

Buyline 3649



HIAWATHA
INCORPORATED

A Division of
ACTIVAR
INC.

Construction Products Group

www.hiawathainc.com

ABOUT HIAWATHA

For over 40 years, Hiawatha Inc. has manufactured architectural door hardware including pulls, pushes, and kickplates. Since 1990, Hiawatha has added products such as vision lites and louvers, heavy duty tubular custom pulls and shower door accessories. We provide the widest selection of finishes with the highest quality of workmanship in the industry.

Hiawatha assures you prompt delivery and excellent service. Hiawatha has the ability to meet your custom fabrication needs. Our design and specification staff are here to answer your questions. With our affiliates, J.L. Industries, Inc., Thomas Enterprises, Samson Products and Air Louvers Inc. of Los Angeles, we can offer you a wide product range. Our participation in industry trade organizations such as Door and Hardware Institute, Construction Specifiers Institute and National Glass Association enables Hiawatha to develop new trends and introduce new products.

Hiawatha's HG Series of pulls is designed to meet your discriminating needs with a variety of updated shapes, sizes and modern new finishes. Engineered to withstand the rigors of any entrance, all HG Series are made of 1-1/4" diameter tubing. These products offer the perfect design statement for your building – attractive, functional, distinct.


Our broad range of metals and finishes enables you to create the unique look you want for your entrance. The consistent high quality of all Hiawatha products ensures lasting beauty.

CUSTOM MADE DESIGNS

Hiawatha Inc. can meet your specific design needs with custom made hardware. Whether you need custom hardware to solve a specific looking problem, meet unusual tolerance requirements, or create a special look, send us a drawing and we'll give you a quote. Include requirements, material and quantities.

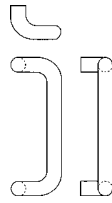
Combinations of HG Series offers you flexibility to meet your particular design needs. Custom center-to-center combinations are available upon request.

TUBULAR PULLS HG SERIES



STRAIGHT PULLS

PULL NO.	DIA.	CTC
HG111	1 1/4"	12"
HG112	1 1/4"	18"
HG113	1 1/4"	27 3/4"
HG114	1 1/4"	33"



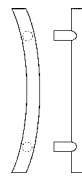
OFFSET PULLS

PULL NO.	DIA.	CTC
HG121	1 1/4"	12"
HG122	1 1/4"	18"
HG123	1 1/4"	24"




SEMI-CIRCULAR PULLS

PULL NO.	CTC
HG151	12"



OFFSET PULLS

PULL NO.	CTC
HG161	12"

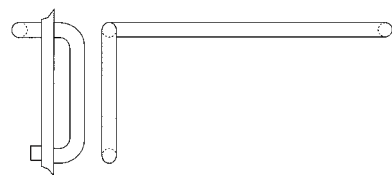


OFFSET PUSH PULL SETS

PULL NO.	DIA.	CTC
HG121XHG113	1 1/4"	12x27 3/4"
HG122XHG114	1 1/4"	18x33"

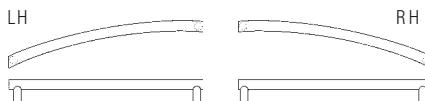
WING PULLS

PULL NO.	DIA.	CTC
HG141	1 1/4"	18"
HG142	1 1/4"	24"
HG143	1 1/4"	30"



STRAIGHT PUSH PULL SETS

PULL NO.	DIA.	CTC
HG111XHG113	1 1/4"	12"x27 3/4"
HG112XHG114	1 1/4"	18"x33"



PUSH BARS

PULL NO.	CTC
HG170LH	SPECIFY
HG170RH	SPECIFY



HG110 Series



HG120 Series



HG140 Series



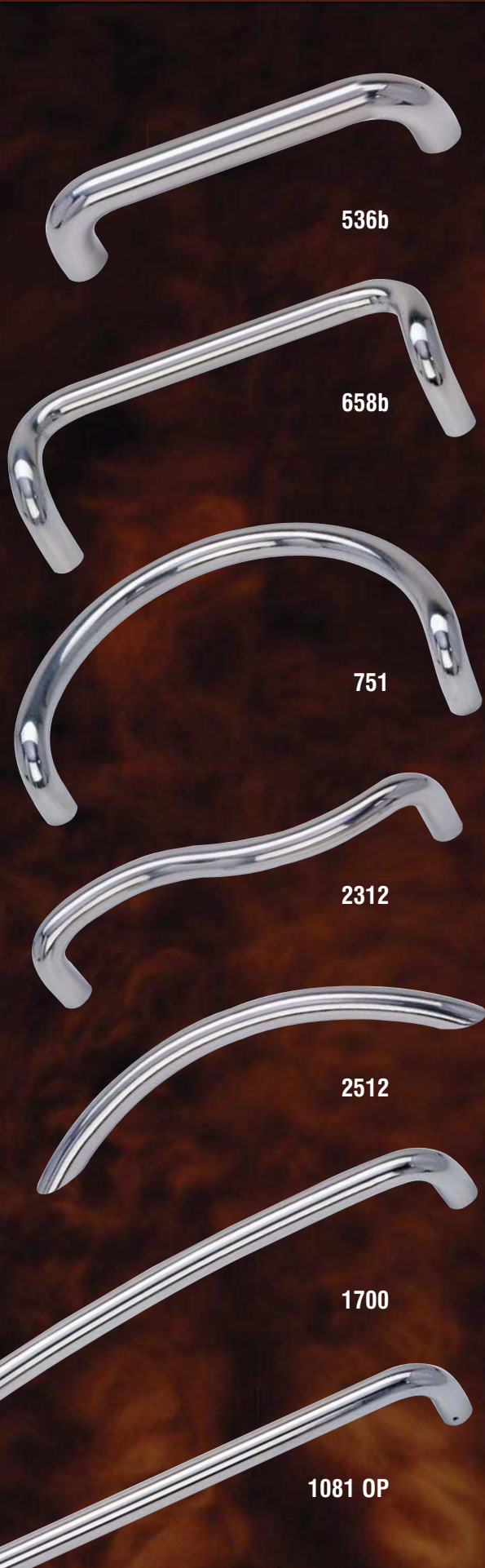
HG150 Series



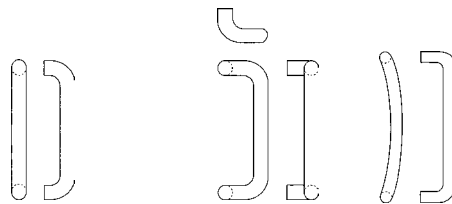
HG120xHG110 Series



HG110xHG110 Series



SOLID FABRICATED 1" DIAMETER DOOR PULLS & PUSHBARS



STRAIGHT PULLS

PULL NO.	CTC
535B	8"
509B	9"
536B	10"
537B	12"
515B	15"
518B	18"

90° OFFSET PULLS

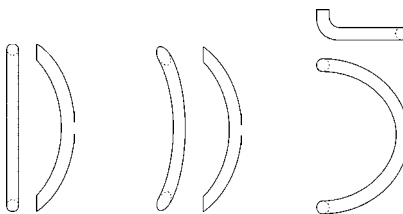
PULL NO.	CTC
658	8"
609	9"
658A	10"
658B	12"
615	15"
618	18"
2112	12"
2220	20"

Hiawatha introduces a number of new contemporary designs for discriminating applications. These push and pull bars will differentiate your building entrances. These designer push and pull bars are offered in 1" diameter solid bar stock. With a variety of attractive finishes, these new designer bars can meet almost any requirement.

Push and pull bar combination sets are available. For special designs, call, fax, or e-mail Hiawatha, Inc.

AVAILABLE FINISHES

- US28 Clear Anodized Aluminum
- 313 Bronze DuraNodic
- 315 Black DuraNodic
- US3 Polished Brass Lacquered
- US4 Satin Brass Lacquered
- US5 Antique Brass Lacquered
- US9 Polished Bronze Lacquered
- US10 Satin Bronze Lacquered
- US10B Oil Rubbed Bronze
- US32 Polished Stainless Steel
- US32D Satin Stainless Steel
- US26 and US26D Chrome Finishes



STRAIGHT PULLS

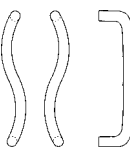
PULL NO.	CTC
2512	12"

OFFSET PULLS

PULL NO.	CTC
2612	12"

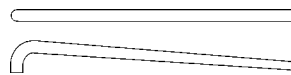
SEMI-CIRCULAR PULLS

PULL NO.	CTC
750	9"
751	12"



PULL NO.	CTC
2312LH	12"
2312RH	12"

Handing illustrated for pull side of door.



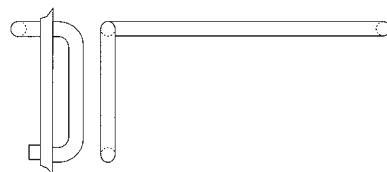
SINGLE PROJECTION PUSH BARS

PULL NO.	CTC
1081 OP	SPECIFY



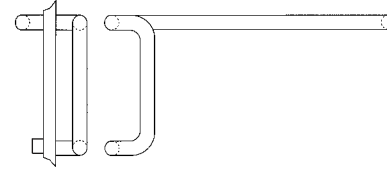
PUSH BARS

PULL NO.	CTC
1081LBP	SPECIFY



STRAIGHT PUSH PULL SETS

PULL NO.	CTC
535B X 1081LBP	8" X SPECIFY
509B X 1081LBP	9" X SPECIFY
536B X 1081LBP	10" X SPECIFY
537B X 1081LBP	12" X SPECIFY



OFFSET PUSH PULL SETS

PULL NO.	CTC
658 X 1081LBP	8" X SPECIFY
609 X 1081LBP	9" X SPECIFY
658A X 1081LBP	10" X SPECIFY
658B X 1081LBP	12" X SPECIFY



PUSH BARS

PULL NO.	CTC
1600LH	SPECIFY
1601RH	SPECIFY



PUSH BARS

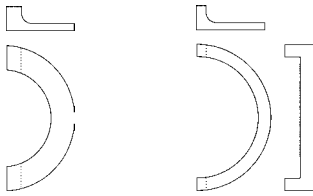

PULL NO.	CTC
1700LH	SPECIFY
1701RH	SPECIFY

Handing illustrated for pull side of door.

1081 OP

CAST PULLS STANDARD AND CUSTOM

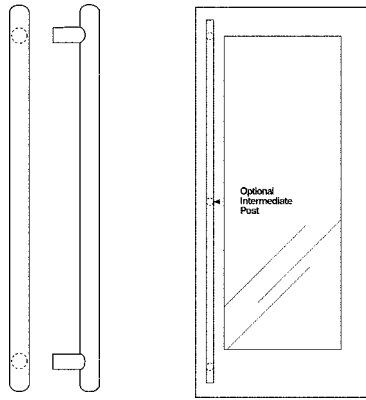
Hiawatha offers a variety of door pull castings. For a pronounced look to your entrance, let Hiawatha work with you to develop the special entrance you envision. Special coatings are available based on quantities ordered.



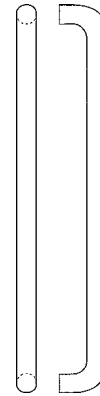
SEMI-CIRCULAR PULLS		SEMI-CIRCULAR PULLS	
PULL NO.	CTC	PULL NO.	CTC
812	12"	814	12"

FULL HEIGHT PULLS

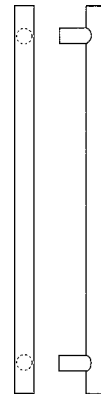
Beautiful full-length pulls provide strength and enhance the aesthetics of upscale entrances. Available in 1", 1-1/4" and 1-1/2" diameter. Specify radius bends or standoffs. Intermediate standoffs also available for extra strength in high traffic areas. Fabricated in all architectural finishes.



STRAIGHT PULLS - ROUND ENDS		
PULL NO.	DIA.	PROJECTION
1110	1"	3"
1120	1 1/4"	3"
1130	1 1/2"	3 1/2"



STRAIGHT PULLS - BENT ENDS		
PULL NO.	DIA.	PROJECTION
1010	1"	2 3/4"
1020	1 1/4"	2 3/4"
1030	1 1/2"	3"



STRAIGHT PULLS - SQUARE ENDS		
PULL NO.	DIA.	PROJECTION
1210	1"	3"
1220	1 1/4"	3"
1230	1 1/2"	3 1/2"

Excellent Delivery

Hiawatha offers a "quick ship" program for our standard pushes, pulls, and kickplates.

Finished Lacquer On Products

Lacquer finish on product cannot be guaranteed. Depending on local atmosphere conditions, clean air standards and emissions of pollutants, lacquer finishes will deteriorate over time.

MANUFACTURING/WAREHOUSING LOCATIONS

WARRANTY

Hiawatha, Inc. warrants its purchasers that Hiawatha's door hardware sold will be free of any defects in materials or workmanship for a period of one year from the date of purchase. The liability of Hiawatha, Inc. is strictly limited to the repair or replacement of units that in our opinion are found to be defective, and no claims for consequential damages of any nature will be allowed. This warranty is in lieu of all other warranties, expressed or implied.

Hiawatha, Inc. reserves the right to make engineering changes or other modifications at our discretion without notice.



AIR LOUVERS, INC.

6285 Randolph Street, Commerce, CA 90040
 Phone: 323-726-9070 FAX: 323-726-9068
 email: sales@airlouvers.com
 website: www.airlouvers.com



SAMSON PRODUCTS INCORPORATED



JL INDUSTRIES INCORPORATED

4450 W. 78th Street Circle, Bloomington, MN 55435
 Phone: 952-835-6850 FAX: 952-835-2218
 e-mail: inquiry@hiawathainc.com
 Web Site: www.hiawathainc.com



HIAWATHA INCORPORATED

ATLANTA WAREHOUSE

4713 Hammermill Road
 Tucker, GA 30084
 Phone: 800-780-7501



THOMAS ENTERPRISES

5765 Corporation Circle, Fort Myers, FL 33905
 Phone: 941-693-7500 FAX: 941-693-7501
 email: sales@thomase.com
 Website: www.thomase.com

