





FINISHING PRODUCTS & ACCESSORIES



PRODUCT CATALOG



MARINO WARE®

THE BEST PRODUCTS, QUALITY, AND CUSTOMER SERVICE.

MarinoWARE® presents this brochure describing our line of drywall framing accessories. Our steel and vinyl components are furnished in uniform lengths, consistent quality, and are manufactured using industry standards.

Our large inventory of both finished products and coil steel allow us to readily satisfy your requests. Our fleet of trucks assures prompt deliveries and in many instances, next day delivery. Our experienced sales team, coupled with an extensive distribution network, make MarinoWARE® the obvious choice for your project.

MarinoWARE®, a division of Ware Industries, is a long-standing manufacturer of steel framing products, and is committed to leading the industry in innovation, quality materials and customer service. Headquartered in South Plainfield, N.J., it has produced steel solutions for more than 70 years, and offers a wide choice of framing components and connectors that save their customers time, labor and cost. MarinoWARE® operates state-of-the-art production facilities in New Jersey, Georgia, Indiana and Texas, as well as a sales office in New York.

For more information on our products and services, call 1-800-627-4661 or visit www.MarinoWARE.com.

Warranty & Limitations

All products presented herein are warranted to the buyer to be free from defects in material and workmanship. The foregoing warranty is non-assignable and in lieu of and excludes all other warranties not expressly set forth herein, whether express or implied by operation of law or otherwise, including but not limited to any implied warranties of merchantability or fitness for a particular purpose. All details and specifications presented herein are intended as a general guide for the use of MarinoWARE® framing systems. These products should not be used without evaluation by a qualified engineer or architect to determine their suitability for a specific use.

MarinoWARE® assumes no responsibility for failure resulting from use of its details or specifications, or for failure resulting from improper application or installation of these products.

Governing Law

All issues arising in connection with your order and all transactions associated with it shall be interpreted according to the laws of the State of New Jersey, and all actions or other proceedings arising out of such issues shall be brought only in Superior Court, State of New Jersey, County of Essex, or United States District Court for the District of New Jersey. No action may be brought more than one year after accrual of the cause of action therefore.

STEEL THICKNESS:

Product		Design		Minimum		ASTM C645
Gauge	Mils	(in.)	(mm.)	(in.)	(mm.)	Color Code
25	18	.0188	.4775	.0179	.4550	Unmarked
22	27	.0283	.7188	.0269	.6830	Black
20	30	.0312	.7925	.0296	.7518	Pink

ASTM SPECIFICATION DESCRIPTIONS

A1003 - Standard specification for steel sheet, carbon, metallic and nonmetal-coated for cold formed framing members

A653 - Standard specification for steel sheet, zinc-coated (galvanized) or zinc-iron alloy coated by hot-dip process

A591 - Standard specification for steel sheet, electrolytic zinc-coated, for light coating weight (mass) applications

A924 - Standard specification for general requirements for steel sheet, metallic-coated by the hot-dip process

B69 - Standard specification for rolled zinc

C645 - Standard specification for nonstructural steel framing members

C754 - Standard Specification for Installation of Steel Framing Members to Receive Screw-Attached Gypsum Panel Products

C1047 - Standard specification for accessories for gypsum wallboard and gypsum veneer base

C841 - Standard specification for installation of interior lathing and furring

C847 - Standard specification for metal lath

C1063 - Standard specification for installation of lathing and furring to receive interior and exterior Portland cement-based plaster

TABLE OF CONTENTS

GENERAL INFORMATION1

FURRING CHANNEL2

RESILIENT CHANNEL3

WAREWALL™3

CHANNELS, ANGLES & STRAPS4

METAL BEADS & TRIM4

VINYL DRYWALL FINISHING5

PAPER FACED METALS7

METAL LATH9

CORNERS & CASINGS11

VENEER BEADS & TRIMS12

CONTROL/EXPANSION JOINT13

ACCESSORIES13

TECHNICAL SERVICES

MarinoWARE offers its customers free expert technical assistance with the selection and use of our products. If you have questions or need more information on any of the products listed in this catalog, contact our Technical Services department. Our knowledgeable staff is ready to assist you. In most cases Technical Services representatives can provide immediate responses.

Technical Services can be reached at 866-545-1545, or at technicalservices@marinoware.com.

DESIGN GROUP SHOP DRAWINGS

MarinoWARE offers professional Engineered Shop Drawings. These drawings are created using AutoCAD software and are prepared for the submittal process. In addition, these drawings assist the installer in the construction process indicating product gauge, spacing and connections. Most shop drawings can be completed within 2-3 weeks.

LEED® INFORMATION - MATERIALS & RESOURCES

MarinoWARE® is proud to support the building industry in its efforts to create sustainable commercial and residential buildings. We support the Leadership in Energy & Environmental Design (LEED®) program and have LEED® accredited professionals on staff. Using products manufactured by MarinoWARE® can aid in accumulating LEED® points in several categories.

For more information visit our website at www.MarinoWARE.com.



For more information, please contact MarinoWARE® Technical Services at 866-545-1545.

This technical information reflects the most current information available and supersedes any and all previous publications effective September 30, 2011 #DWA1-9/2011

Finishing Products & Accessories

USE: As furring over masonry walls and hot rolled steel shapes. Cross furring for gypsum wallboard and plaster soffits and ceilings.

AVAILABLE GAUGES:
25, 20 & 18

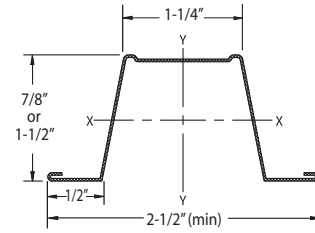
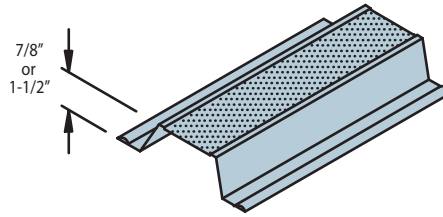
STOCK LENGTHS & PACKAGING:

25 Gauge Furring 10 & 12 Ft.
450 Pieces Per Skid

20 Gauge Furring 10 & 12 Ft.
450 Pieces Per Skid

18 Gauge Furring 10 & 12 Ft.
225 Pieces Per Skid

Other Lengths are available upon request.



Physical Properties				GROSS PROPERTIES					EFFECTIVE PROPERTIES ^{3,4}			
MODEL NO.	SSMA	F _y (ksi)	DESIGN THICKNESS (in)	GROSS AREA (in ²)	WEIGHT (lb/ft)	I _x (in ⁴)	R _x (in)	I _y (in ⁴)	R _y (in)	I _x (in ⁴)	S _x (in ³)	Ma (ft-lb)
7/8DWF25	087F125-18	33	0.0188	0.070	0.239	0.009	0.356	0.0354	0.710	0.0086	0.0160	26.41
7/8DWF21	087F125-30	33	0.0312	0.115	0.391	0.014	0.353	0.0580	0.710	0.0143	0.0307	50.47
7/8DWF20	087F125-33	33	0.0346	0.127	0.432	0.016	0.351	0.0641	0.710	0.0157	0.0337	55.43
7/8DWF18	087F125-43	33	0.0451	0.162	0.550	0.020	0.348	0.0817	0.711	0.0196	0.0420	69.17
112DWF25	150F125-18	33	0.0188	0.094	0.320	0.031	0.575	0.0467	0.705	0.0299	0.0344	56.59
112DWF21	150F125-30	33	0.0312	0.154	0.525	0.050	0.571	0.0767	0.705	0.0503	0.0639	105.25
112DWF20	150F125-33	33	0.0346	0.171	0.581	0.055	0.570	0.0848	0.705	0.0554	0.0704	115.92
112DWF18	150F125-43	33	0.0451	0.219	0.745	0.070	0.565	0.1087	0.705	0.0699	0.0888	146.25

Notes:

1. Minimum bare metal thickness is 95% of design thickness.
2. Moment of inertia given is for deflection calculations.
3. Effective properties are given as the minimum value for either positive or negative bending.
4. Effective properties based on F_y=33ksi.

ALLOWABLE CEILING SPANS			L/240									L/360								
			4 PSF			6 PSF			13 PSF*			4 PSF			6 PSF			13 PSF*		
			Hat Spacing (in.) O.C.									Hat Spacing (in.) O.C.								
MODEL NO.	SSMA	SPANS	12	16	24	12	16	24	12	16	24	12	16	24	12	16	24	12	16	24
7/8DWF25	087F125-18	Single	5'-2"	4'-9"	4'-1"	4'-6"	4'-1"	3'-7"	3'-6"	3'-2"	2'-9"	4'-6"	4'-1"	3'-7"	4'-0"	3'-7"	3'-2"	3'-1"	2'-9"	2'-5"
		Multiple	6'-5"	5'-10"	5'-1"	5'-7"	5'-1"	4'-2"	4'-0"	3'-6"	2'-10"	5'-7"	5'-1"	4'-5"	4'-11"	4'-5"	3'-11"	3'-9"	3'-5"	2'-10"
7/8DWF20	087F125-30	Single	6'-2"	5'-7"	4'-11"	5'-5"	4'-11"	4'-3"	4'-2"	3'-9"	3'-4"	5'-5"	4'-11"	4'-3"	4'-8"	4'-3"	3'-9"	3'-8"	3'-4"	2'-11"
		Multiple	7'-7"	6'-11"	6'-1"	6'-8"	6'-1"	5'-3"	5'-2"	4'-8"	3'-11"	6'-8"	6'-1"	5'-3"	5'-10"	5'-3"	4'-7"	4'-6"	4'-1"	3'-7"
7/8DWF20	087F125-33	Single	6'-4"	5'-9"	5'-1"	5'-7"	5'-1"	4'-5"	4'-4"	3'-11"	3'-5"	5'-7"	5'-1"	4'-5"	4'-10"	4'-5"	3'-10"	3'-9"	3'-5"	3'-0"
		Multiple	7'-10"	7'-2"	6'-3"	6'-10"	6'-3"	5'-5"	5'-4"	4'-10"	4'-1"	6'-10"	6'-3"	5'-5"	6'-0"	5'-5"	4'-9"	4'-8"	4'-3"	3'-8"
7/8DWF18	087F125-43	Single	6'-10"	6'-3"	5'-5"	6'-0"	5'-5"	4'-9"	4'-7"	4'-2"	3'-8"	6'-0"	5'-5"	4'-9"	5'-3"	4'-9"	4'-2"	4'-0"	3'-8"	3'-2"
		Multiple	8'-6"	7'-8"	6'-9"	7'-5"	6'-9"	5'-10"	5'-9"	5'-2"	4'-6"	7'-5"	6'-9"	5'-10"	6'-6"	5'-10"	5'-2"	5'-0"	4'-6"	4'-0"
112DWF25	150F125-18	Single	7'-11"	7'-2"	6'-3"	6'-11"	6'-3"	5'-6"	5'-4"	4'-10"	4'-2"	6'-11"	6'-3"	5'-6"	6'-0"	5'-6"	4'-9"	4'-8"	4'-3"	3'-8"
		Multiple	9'-9"	8'-10"	7'-6"	8'-6"	7'-6"	6'-0"	5'-8"	4'-9"	3'-8"	8'-6"	7'-9"	6'-9"	7'-5"	6'-9"	5'-11"	5'-8"	4'-9"	3'-8"
112DWF20	150F125-30	Single	9'-5"	8'-6"	7'-5"	8'-2"	7'-5"	6'-6"	6'-4"	5'-9"	5'-0"	8'-2"	7'-5"	6'-6"	7'-2"	6'-6"	5'-8"	5'-6"	5'-0"	4'-5"
		Multiple	11'-7"	10'-6"	9'-2"	10'-2"	9'-2"	8'-0"	7'-10"	6'-12"	5'-8"	10'-2"	9'-2"	8'-0"	8'-10"	8'-5"	7'-0"	6'-10"	6'-3"	5'-5"
112DWF20	150F125-33	Single	9'-8"	8'-10"	7'-8"	8'-6"	7'-8"	6'-9"	6'-6"	5'-11"	5'-2"	8'-6"	7'-8"	6'-9"	7'-5"	6'-9"	5'-10"	5'-9"	5'-2"	4'-6"
		Multiple	12'-0"	10'-11"	9'-6"	10'-6"	9'-6"	8'-4"	8'-1"	7'-4"	5'-12"	10'-6"	9'-6"	8'-4"	9'-2"	8'-4"	7'-3"	7'-1"	6'-5"	5'-7"
112DWF18	150F125-43	Single	10'-6"	9'-6"	8'-4"	9'-2"	8'-4"	7'-3"	7'-1"	6'-5"	5'-7"	9'-2"	8'-4"	7'-3"	8'-0"	7'-3"	6'-4"	6'-2"	5'-7"	4'-11"
		Multiple	13'-0"	11'-9"	10'-3"	11'-4"	10'-3"	9'-0"	8'-9"	8'-0"	6'-8"	11'-4"	10'-3"	9'-0"	9'-11"	9'-0"	7'-10"	7'-8"	6'-11"	6'-1"

Notes:

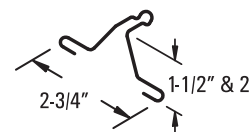
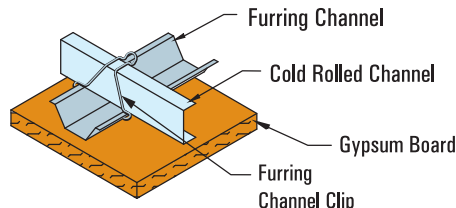
1. Single spans taken as the minimum span based on moment, shear, web crippling or deflection.
2. Multiple spans indicate two or more equal, continuous spans with span length measured support to support.
3. Multiple spans taken as the minimum span based on moment, shear, web crippling, deflection, combined bending and shear or combined bending and web crippling.
4. Web crippling values based on 1" bearing at end and interior supports.
5. Loads that exceed the 10psf limit for non-structural members require the use of structural material with G60 or similar coating.

FURRING CHANNEL CLIP

USE: Provides economical method of attaching 7/8" Drywall Furring Channels to 1-1/2" Cold Rolled Channel.

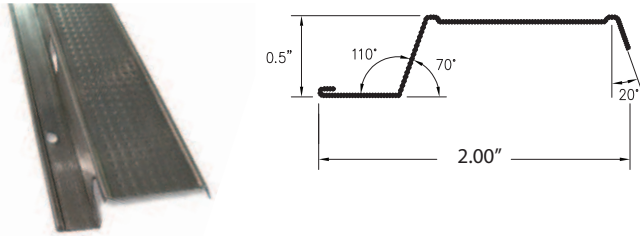
NOTE: Alternate direction of every other clip along cold rolled channel.

PACKAGING: 500 Pieces per box.



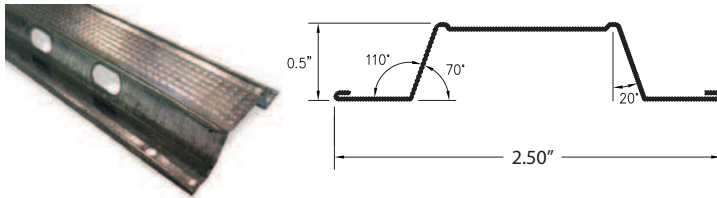
Finishing Products & Accessories

RC-1



Model No.	Mils	Design Thickness	Size	Ft	Wt./Ft.	Bdl Qty
RC-1	18	0.0188"	2"	12'	0.152	20
RC-2	18	0.0188"	2.5"	12'	0.203	20
RC-Max	20	0.0205"	2-3/8"	12'	0.233	20
RC-1	30	0.0312"	2"	12'	0.243	20
RC-2	30	0.0312"	2.5"	12'	0.330	20

RC-2

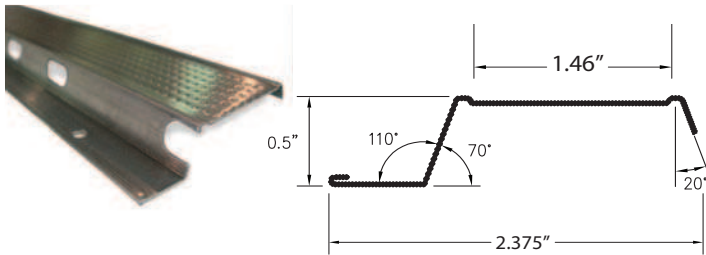


USE: For furring over wood or steel framed walls and ceilings. Reduced contact with supporting members offers an economical means for reducing sound transmission. Refer to your Fire Resistance Design manual for STC ratings.

MATERIAL: RC-1 & RC-2 are 33 ksi G40, available in 20 & 25 gauge. RC-Max is a high strength RC-1 type Resilient Channel fabricated from 50 ksi or 0.0225" thick steel with G40 coating. G60 or G90 coating available upon request.

RC-Max meets the resilient channel requirements of the following UL assemblies: L521, L546, L547, L550, L558, L562, L563, L569, L570, L574, L576, L579, L589, L590, L592, L593, L598, M501, M502, M503, M506, P515, P522, P524, P531, P533, P535, P538, P541, P545, P549, P551, P552.

RC-MAX



Additionally RC-Max exceeds the minimum 25 MSG generic requirements of other UL assemblies.

WAREWALL® SNAP-IN SYSTEM

ASTM C645, ASTM A1003



USE: The Warewall® Snap-In Drywall Framing System is an innovative method for constructing interior gypsum drywall partitions. It consists of interlocking steel stud and track sections which are easy to install and offer many advantages over old-fashioned wood and conventional metal framed assemblies.


FEATURES:

- An ecologically appealing alternative to wood framing. Steel is the most recycled material.
- Non-combustible. Steel does not contribute "fuel" to a fire.
- Lightweight and easy to handle.
- Insect and vermin proof.
- Resistant to rot and warp. Gypsum wallboard is screw attached to the studs thus eliminating unsightly "nail pops" which are often the result of the drying and shrinking of wood framing.
- Knurled flanges on stud to prevent slipping of the drywall screws during installation.
- Pre-punched with service holes to ease installation of wiring, plumbing, etc.

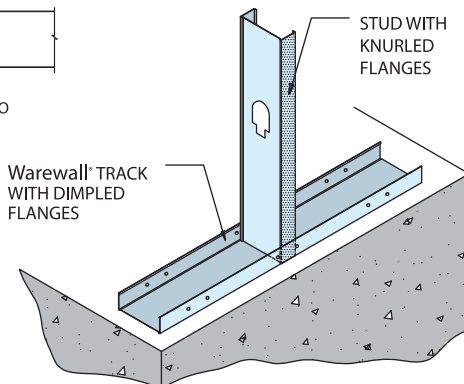
INSTALLATION:

Warewall® reduces wall installation time. Our unique dimpled track system pre-determines the stud spacing thus eliminating time consuming measuring. Dimples are located 8" on center to accommodate both 16" and 24" on center stud spacing. Simply align the dimples of the top and bottom track, insert the stud in the track, and twist in place. Warewall keeps the studs positioned without the need for track to stud screw attachments.

Available in 1-5/8", 2-1/2" and 3-5/8" depths and 25 & 20 EQ gauges.



INSERT STUD IN WAREWALL® TRACKS & TWIST IN PLACE...NO SCREWS REQUIRED



Finishing Products & Accessories

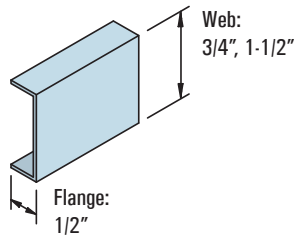
COLD ROLLED CHANNEL

USE: Mechanical bridging for studs and applications involving metal lath and plaster.

AVAILABLE DEPTHS:
3/4", 1-1/2"

AVAILABLE GAUGES:
16 gauge

STOCK LENGTHS:
10 & 16 Ft.
Other lengths available upon request.



UTILITY ANGLE

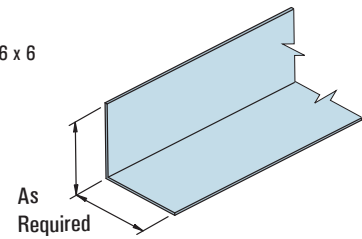
USE: For miscellaneous attachments of intersecting framing components and right angle corner enclosures at lapped framing conditions.

AVAILABLE SIZES (in):
1-1/2 x 1-1/2, 2 x 2, 3 x 3, 4 x 4, 5 x 5, 6 x 6

GAUGES:
25, 22, 20, 18, 16, 14 & 12

PACKAGING:
1,000 pieces per skid

STOCK LENGTHS:
10 Ft.
Other lengths and gauges available upon request.



Z-FURRING CHANNEL

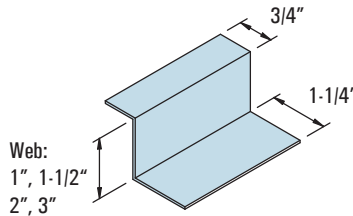
USE: For attachment of rigid insulation and wallboard to masonry walls.

AVAILABLE DEPTHS:
1", 1-1/2", & 2", 3"

AVAILABLE GAUGES:
25, 20, 18, 16, 14 & 12 gauge

PACKAGING:
500 pieces per skid

STOCK LENGTHS:
10 Ft., 12 Ft.
Other lengths available upon request.



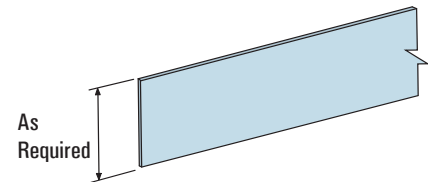
FLAT STRAPS

USE: Tension component. Backing plates for wall mounted fixtures, railings, Stud bridging, etc.

AVAILABLE SIZES:
1-1/2" to 12"

GAUGES:
25, 22, 20, 18, 16, 14 & 12

STOCK LENGTHS: 10 Ft.
Other lengths available by special order
Product furnished decoiled.




METAL BEADS & TRIM

ASTM A653, ASTM A1003, ASTM C1047

Finishing Products & Accessories

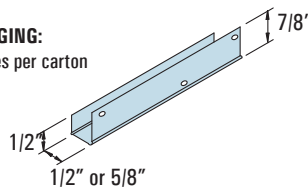
1/2" & 5/8" U TRIM




USE: Channel type trim that provides a protective edge for wallboard where wall openings or where the board terminates to other surfaces. The nailing flange is knurled to improve adherence of coatings.

STOCK LENGTHS:
10 Ft.

PACKAGING:
50 pieces per carton



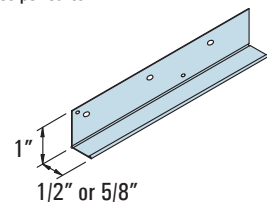
1/2" & 5/8" L TRIM




USE: Angle type drywall trim used as a finished edge after the wallboard has been attached.

STOCK LENGTHS:
10 Ft.

PACKAGING:
50 pieces per carton



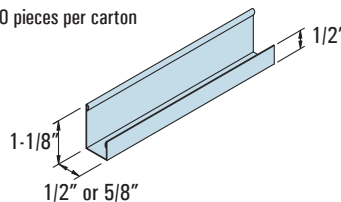
1/2" & 5/8" J TRIM




USE: Channel type trim that provides a protective edge for wallboard where finish spackling is not required.

STOCK LENGTHS:
10 Ft.

PACKAGING:
50 pieces per carton



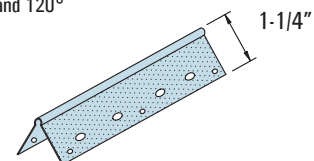
1 1/4" CORNER BEAD



USE: Reinforcement for outside corners of gypsum wallboard partitions.

STOCK LENGTHS & PACKAGING:
6 Ft. 10 in 75 pieces per carton
8 Ft. 63 pieces per carton
9 Ft. 56 pieces per carton
10 Ft. 50 pieces per carton
12 Ft. 42 pieces per carton

NOTE: Available in shiny or dull finish and 120°



VINYL DRYWALL FINISHING

Finishing Products & Accessories


CORNER BEAD



Provides rigid protection for the exposed edges of a wall; which can be nailed or staple applied. Flanges are perforated for positive joint compound bond.

Length	Pcs/Ctn	Ft/Ctn
8'	50	400
10'	50	500


ARCHWAY CORNER BEAD



A high quality trim bead that can be used in a variety of radius applications.

Length	Pcs/Ctn	Ft/Ctn
10'	50	500


3/4" BULLNOSE CORNER BEAD



Used in applications with high traffic or subject to high abuse. Gives corners a smooth rounded edge.

Length	Pcs/Ctn	Ft/Ctn
8'	35	280
10'	35	350


3/4" BULLNOSE ARCHWAY



Flexes for archways. This bead finishes arched and other curves perfectly.

Length	Pcs/Ctn	Ft/Ctn
8'	35	280
10'	35	350

3/4" BULLNOSE SPLAY BEAD



Adjusts easily to a variety of angles making it a very versatile product.

Length	Pcs/Ctn	Ft/Ctn
8'	35	280
10'	35	350

3/4" BULLNOSE INSIDE BEAD



Similar to our Bullnose Splay for inside corners. Versatile product adjusts easily to angles.

Length	Pcs/Ctn	Ft/Ctn
10'	35	350

2 & 3 WAY BULLNOSE CORNERS




2-Way: For a professional finish where two bullnose corners meet @ 90°.

3-Way: For a professional finish where three bullnose corners meet @ 90°.

Each Corner is packaged in 50 Pcs/Box

L TEAR-STRIP



L configuration with a clean break tear strip; which saves time and creates a cleaner finish.

Length	Pcs/Ctn	Ft/Ctn
10'	50	500

VINYL DRYWALL FINISHING

Finishing Products & Accessories

SPLAY BEAD



This splay bead adjusts easily to a variety of angles.

Length	Pcs/Ctn	Ft/Ctn
8'	50	400
10'	50	500


J-TRIM



A high quality trim that provides a finished edge at gypsum board stops. Great at ceiling intersections and stops around doors & windows. Readily accepts paint.

Length	Pcs/Ctn	Ft/Ctn
8'	50	400
10'	50	500


L-TRIM



A sturdy vinyl trim for mud on applications.

Length	Pcs/Ctn	Ft/Ctn
8'	80	640
10'	80	800

CONTROL JOINT / E-Z STRIP



An extruded vinyl expansion control joint designed to allow up to 1/4" of movement in veneer plaster and drywall applications.

Length	Pcs/Ctn	Ft/Ctn
10'	25	250

1-1/2" RADIUS BULLNOSE ARCHWAY CORNER BEAD



A compliment to our 1-1/2" Bullnose Corner Bead, this bead finishes arches and other curves perfectly.

Length	Pcs/Ctn	Ft/Ctn
8'	30	240
10'	30	300

1-1/2" RADIUS SPLAYED BULLNOSE CORNER BEAD



This splay bead adjusts easily to a variety of angles demanding a smoother finished edge.

Length	Pcs/Ctn	Ft/Ctn
8'	30	240
10'	30	300

1-1/2" RADIUS BULLNOSE CORNER BEAD




Specially coated for superior finish adhesion and is twice the radius of our standard vinyl bullnose.

Length	Pcs/Ctn	Ft/Ctn
8'	30	240
10'	30	300
12'	30	360

PAPER-FACED METAL DRYWALL FINISHING

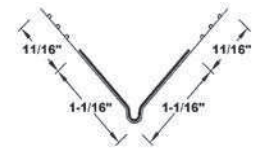
Finishing Products & Accessories

DELUXE SUPER WIDE OUTSIDE CORNER kwikSTIK DELUXE SUPER WIDE - TAPE ON




USE: Provides the same extra coverage as P1 Super Wide outside corners and is manufactured with ease and speed of installation in mind.

Length	Pcs/Ctn	Ft/Ctn
7'	50	350
8'	50	400
9'	50	450
10'	50	500

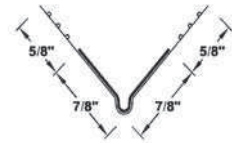


EXTRA WIDE OUTSIDE CORNER kwikSTIK - TAPE ON




USE: Designed for open angle wall intersections on inside open angle corners.

Length	Pcs/Ctn	Ft/Ctn
7'	50	350
8'	50	400
9'	50	450
10'	50	500



L 1/2" PAPER TRIM kwikSTIK TRIM




USE: L-shaped 1/2" and 5/8" trim is designed for a clean, professional finish. Best for areas where 1/2" and 5/8" drywall runs adjacent to masonry walls, cinder blocks, drop ceilings, beams, unfinished doorways, or door jams.

Length	Pcs/Ctn	Ft/Ctn
7'	50	350
8'	50	400
9'	50	450
10'	50	500

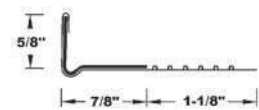


L 5/8" PAPER TRIM kwikSTIK TRIM



USE: L-shaped 1/2" and 5/8" trim is designed for a clean, professional finish. Best for areas where 1/2" and 5/8" drywall runs adjacent to masonry walls, cinder blocks, drop ceilings, beams, unfinished doorways, or door jams.


Length	Pcs/Ctn	Ft/Ctn
7'	50	350
8'	50	400
9'	50	450
10'	50	500



PAPER-FACED METAL DRYWALL FINISHING

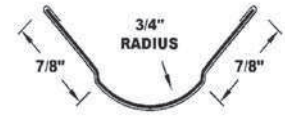
Finishing Products & Accessories

SLOK EXTRA WIDE BULLNOSE kwikSTIK SLOK NXW - NAIL ON:




USE: This bullnose has a wider 7/8" flange which allows for easier installation and added corner coverage when nails, screws, or staples are being used.

Length	Pcs/Ctn	Ft/Ctn
7'	50	350
8'	50	400
9'	50	450
10'	50	500

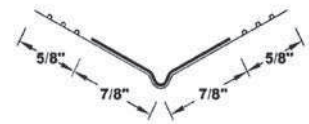


OPEN ANGLE / SPLAY OUTSIDE CORNER kwikSTIK OS SPLAY - TAPE ON:




USE: Designed for wider offset outside corners providing easier installation and more consistent mudding.

Length	Pcs/Ctn	Ft/Ctn
8'	50	400
9'	50	450
10'	50	500



SLOK BULLNOSE kwikSTIK SLOK - TAPE ON:




USE: This bullnose outside corner provides an elegant, smooth finish.

Length	Pcs/Ctn	Ft/Ctn
7'	50	350
8'	50	400
9'	50	450
10'	50	500



SLOK OPEN ANGLE / SPLAY BULLNOSE kwikSTIK SLOK NOS - NAIL ON:




USE: Provides a clean and smooth bullnose finish on offset outside corners where nails, screws, or staples are required.

Length	Pcs/Ctn	Ft/Ctn
8'	50	400
9'	50	450
10'	50	500

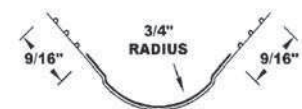


SOUTHWESTERN STANDARD BULLNOSE kwikSTIK SLOK - TAPE ON:




USE: A less expensive substitute for the 3/4" bullnose outside corner and offers the same smooth rounded finish.

Length	Pcs/Ctn	Ft/Ctn
7'	50	350
8'	50	400
9'	50	450
10'	50	500



DIAMOND MESH LATH



USE: Manufactured by slitting and stretching galvanized steel to form small openings to allow the keying of plaster so it will bond to the lath. Diamond Mesh Lath can be bent easily to create curved surfaces.

SIZE:
27" x 96" (686 mm x 2440 mm)
MATERIAL:
G-60

Approx. Lath Weight		Finish Galv.	Bundle				
lbs/yd ²	(kg/m ²)		No. Pcs.	Weight		Area	
				lbs.	(kg)	yd ²	(m ²)
1.75	(0.9)	✓	10	35	(15.9)	20	(16.7)
2.50	(1.4)	✓	10	50	(22.7)	20	(16.7)
3.40	(1.8)	✓	10	68	(30.8)	20	(16.7)

SELF-FURRING DIAMOND MESH LATH



USE: Uses the same mesh configuration as Diamond Mesh Lath but made with 1/4" dimple indentations spaced 1-1/2" o.c. each way. Used as exterior stucco base, column fireproofing and re-plastering over old surfaces. Available in galvanized only.

SIZE:
27" x 96" (686 mm x 2440 mm)
MATERIAL:
G-60

Approx. Lath Weight		Finish Galv.	Bundle				
lbs/yd ²	(kg/m ²)		No. Pcs.	Weight		Area	
				lbs.	(kg)	yd ²	(m ²)
1.75	(0.9)	✓	10	35	(15.9)	20	(16.7)
2.50	(1.4)	✓	10	50	(22.7)	20	(16.7)
3.40	(1.8)	✓	10	68	(30.8)	20	(16.7)

3/8" HIGH RIB LATH



USE: Superior spanning characteristics over common expanded metal laths, suited for horizontal applications such as ceilings and soffits. Its 3/8" deep ribbed configuration is a self-furring feature. Designed for application on 24" on center.

SIZE:
27" x 96" (686 mm x 2440 mm)
MATERIAL:
G-60

Approx. Lath Weight		Finish Galv.	Bundle Quantity				
lbs/yd ²	(kg/m ²)		No. Pcs.	Weight		Area	
				lbs.	(kg)	yd ²	(m ²)
3.40	(1.8)	✓	10	68	(30.8)	20	(16.7)

V-GROOVE MESH LATH




USE: For exterior stucco work over sheathing and as a plaster base over masonry walls. Self-furring embossed "V" groove holds the lath away from the surface to aid in the keying of stucco to the lath.

SIZE:
27" x 96" (686 mm x 2440 mm)
MATERIAL:
G-60

Approx. Lath Weight		Finish Galv.	Bundle Quantity				
lbs/yd ²	(kg/m ²)		No. Pcs.	Weight		Area	
				lbs.	(kg)	yd ²	(m ²)
3.40	(1.8)	✓	10	68	(30.8)	20	(16.7)

1/8" FLAT RIB LATH




USE: 1/8 inch Flat Rib Lath provides additional rigidity for horizontal stucco applications. This product can also be used extensively as a base for ceramic tile.

SIZE:
27" x 96" (686 mm x 2440 mm)
MATERIAL:
G-60

Approx. Lath Weight		Finish Galv.	Bundle Quantity				
lbs/yd ²	(kg/m ²)		No. Pcs.	Weight		Area	
				lbs.	(kg)	yd ²	(m ²)
2.75	(1.3)	✓	10	55	(25.0)	20	(16.7)

PAPERBACKED DIAMOND MESH LATH




USE: Asphalt paper is factory bonded to the back. The paper conforms to Federal Specification UU-B-790A, type 1, grade D, style 2.

SIZE:
27" x 96" (686 mm x 2440 mm)

MATERIAL:
G-60

Approx. Lath Weight		Finish Galv.	No. Pcs.	Bundle			
lbs/yd ²	(kg/m ²)			Weight		Area	
				lbs.	(kg)	yd ²	(m ²)
1.75	(0.9)	✓	10	40	(18.2)	20	(16.7)
2.50	(1.4)	✓	10	55	(25.0)	20	(16.7)
3.40	(1.8)	✓	10	73	(33.2)	20	(16.7)

PAPERBACKED SELF-FURRING DIAMOND MESH LATH



USE: Uses same mesh configuration as Diamond Mesh Lath but made with 1/4" dimple indentations spaced 1-1/2" o.c. each way. Used as exterior stucco base, column fireproofing and re-plastering over old surfaces. Available in galvanized only. Paper conforms to Federal Specification UU-B-790A, type 1, grade D, style 2.

SIZE:
27" x 96" (686 mm x 2440 mm)

MATERIAL:
G-60

Approx. Lath Weight		Finish Galv.	No. Pcs.	Bundle			
lbs/yd ²	(kg/m ²)			Weight		Area	
				lbs.	(kg)	yd ²	(m ²)
1.75	(0.9)	✓	10	40	(18.2)	20	(16.7)
2.50	(1.4)	✓	10	55	(25.0)	20	(16.7)
3.40	(1.8)	✓	10	73	(33.2)	20	(16.7)

PAPERBACKED V-GROOVE MESH LATH




USE: Same as V-Groove with asphalt paper factory bonded to the back. Paper conforms to Federal Specification UU-B-790A, type 1, grade D, style 2.

SIZE:
27" x 96" (686 mm x 2440 mm)

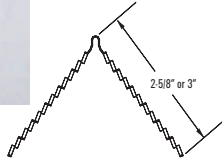
MATERIAL:
G-60

Approx. Lath Weight		Finish Galv.	No. Pcs.	Bundle			
lbs/yd ²	(kg/m ²)			Weight		Area	
				lbs.	(kg)	yd ²	(m ²)
1.75	(0.9)	✓	10	40	(18.2)	20	(16.7)
2.50	(1.4)	✓	10	55	(25.0)	20	(16.7)
3.40	(1.8)	✓	10	73	(33.2)	20	(16.7)

1-A EXPANDED CORNER BEAD




USE: Available in zinc or galvanized steel. Wide expanded flanges are easily flexed. Preferred for irregular corners. It provides increased reinforcement close to the nose of the bead. Zinc should be used for exterior applications.

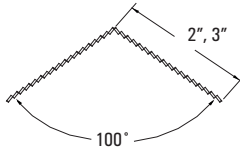


Product	Size		Length		Carton Quantity				
					No.	Weight		Length	
	in.	(mm)	ft.	(m)	Pcs.	lbs.	(kg)	ft.	(m)
1-A Expanded Corner Bead, Galvanized	2-5/8	(66.7)	8	(2.44)	30	52	(23.6)	240	(73.2)
			10	(3.05)	30	56	(25.5)	300	(91.4)
1-A Expanded Corner Bead, Zinc	2-5/8	(66.7)	10	(3.05)	30	48	(21.8)	300	(91.4)
1-A Expanded Corner Bead, Galvanized	3	(76.2)	8	(2.44)	30	58	(26)	240	(73.2)
			10	(3.05)	30	63	(29)	300	(91.4)
1-A Expanded Corner Bead, Zinc	3	(76.2)	10	(3.05)	30	58	(26)	300	(73.2)

CORNERITE




USE: Expanded mesh component that is used as corner reinforcement on interior angles where lath is not carried around and over non-ferrous bases such as masonry and wood lath.

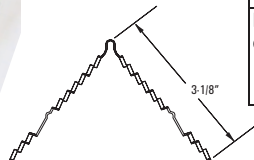


Size	Box Qty.	Length
2"	75	8'
3"	75	8'

DOUBLE X CORNER BEAD




USE: It is galvanized steel and has full 3-1/8" flanges. It is easily adjusted for plaster depth on columns and is ideal for structural tile corners with rough masonry. Double X Corner Bead has perforated stiffening ribs along the expanded flanges.



Product	Size		Length		Carton Quantity				
					No.	Weight		Length	
	in.	(mm)	ft.	(m)	Pcs.	lbs.	(kg)	ft.	(m)
Double X Corner Bead	3-1/8	(82.6)	8	(2.44)	24	61	(27.7)	240	(73.2)
			9	(2.74)	24	69	(31.4)	270	(82.3)
			10	(3.05)	24	76	(34.5)	300	(91.4)
			12	(3.66)	24	91	(41.4)	360	(109.7)

STRIP LATH




USE: An expanded mesh product used to fill voids in wire lath construction and as a base for wire lath patches.

Size	Box Qty.	Length
4"	75	8'
6"	75	8'

VENEER BEAD & TRIM

Finishing Products & Accessories

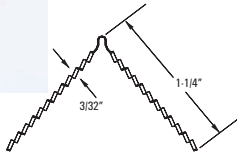
VENEER CORNER BEAD (MINI BEAD 800/900)



USE: Galvanized steel, used with one-coat or two-coat veneer systems to provide 3/32" grounds. With 1-1/4" fine mesh flanges, either stapled or nailed, provides an effective plaster key and eliminates shadowing


STOCK LENGTHS:
10 Ft.

PACKAGING:
60 pieces per carton



Product	Size		Length		Carton Quantity				
	in.	(mm)	ft.	(mm)	No. Pcs.	Weight		Length	
						lbs.	(kg)	ft.	(m)
Veneer	1-1/4	(31.8)	8	(2440)	60	40	(18.1)	480	(146.3)
Corner Bead			10	(3050)	60	50	(22.1)	600	(182.9)

VENEER L TRIM




USE: As a veneer plaster stop and as an exposed trim around windows and doors. It is also used in conjunction with veneer corner bead.



Product	Size		Length		Carton Quantity				
	in.	(mm)	ft.	(mm)	No. Pcs.	Weight		Length	
						lbs.	(kg)	ft.	(m)
Veneer	1/2	(12.7)	10	(3050)	50	41	(18.6)	500	(152.5)
L Trim	5/8	(15.9)	10	(3050)	50	44	(20.0)	500	(152.5)

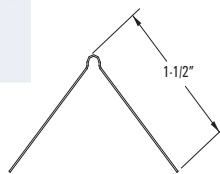
K-RITE CORNER BEAD



USE: A veneer bead used as an alternate to mini mesh veneer bead. It has a 1-1/2" leg and triangle cut-outs for one or two coat veneer plaster application. K-Rite corner bead is compatible with all brands of one and two coat plaster systems or multi-layer drywall construction. Perfect choice for repairs, column construction and new construction.


STOCK LENGTHS:
10 Ft.

PACKAGING:
50 pieces per carton

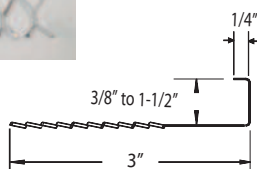


Product	Size		Length		Carton Quantity				
	in.	(mm)	ft.	(mm)	No. Pcs.	Weight		Length	
						lbs.	(kg)	ft.	(m)
K-Rite Corner Bead	1-1/2	(38.1)	8	(2440)	60	58.1	(26.3)	480	(146)
			9	(2730)	60	65.3	(29.6)	600	(165)
			10	(3050)	60	72.6	(32.9)	600	(183)
			12	(3657)	60	87.1	(39.5)	600	(219)

#66 EXPANDED FLANGE CASING BEAD




USE: As a plaster stop and as exposed trim around window and door openings. Can also be used at the junction or the intersection of plaster and other wall or ceiling finishes. Zinc should be used for exterior applications. Available with weep holes.



Product	Depth or Grounds		Length		Carton Quantity				
	in.	(mm)	ft.	(m)	No. Pcs.	Weight		Length	
						lbs.	(kg)	ft.	(m)
#66 Expanded Flange Casing Bead, Galvanized	3/8	(9.5)	10	(3.05)	30	48	(21.8)	300	(91.4)
	1/2	(12.7)	10	(3.05)	30	55	(24.9)	300	(91.4)
	5/8	(15.9)	10	(3.05)	30	56	(25.5)	300	(91.4)
	3/4	(19.1)	10	(3.05)	30	58	(26.4)	300	(91.4)
	7/8	(22.2)	10	(3.05)	30	62	(28.2)	300	(91.4)
	1	(25)	10	(3.05)	30	65	(29.9)	300	(91.4)
	1-1/4	(31.8)	10	(3.05)	30	68	(31.0)	300	(91.4)
#66 Expanded Flange Casing Bead, Zinc	1-1/2	(38.1)	10	(3.05)	30	72	(32.7)	300	(91.4)
#66 Expanded Flange Casing Bead, Zinc	1/2	(12.7)	10	(3.05)	30	51	(23.2)	300	(91.4)
	7/8	(22.2)	10	(3.05)	30	59	(26.8)	300	(91.4)

CONTROL JOINT



USE: To relieve the stresses from expansion and contraction across the joint in large ceiling and wall areas in drywall and veneer finish systems. It is used from floor to ceiling in long partition runs and from door header to ceiling. It is also recommended for repair of existing plastered masonry. Made of roll-formed zinc to resist corrosion, it has 3/32" grounds. Plastic tape protects 1/4" wide x 7/16" deep opening, and is to be removed after installation.


USE: Relieves the stresses from expansion and contraction across the joint in large ceiling and wall areas

STOCK LENGTHS:
10 Ft.

PACKAGING:
50 pieces per carton

LIMITATION:
Where sound transmission and/or fire ratings are prime considerations, an adequate seal must be provided behind the control joint.

DOUBLE V EXPANSION JOINT



USE: To relieve the stresses of expansion and contraction in plaster or stucco. It is available in zinc or galvanized steel. Zinc should be used for exterior applications.

STOCK LENGTHS:
10 Ft.

PACKAGING:
24 pieces per carton
Galvanized or
Zinc available in:
3/8", 1/2", 5/8", 3/4", 7/8"

Product	Flange Width		Length		Carton Quantity				
					No.	Weight		Length	
	in.	(mm)	ft.	(m)	Pcs.	lbs.	(kg)	ft.	(m)
Double V Expansion Joint, Galvanized	3/8	(9.5)	10	(3.05)	24	48	(21.8)	240	(73.2)
	1/2	(12.7)	10	(3.05)	24	66	(30.0)	240	(73.2)
	3/4	(19.1)	10	(3.05)	24	74	(33.6)	240	(73.2)
	7/8	(22.2)	10	(3.05)	24	83	(37.7)	240	(73.2)
Double V Expansion Joint, Zinc	3/8	(9.5)	10	(3.05)	24	44	(20.2)	240	(73.2)
	1/2	(12.7)	10	(3.05)	24	61	(27.9)	240	(73.2)
	3/4	(19.1)	10	(3.05)	24	69	(31.2)	240	(73.2)
	7/8	(22.2)	10	(3.05)	24	77	(35.0)	240	(73.2)

Zinc available in all sizes as galv.

ACCESSORIES


TIE WIRE



USE: Tie wire is used to support suspended cold rolled channel gridwork for stucco, plaster, acoustical or drywall ceilings. Available in several gauges.

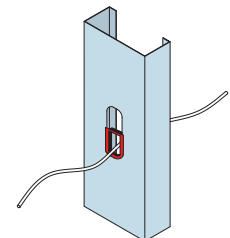


GROMMET



USE: Designed to fit into knockout of studs. Easy snap-in fit. No tools required. Protects wiring from edge of knockout

PACKAGING:
50 pieces per bag
1000 bags per carton





★ **Marino|WARE®**
New Jersey Plant
400 Metuchen Rd.
South Plainfield, NJ 07080
P: 800.627.4661
F: 908.412.1442

★ **Marino|WARE®**
Georgia Plant
777 Greenbelt Pkwy.
Griffin, GA 30223
P: 800.504.8199
F: 678.688.1379

★ **Marino|WARE®**
Indiana Plant
4245 Railroad Ave.
East Chicago, IN 46312
P: 219.378.7100
F: 219.378.7106

★ **Marino|WARE®**
Texas Plant
10101 Bay Area Blvd.
Pasadena, TX 77507
P: 800.504.8199
F: 281.283.8105

★ **Marino|WARE®**
New York Sales Office
134 Broadway, Ste. C
Amityville, NY 11701
P: 800.627.4667
F: 631.691.1492

★ **Marino|WARE®**
Engineering Office
200 Business Center Drive
Stockbridge, GA 30281
P: 866-545-1545
F: 770.507.2605

www.MarinoWARE.com

For more information, please contact Marino|WARE® Technical Services at 866-545-1545

This technical information reflects the most current information available and supersedes any and all previous publications effective September 30, 2011 #DWA1-9/2011

© 2011 Ware Industries, Inc. All rights reserved