

PRO-LOC I,II,III CONDITION SUBMITTAL PAGE EXPLANATION

The following pages depict Metal Sales suggested Pro-Loc details and are for illustration purposes only. These details may not be applicable to all conditions or designs.

These details are designed to be used for submittals and are available on 3.5" diskettes or can be downloaded off the internet at our web site address (www.mtlsales.com).

PRO-LOC I, II, III RIDGE/ HIP DETAIL

FLASHING PROFILES

	A
PRO-LOC I	1 11/16"
PRO-LOC II	2"
PRO-LOC III	1 7/8"

ACCESSORIES

- PRO-LOC OUTSIDE CLOSURE
- POP RIVETS (1"-0" O.C. TYPICAL)
- TUBE SEALANT
- PANCAKE HEAD WOODSCREW (1"-0" O.C. TYPICAL)

* See chart on page PGI-9

BRANCH:	PRODUCT:	DETAIL:
SALESPERSON:		
DATE:	COMPANY:	
JOB NO:	CONTACT:	

The condition submittal pages contain a clear illustration of the various flashing details, illustrations of all necessary manufactured components, and a listing of the remaining components necessary to assemble the flashing condition.



Refers to Metal Sales' suggested flashing condition detail. This illustration shows the correct component placement for each detail.



Refers to Metal Sales' standard manufactured flashing profiles required to assemble the flashing condition. These components are fully illustrated and discussed.



Refers to Metal Sales' accessories required to assemble the flashing condition.

PRO-LOC I,II,III CONDITION SUBMITTAL DETAIL

metal sales
manufacturing corporation



Corporate Office
(812) 246-1935
www.mtlsales.com

FULL LINE

MAGNA-LOC

SEAM-LOC 24

SNAP-LOC 24

VERTICAL SEAM

PRO-LOC I

PRO-LOC II

PRO-LOC III

MINI-BATTEN

MAXI-BATTEN

IMAGE II

SOFFIT PANEL

STILE

IC72-PANEL

R-PANEL

U-PANEL

SPAN-LINE 36

SPAN-LINE 36A

V-LINE 32

PRO-PANEL II

CLASSIC RIB

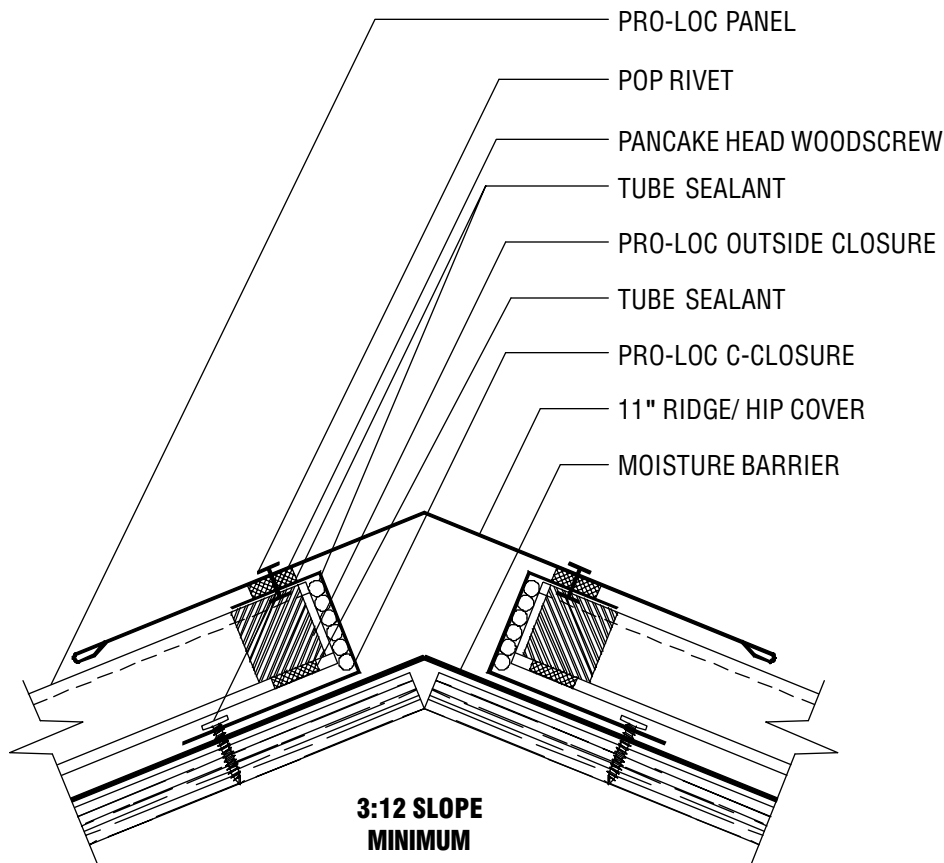
5V CRIMP

metal sales
manufacturing corporation

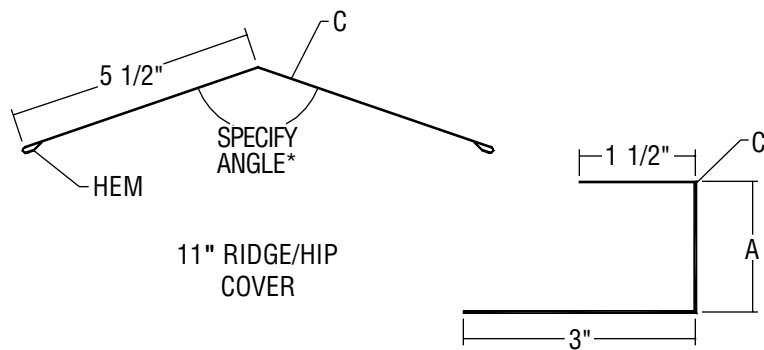


Corporate Office
(812) 246-1935
www.mtlsales.com

PRO-LOC I,II,III RIDGE/HIP DETAIL



FLASHING PROFILES



	A
PRO-LOC I	1 11/16"
PRO-LOC II	2"
PRO-LOC III	1 7/8"

PRO-LOC C-CLOSURE

* See chart on page PGI-9

ACCESSORIES

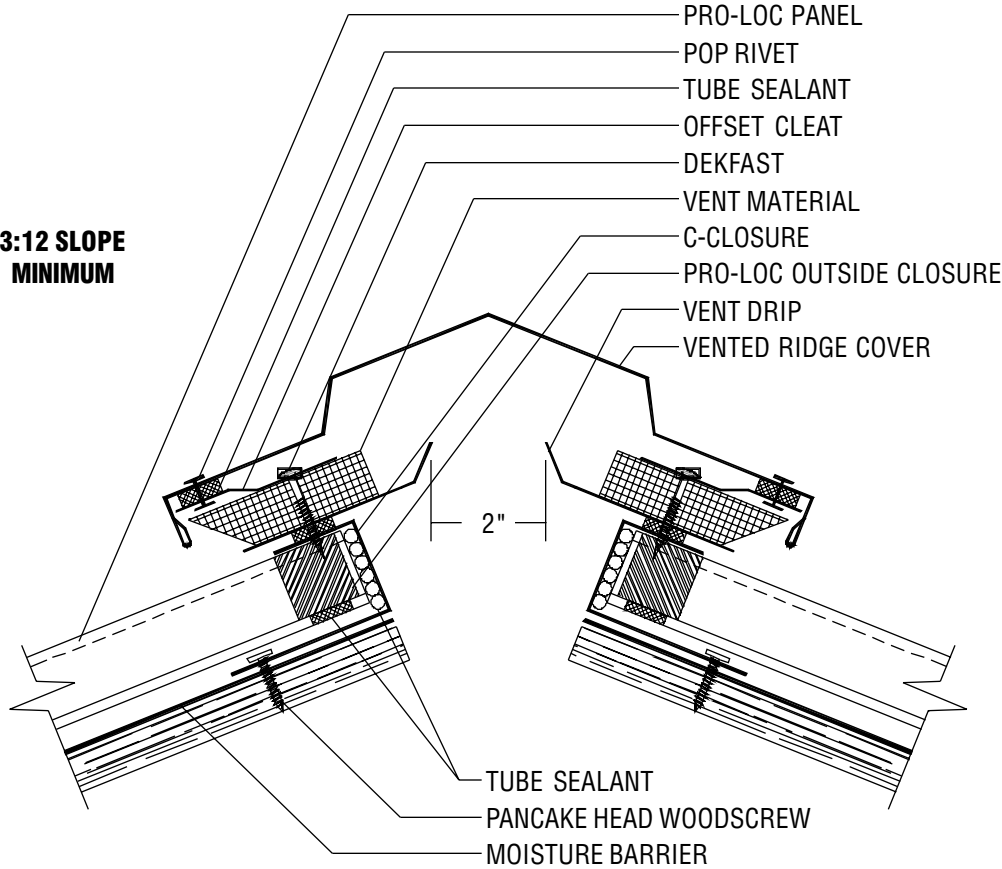
- PRO-LOC OUTSIDE CLOSURE
- POP RIVETS (1'-0" O.C. TYPICAL)
- TUBE SEALANT
- PANCAKE HEAD WOODSCREW (1'-0" O.C. TYPICAL)

BRANCH:	PROJECT:	DETAIL:
SALESPERSON:		
DATE:	COMPANY:	
JOB NO:	CONTACT:	

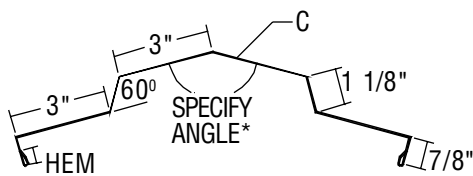
PPL-18

PRO-LOC I,II,III VENTED RIDGE DETAIL

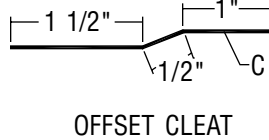
**3:12 SLOPE
MINIMUM**



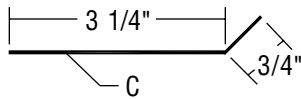
FLASHING PROFILES



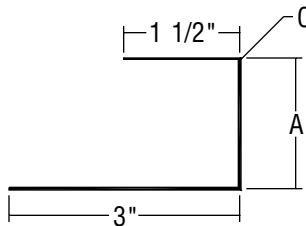
VENTED RIDGE COVER



OFFSET CLEAT



VENT DRIP



	A
PRO-LOC I	1 11/16"
PRO-LOC II	2"
PRO-LOC III	1 7/8"

PRO-LOC
C-CLOSURE

* See chart on page PGI-9

ACCESSORIES










- PRO-LOC OUTSIDE CLOSURE
- TUBE SEALANT
- POP RIVETS (1'-0" O.C. TYPICAL)
- DEKFAST SCREW (1'-0" O.C. TYPICAL)
- PANCAKE HEAD WOODSCREW (1'-0" O.C. TYPICAL)
- VENT MATERIAL

BRANCH:	PROJECT:	DETAIL:
SALESPERSON:		
DATE:	COMPANY:	
JOB NO:	CONTACT:	



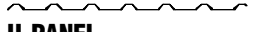






PRO-LOC I,II,III

CONDITION SUBMITTAL DETAIL

FULL LINE

-  **MAGNA-LOC**
-  **SEAM-LOC 24**
-  **SNAP-LOC 24**
-  **VERTICAL SEAM**
-  **PRO-LOC I**
-  **PRO-LOC II**
-  **PRO-LOC III**
-  **MINI-BATTEN**
-  **MAXI-BATTEN**
-  **IMAGE II**
-  **SOFFIT PANEL**

STILE

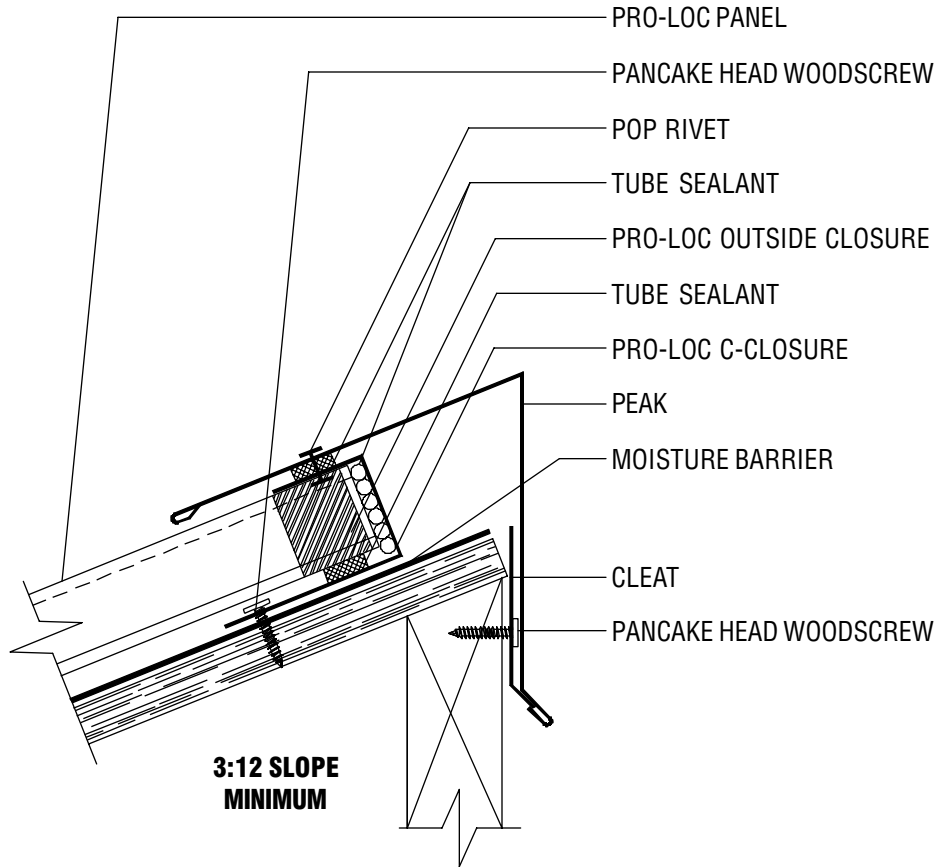
-  **IC72-PANEL**
-  **R-PANEL**
-  **U-PANEL**
-  **SPAN-LINE 36**
-  **SPAN-LINE 36A**
-  **V-LINE 32**
-  **PRO-PANEL II**
-  **CLASSIC RIB**
-  **5V CRIMP**

metal sales
manufacturing corporation

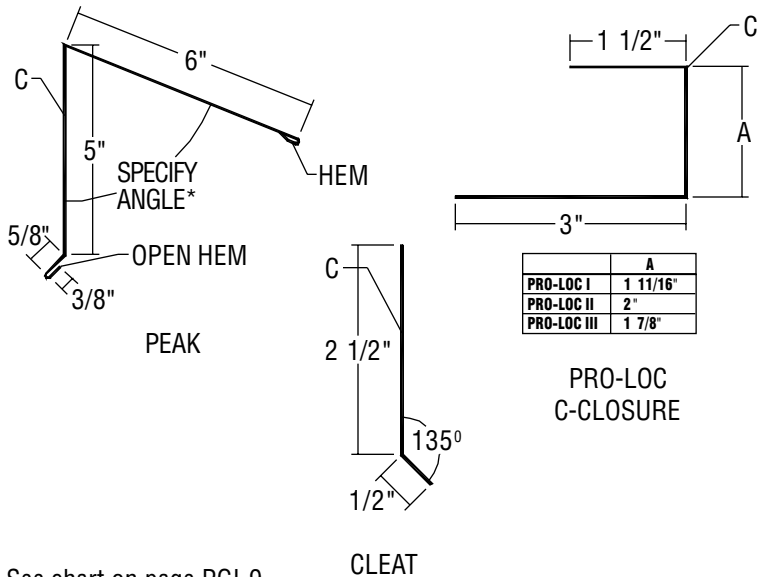


Corporate Office
(812) 246-1935
www.mtlsales.com

PRO-LOC I,II,III PEAK DETAIL



FLASHING PROFILES



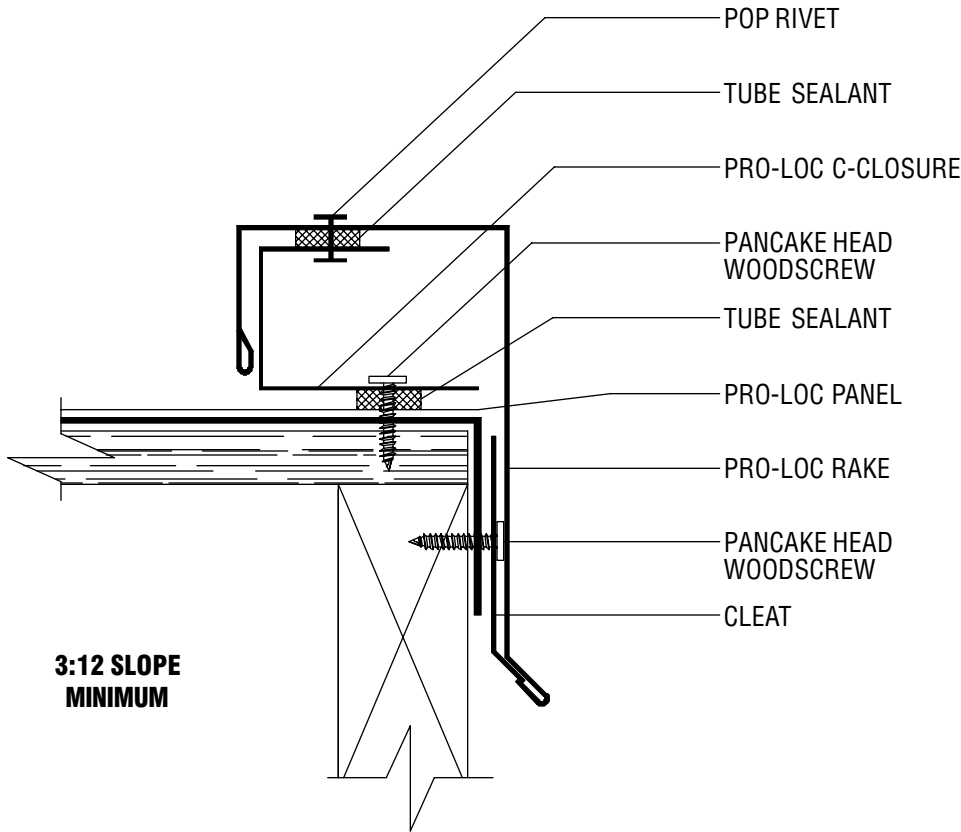
ACCESSORIES

- PRO-LOC OUTSIDE CLOSURE
- TUBE SEALANT
- POP RIVETS (1'-0" O.C. TYPICAL)
- PANCAKE HEAD WOODSCREW (1'-0" O.C. TYPICAL)

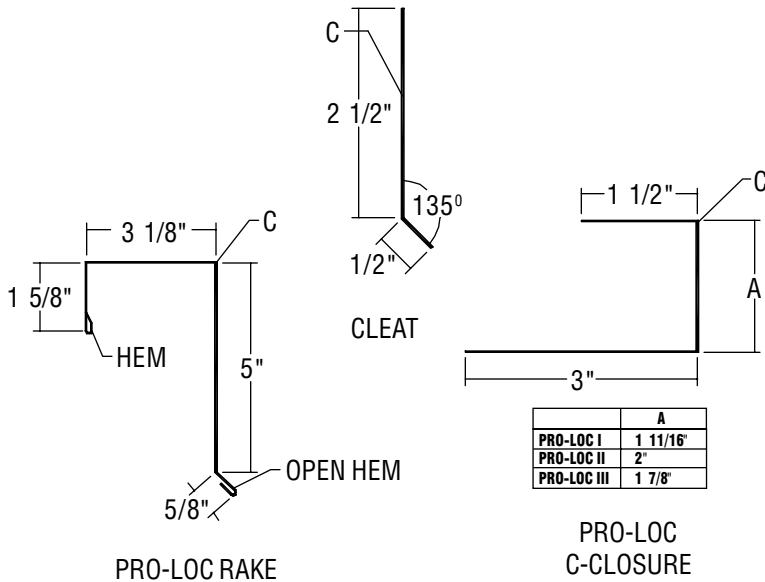
* See chart on page PGI-9

BRANCH:	PROJECT:	DETAIL:
SALESPERSON:		
DATE:	COMPANY:	
JOB NO:	CONTACT:	

PRO-LOC I,II,III RAKE DETAIL



FLASHING PROFILES



ACCESSORIES

- TUBE SEALANT
- POP RIVETS (1'-0" O.C. TYPICAL)
- PANCAKE HEAD WOODSCREW (1'-0" O.C. TYPICAL)

BRANCH:

SALESPERSON:

DATE:

JOB NO:

PROJECT:

COMPANY:

CONTACT:

DETAIL:

PRO-LOC I,II,III













CONDITION SUBMITTAL DETAIL



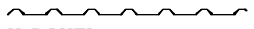

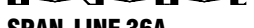




metal sales
 manufacturing corporation



Corporate Office
 (812) 246-1935
 www.mtlsales.com

FULL LINE

-  **MAGNA-LOC**
-  **SEAM-LOC 24**
-  **SNAP-LOC 24**
-  **VERTICAL SEAM**
-  **PRO-LOC I**
-  **PRO-LOC II**
-  **PRO-LOC III**
-  **MINI-BATTEN**
-  **MAXI-BATTEN**
-  **IMAGE II**
-  **SOFFIT PANEL**
-  **STILE**

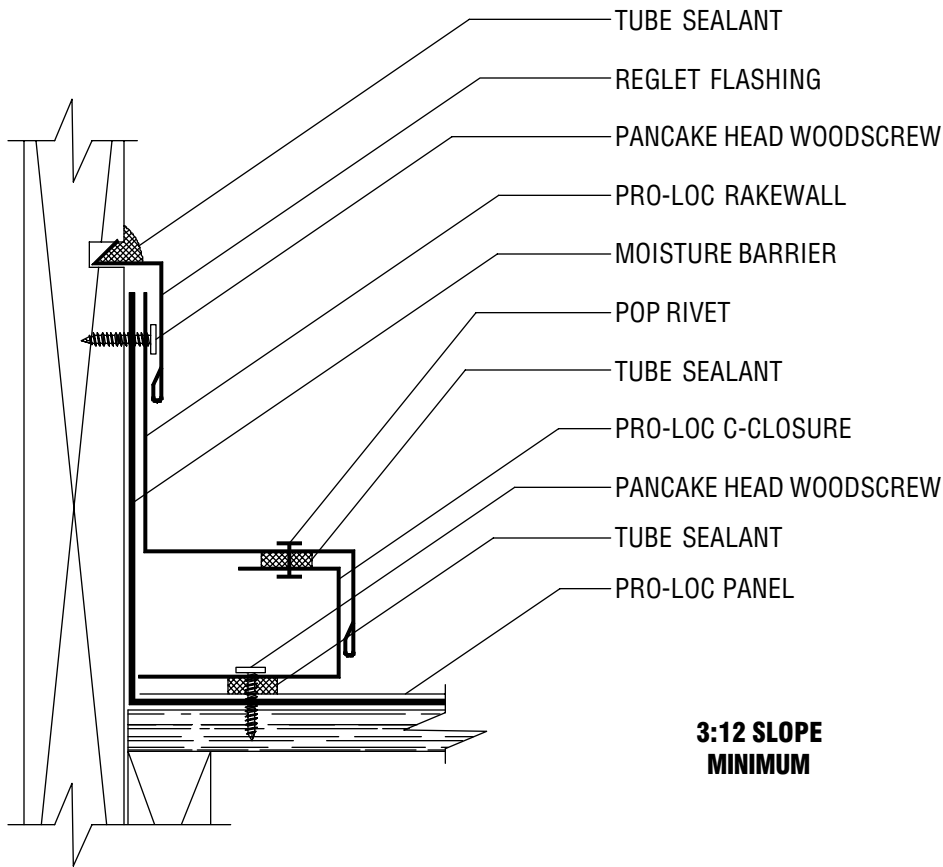
-  **IC72-PANEL**
-  **R-PANEL**
-  **U-PANEL**
-  **SPAN-LINE 36**
-  **SPAN-LINE 36A**
-  **V-LINE 32**
-  **PRO-PANEL II**
-  **CLASSIC RIB**
-  **5V CRIMP**

metal sales
manufacturing corporation

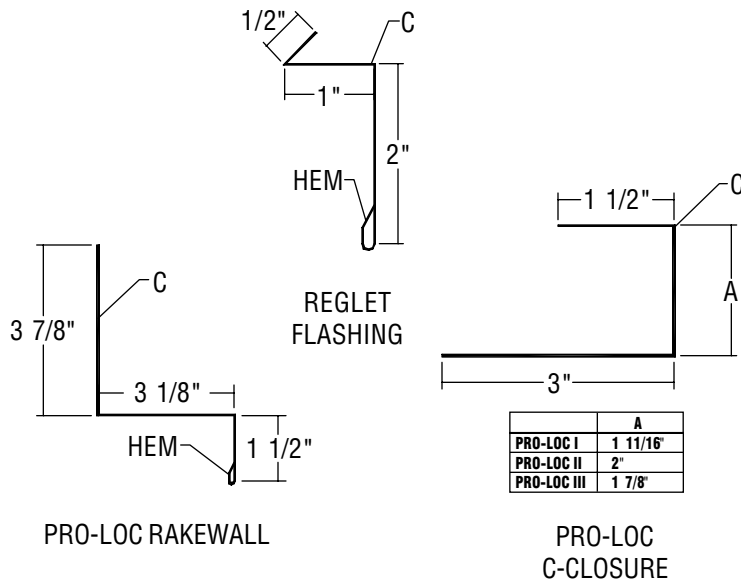


Corporate Office
(812) 246-1935
www.mtlsales.com

PRO-LOC I,II,III RAKE PARAPET REGLET DETAIL



FLASHING PROFILES



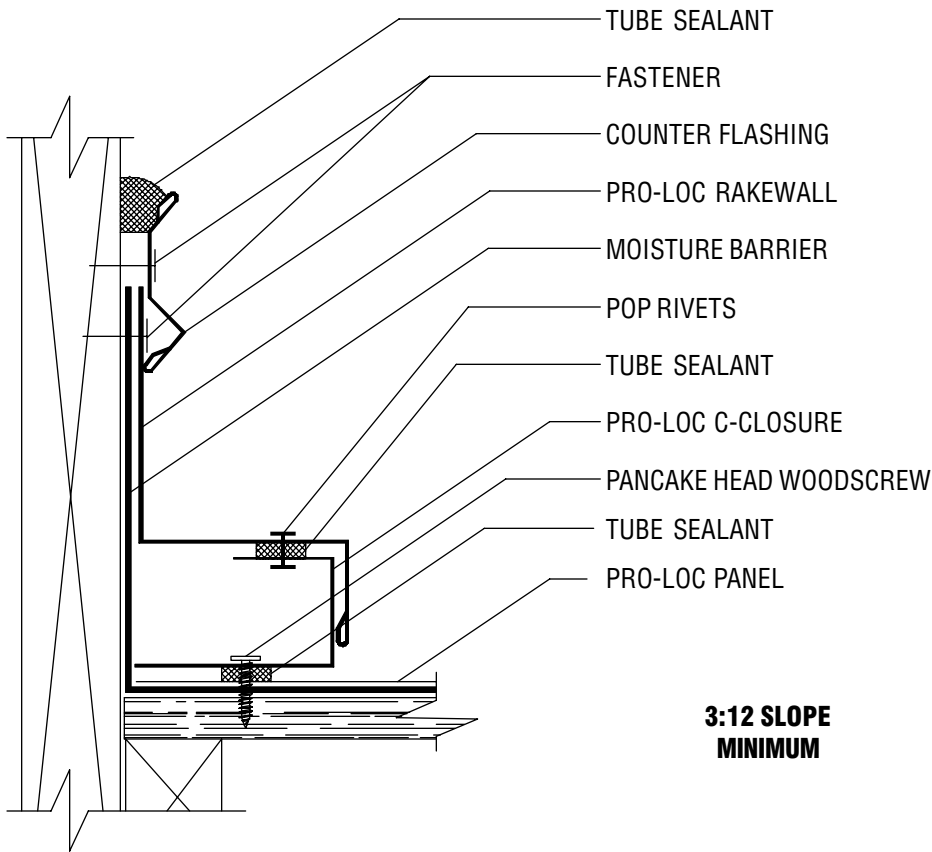
ACCESSORIES

- **TUBE SEALANT**
- **POP RIVETS**
(1'-0" O.C. TYPICAL)
- **PANCAKE HEAD WOODSCREW**
(1'-0" O.C. TYPICAL)

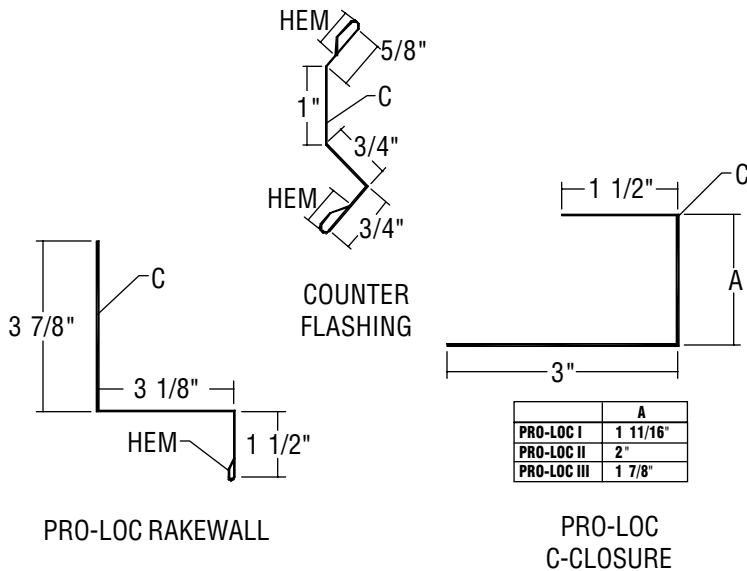
BRANCH:	PROJECT:	DETAIL:
SALESPERSON:		
DATE:	COMPANY:	
JOB NO:	CONTACT:	

PPL-22

PRO-LOC I,II,III RAKE PARAPET COUNTER DETAIL



FLASHING PROFILES



ACCESSORIES

- TUBE SEALANT
- POP RIVETS (1'-0" O.C. TYPICAL)
- PANCAKE HEAD WOODSCREW (1'-0" O.C. TYPICAL)

BRANCH:

SALESPERSON:

DATE:

JOB NO:

PROJECT:

COMPANY:

CONTACT:

DETAIL:

metal sales
manufacturing corporation
























Corporate Office
(812) 246-1935
www.mtlsales.com

PRO-LOC I,II,III

CONDITION SUBMITTAL DETAIL

FULL LINE

-  **MAGNA-LOC**
-  **SEAM-LOC 24**
-  **SNAP-LOC 24**
-  **VERTICAL SEAM**
-  **PRO-LOC I**
-  **PRO-LOC II**
-  **PRO-LOC III**
-  **MINI-BATTEN**
-  **MAXI-BATTEN**
-  **IMAGE II**
-  **SOFFIT PANEL**
-  **STILE**

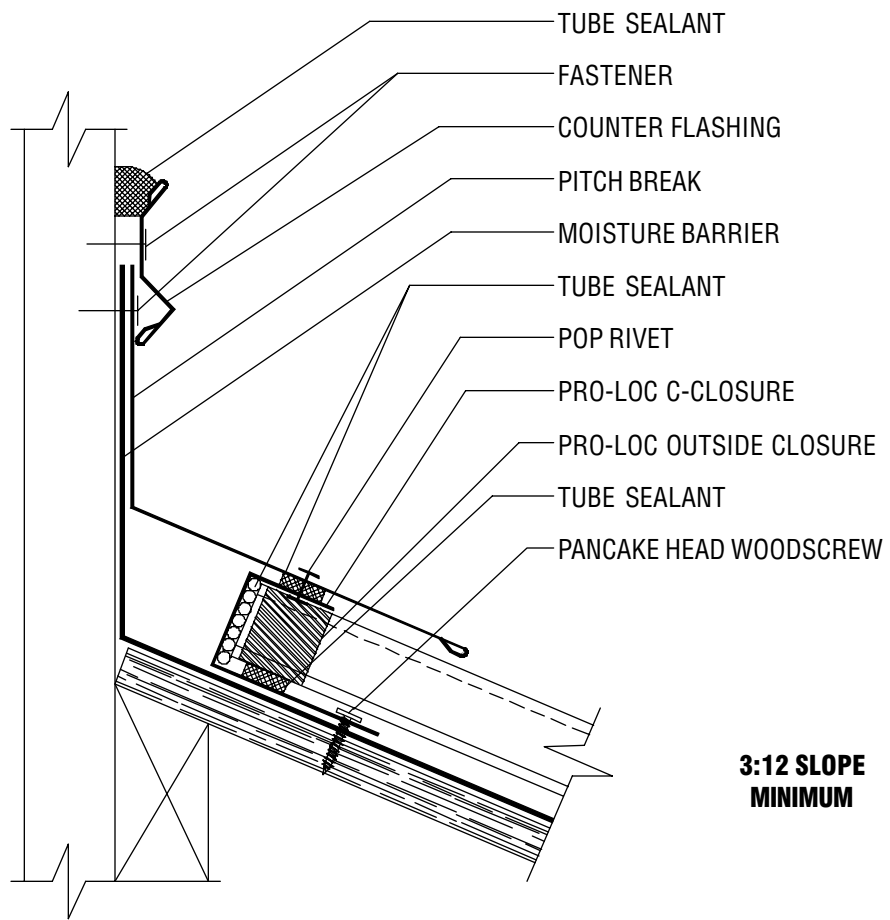
-  **IC72-PANEL**
-  **R-PANEL**
-  **U-PANEL**
-  **SPAN-LINE 36**
-  **SPAN-LINE 36A**
-  **V-LINE 32**
-  **PRO-PANEL II**
-  **CLASSIC RIB**
-  **5V CRIMP**

metal sales
manufacturing corporation

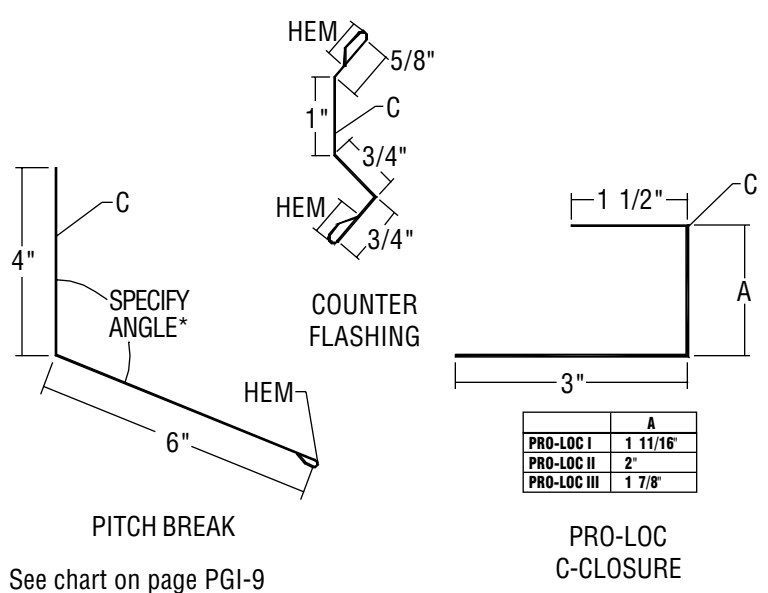


Corporate Office
(812) 246-1935
www.mtlsales.com

PRO-LOC I,II,III HIGH EAVE AT PARAPET COUNTER DETAIL



FLASHING PROFILES



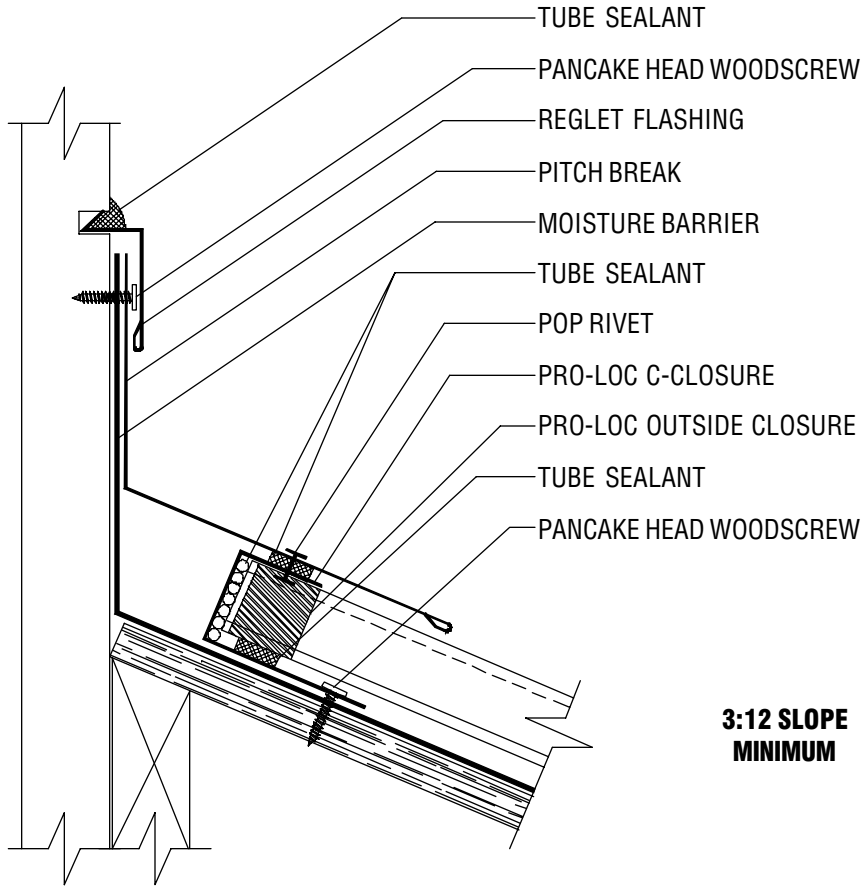
ACCESSORIES

- **PRO-LOC OUTSIDE CLOSURE**
- **TUBE SEALANT**
- **POP RIVETS**
(1'-0" O.C. TYPICAL)
- **PANCAKE HEAD WOODSCREW**
(1'-0" O.C. TYPICAL)

* See chart on page PGI-9

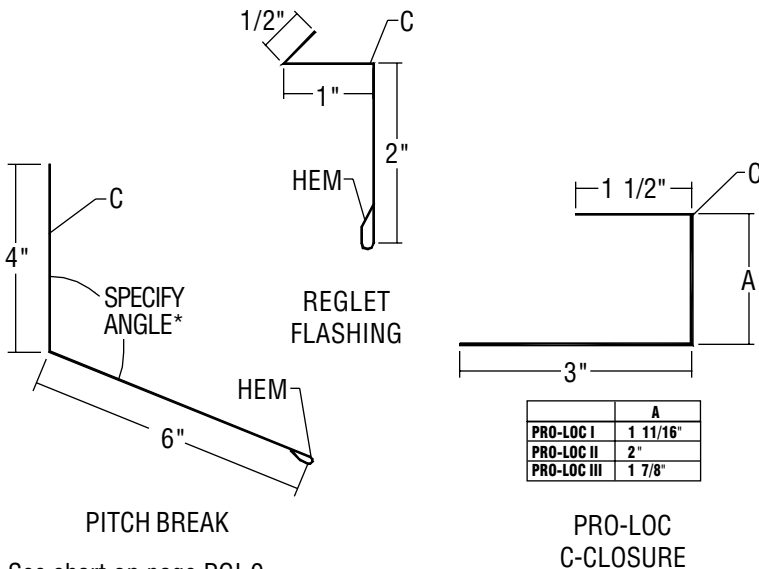
BRANCH:	PROJECT:	DETAIL:
SALESPERSON:		
DATE:	COMPANY:	
JOB NO:	CONTACT:	

PRO-LOC I,II,III HIGH EAVE AT PARAPET REGLET DETAIL



**3:12 SLOPE
MINIMUM**

FLASHING PROFILES



* See chart on page PGI-9

ACCESSORIES








- PRO-LOC OUTSIDE CLOSURE
- TUBE SEALANT
- POP RIVETS (1'-0" O.C. TYPICAL)
- PANCAKE HEAD WOODSCREW (1'-0" O.C. TYPICAL)






BRANCH:	PROJECT:	DETAIL:
SALESPERSON:		
DATE:	COMPANY:	
JOB NO:	CONTACT:	



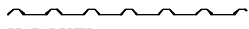






PRO-LOC I,II,III

CONDITION SUBMITTAL DETAIL

FULL LINE

-  **MAGNA-LOC**
-  **SEAM-LOC 24**
-  **SNAP-LOC 24**
-  **VERTICAL SEAM**
-  **PRO-LOC I**
-  **PRO-LOC II**
-  **PRO-LOC III**

-  **MINI-BATTEN**
-  **MAXI-BATTEN**
-  **IMAGE II**
-  **SOFFIT PANEL**
-  **STILE**

-  **IC72-PANEL**
-  **R-PANEL**
-  **U-PANEL**
-  **SPAN-LINE 36**
-  **SPAN-LINE 36A**
-  **V-LINE 32**
-  **PRO-PANEL II**
-  **CLASSIC RIB**
-  **5V CRIMP**

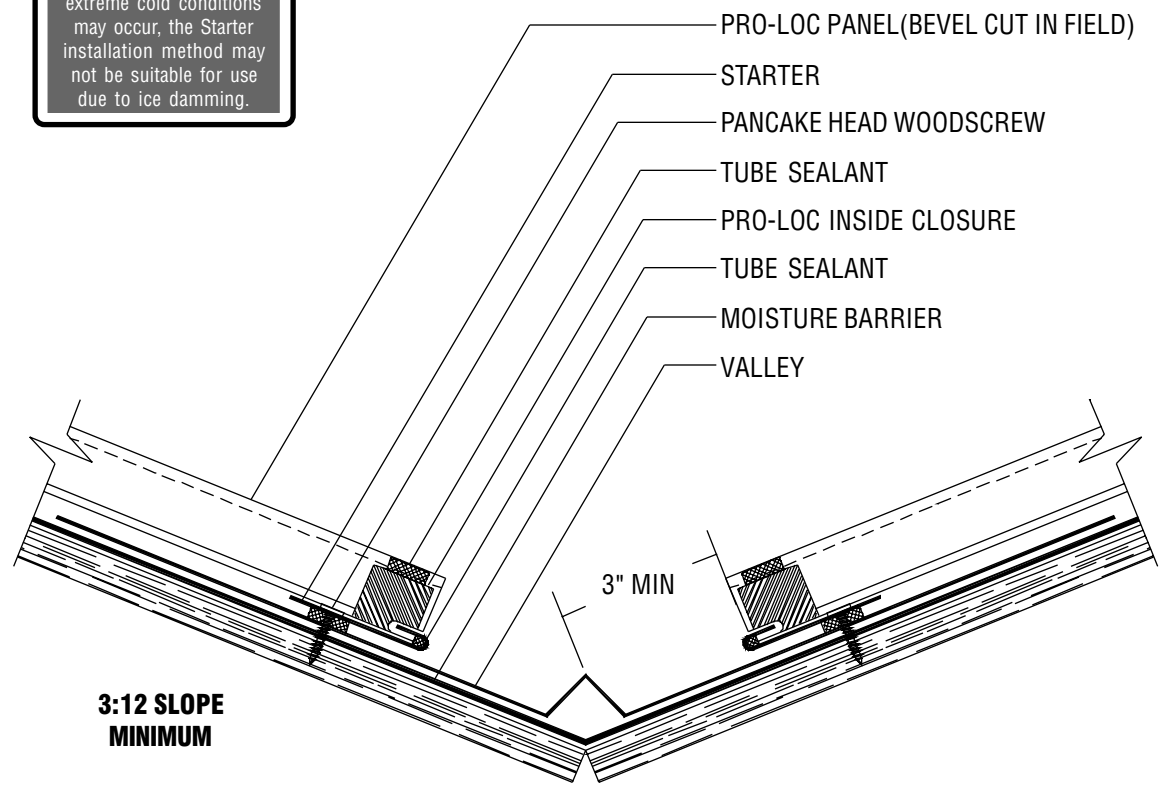
metal sales
manufacturing corporation



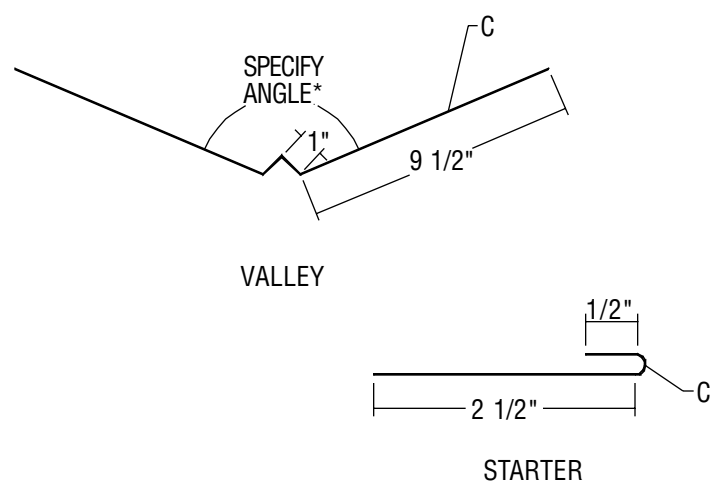
Corporate Office
 (812) 246-1935
 www.mtlsales.com

PRO-LOC I,II,III VALLEY WITH STARTER DETAIL

CAUTION
 In climates where extreme cold conditions may occur, the Starter installation method may not be suitable for use due to ice damming.



FLASHING PROFILES



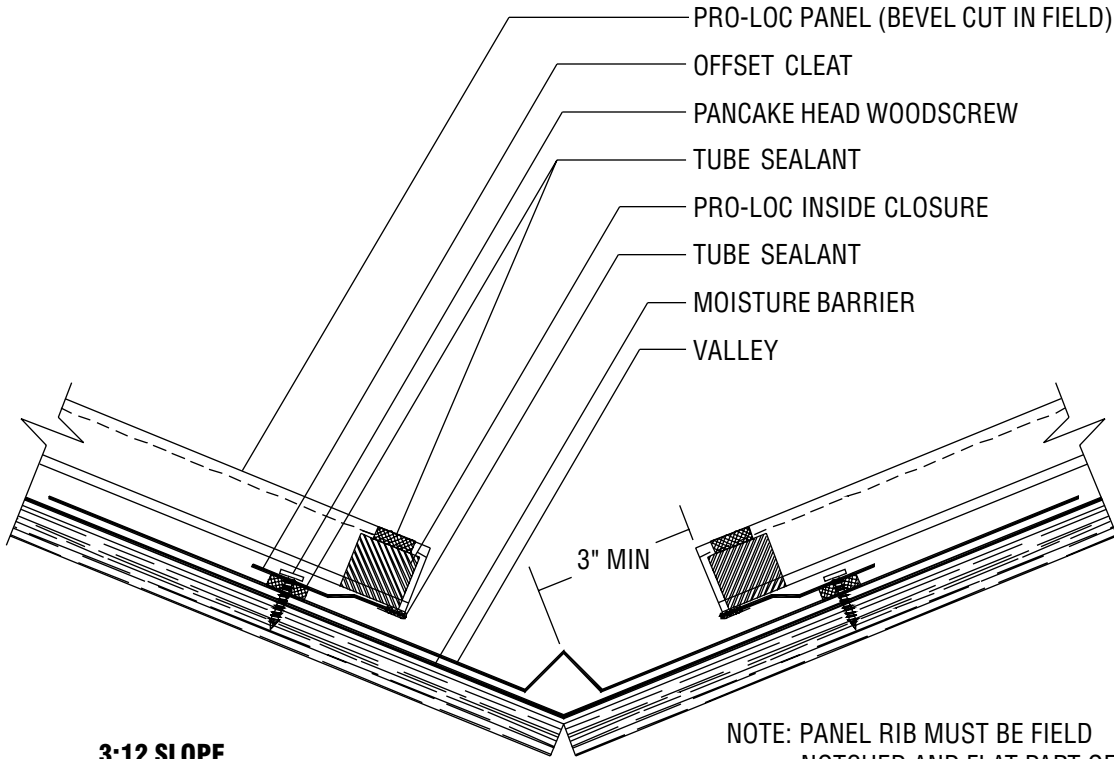
ACCESSORIES

- **PRO-LOC INSIDE CLOSURE**
- **TUBE SEALANT**
- **PANCAKE HEAD WOODSCREW (1'-0" O.C. TYPICAL)**

* See chart on page PGI-9

BRANCH:	PROJECT:	DETAIL:
SALESPERSON:		
DATE:	COMPANY:	
JOB NO:	CONTACT:	

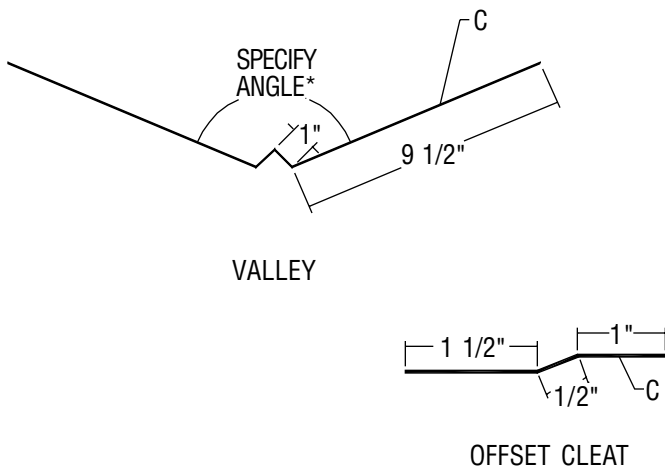
PRO-LOC I,II,III VALLEY WITH OFFSET DETAIL



**3:12 SLOPE
MINIMUM**

NOTE: PANEL RIB MUST BE FIELD NOTCHED AND FLAT PART OF PANEL MUST BE FIELD BENT TO ACCEPT OFFSET CLEAT. SEE DETAIL PAGE PPL-41.

FLASHING PROFILES



ACCESSORIES

- PRO-LOC INSIDE CLOSURE
- TUBE SEALANT
- PANCAKE HEAD WOODSCREW (1'-0" O.C. TYPICAL)

* See chart on page PGI-9

BRANCH:	PROJECT:	DETAIL:
SALESPERSON:		
DATE:	COMPANY:	
JOB NO:	CONTACT:	

PRO-LOC I,II,III

CONDITION SUBMITTAL DETAIL

metal sales
manufacturing corporation



Corporate Office
(812) 246-1935
www.mtlsales.com

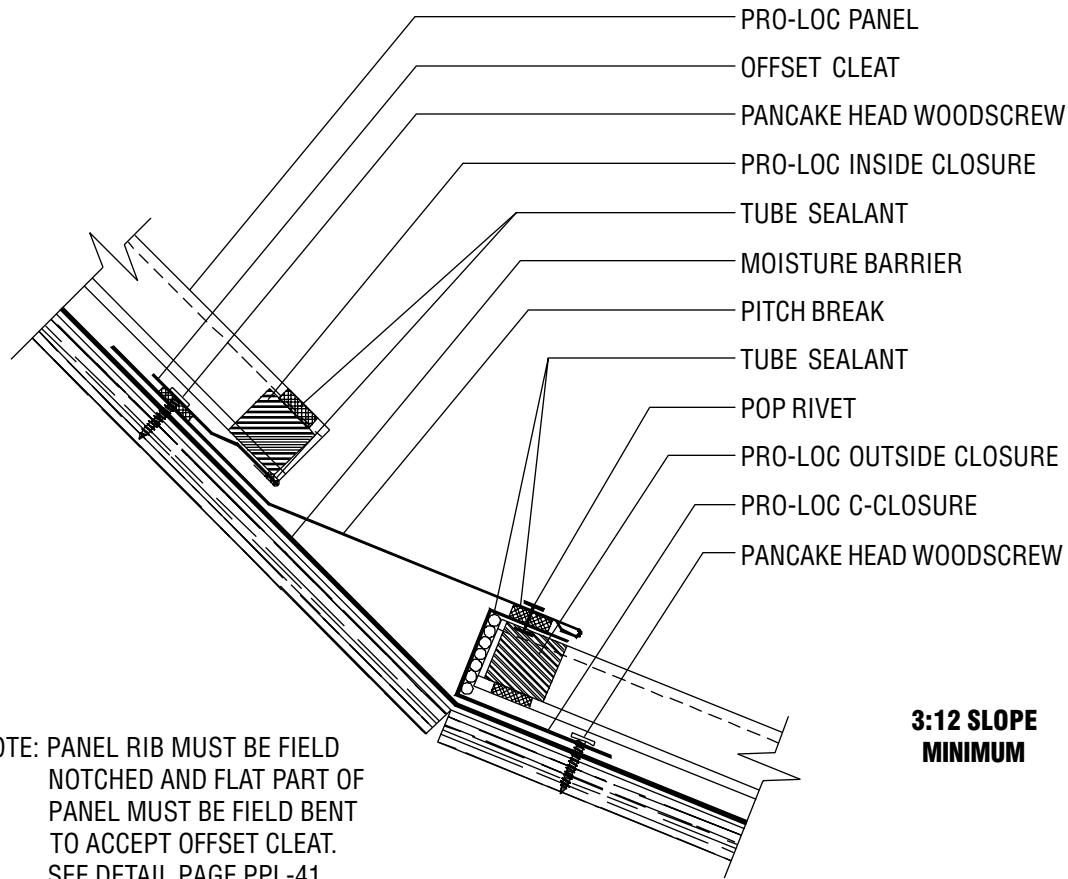
FULL LINE



metal sales
manufacturing corporation

Corporate Office
(812) 246-1935
www.mtlsales.com

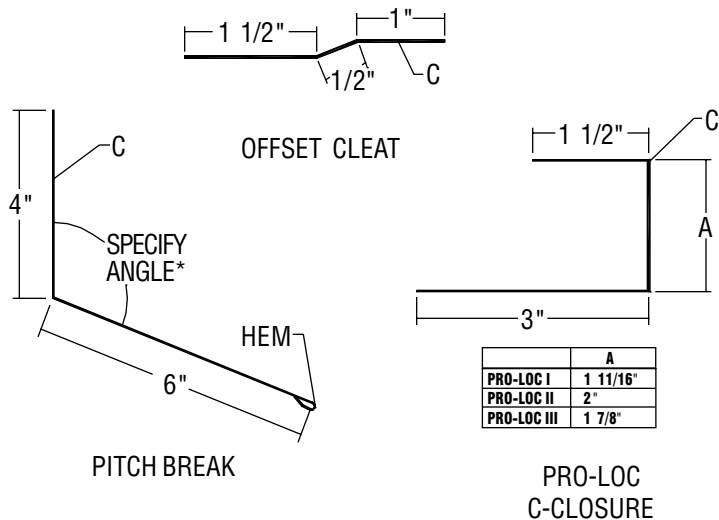
PRO-LOC I,II,III SLOPE CHANGE DETAIL



NOTE: PANEL RIB MUST BE FIELD NOTCHED AND FLAT PART OF PANEL MUST BE FIELD BENT TO ACCEPT OFFSET CLEAT. SEE DETAIL PAGE PPL-41.

3:12 SLOPE MINIMUM

FLASHING PROFILES



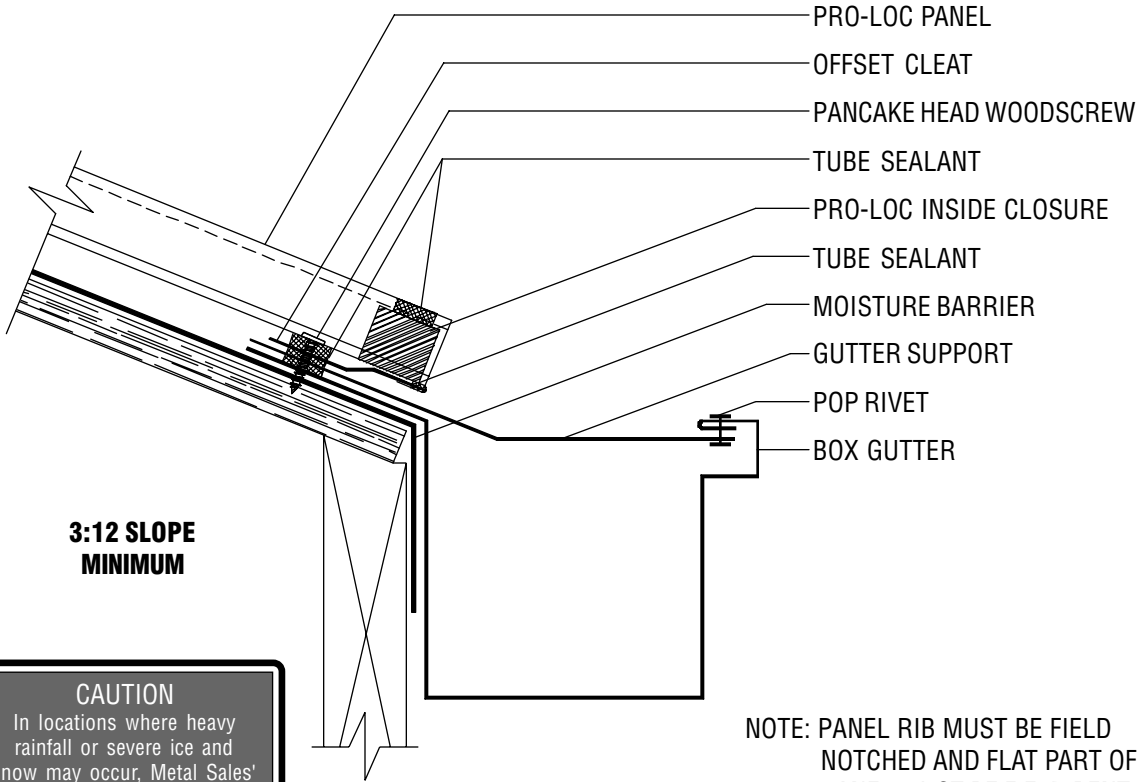
* See chart on page PGI-9

ACCESSORIES

- PRO-LOC OUTSIDE CLOSURE
- PRO-LOC INSIDE CLOSURE
- TUBE SEALANT
- POP RIVETS (1'-0" O.C. TYPICAL)
- PANCAKE HEAD WOODSCREW (1'-0" O.C. TYPICAL)

BRANCH:	PROJECT:	DETAIL:
SALESPERSON:		
DATE:	COMPANY:	
JOB NO:	CONTACT:	

PRO-LOC I,II,III EAVE WITH GUTTER OFFSET DETAIL

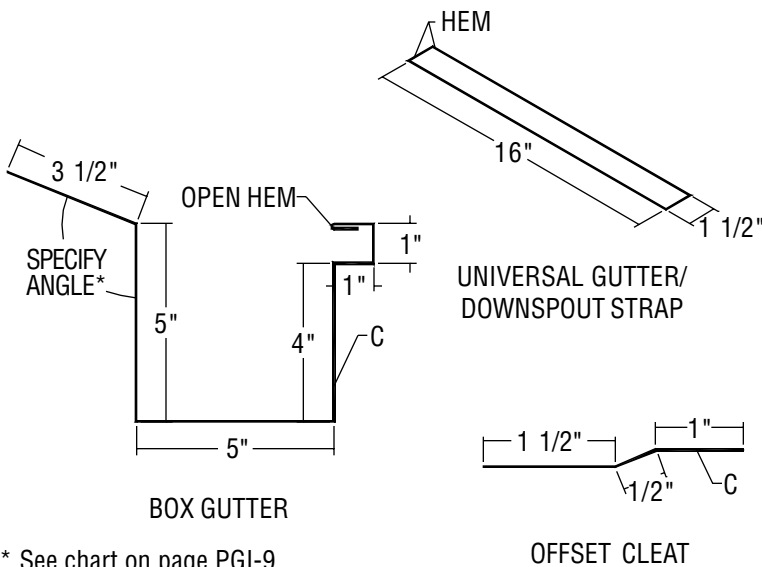


**3:12 SLOPE
MINIMUM**

CAUTION
In locations where heavy rainfall or severe ice and snow may occur, Metal Sales' standard gutters may not be suitable for use.

NOTE: PANEL RIB MUST BE FIELD NOTCHED AND FLAT PART OF PANEL MUST BE FIELD BENT TO ACCEPT OFFSET CLEAT. SEE DETAIL PAGE PPL-41.

FLASHING PROFILES



ACCESSORIES

- PRO-LOC INSIDE CLOSURE
- TUBE SEALANT
- POP RIVETS (1 PER GUTTER SUPPORT)
- PANCAKE HEAD WOODSCREW (1'-0" O.C. TYPICAL)

* See chart on page PGI-9

BRANCH:	PROJECT:	DETAIL:
SALESPERSON:		
DATE:	COMPANY:	
JOB NO:	CONTACT:	

PRO-LOC I,II,III








CONDITION SUBMITTAL DETAIL






metal sales
manufacturing corporation












Corporate Office
(812) 246-1935
www.mtlsales.com

FULL LINE

-  **MAGNA-LOC**
-  **SEAM-LOC 24**
-  **SNAP-LOC 24**
-  **VERTICAL SEAM**
-  **PRO-LOC I**
-  **PRO-LOC II**
-  **PRO-LOC III**

-  **MINI-BATTEN**
-  **MAXI-BATTEN**
-  **IMAGE II**
-  **SOFFIT PANEL**
-  **STILE**

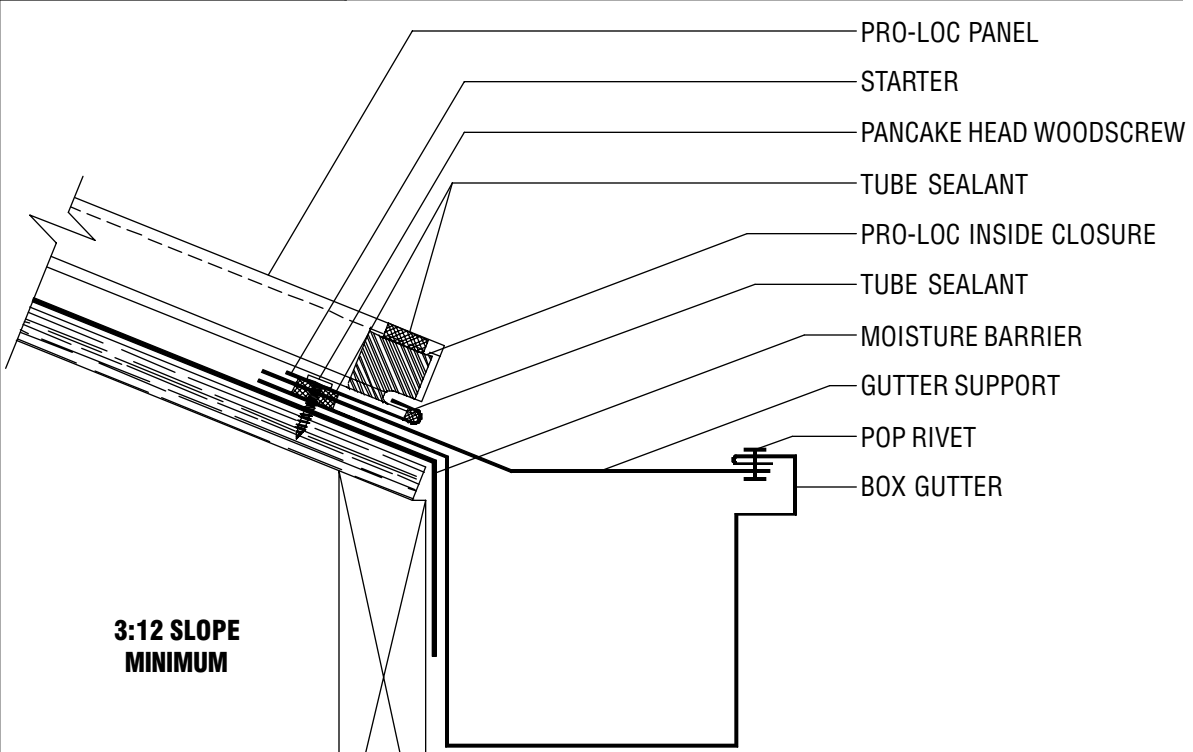
-  **IC72-PANEL**
-  **R-PANEL**
-  **U-PANEL**
-  **SPAN-LINE 36**
-  **SPAN-LINE 36A**
-  **V-LINE 32**
-  **PRO-PANEL II**
-  **CLASSIC RIB**
-  **5V CRIMP**

metal sales
manufacturing corporation



Corporate Office
 (812) 246-1935
 www.mtlsales.com

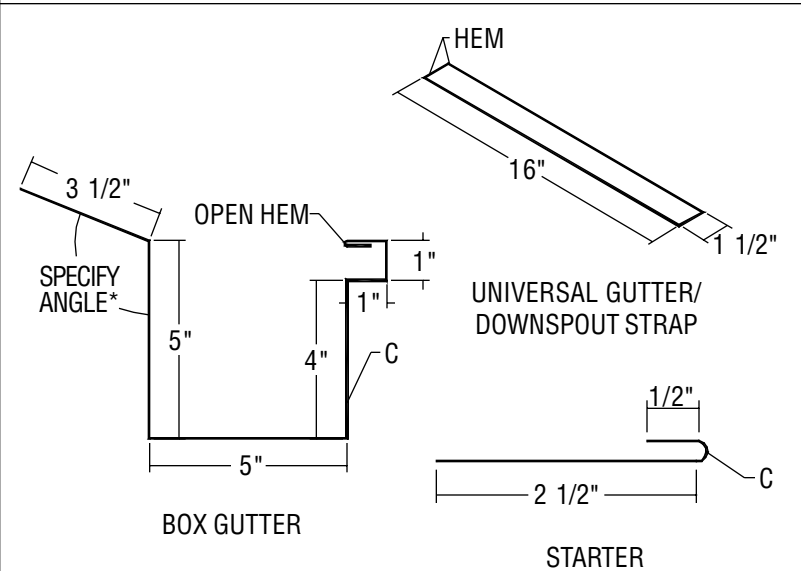
PRO-LOC I,II,III EAVE WITH GUTTER STARTER DETAIL



CAUTION
 In locations where heavy rainfall or severe ice and snow may occur, Metal Sales' standard gutters may not be suitable for use.

CAUTION
 In climates where extreme cold conditions may occur, the Starter installation method may not be suitable for use due to ice damming.

FLASHING PROFILES



ACCESSORIES

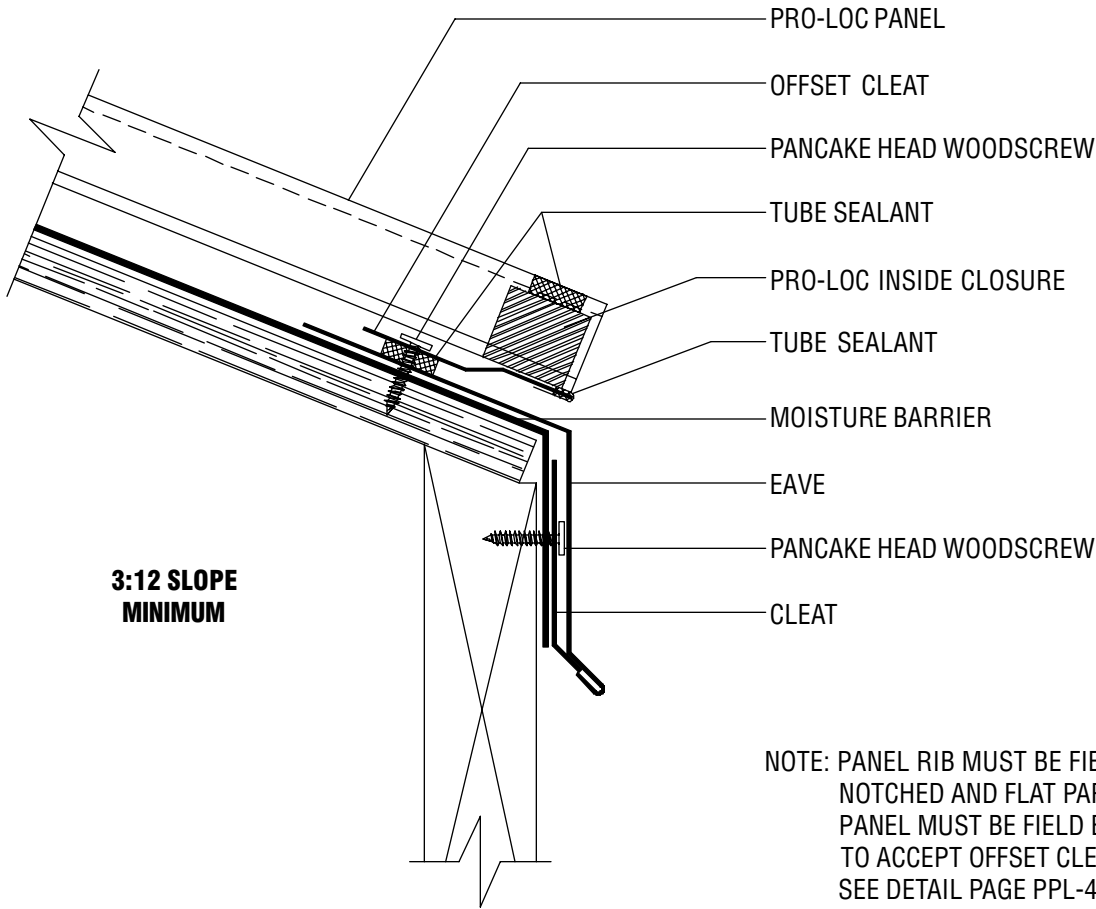
- **PRO-LOC INSIDE CLOSURE**
- **TUBE SEALANT**
- **POP RIVETS (1 PER GUTTER SUPPORT)**
- **PANCAKE HEAD WOODSCREW (1'-0" O.C. TYPICAL)**

* See chart on page PGI-9

BRANCH:	PROJECT:	DETAIL:
SALESPERSON:		
DATE:	COMPANY:	
JOB NO:	CONTACT:	

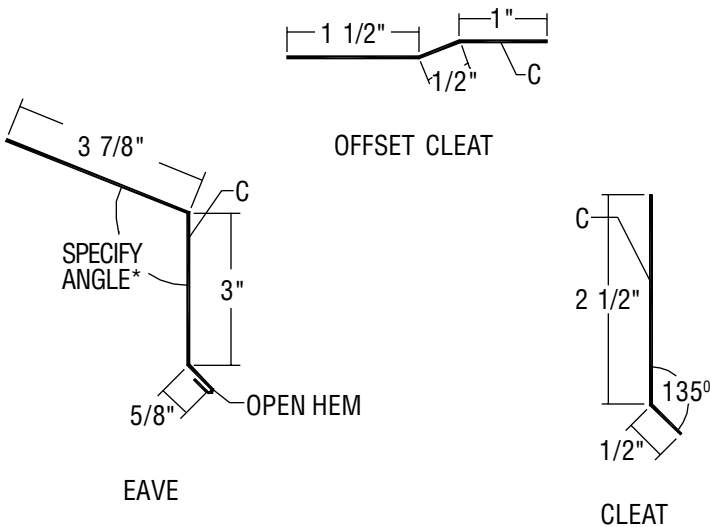
PRO-LOC I,II,III EAVE OFFSET DETAIL

PRO-LOC I,II,III CONDITION SUBMITTAL DETAIL



FLASHING PROFILES

ACCESSORIES



- PRO-LOC INSIDE CLOSURE
- TUBE SEALANT
- PANCAKE HEAD WOODSCREW (1'-0" O.C. TYPICAL)

* See chart on page PGI-9

BRANCH:	PROJECT:	DETAIL:
SALESPERSON:		
DATE:	COMPANY:	
JOB NO:	CONTACT:	

FULL LINE

MAGNA-LOC

SEAM-LOC 24

SNAP-LOC 24

VERTICAL SEAM

PRO-LOC I

PRO-LOC II

PRO-LOC III

MINI-BATTEN

MAXI-BATTEN

IMAGE II

SOFFIT PANEL

STILE

IC72-PANEL

R-PANEL

U-PANEL

SPAN-LINE 36

SPAN-LINE 36A

V-LINE 32

PRO-PANEL II

CLASSIC RIB

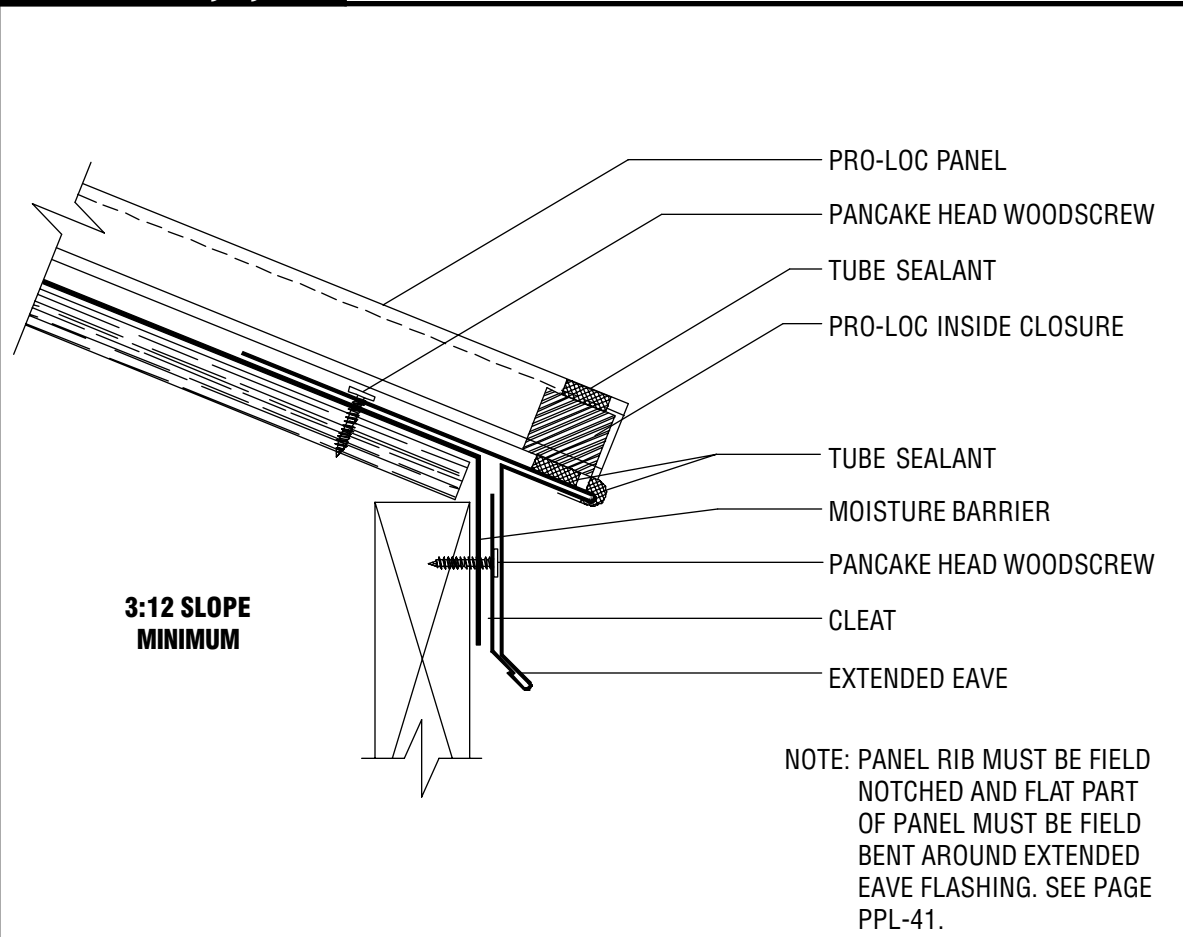
5V CRIMP

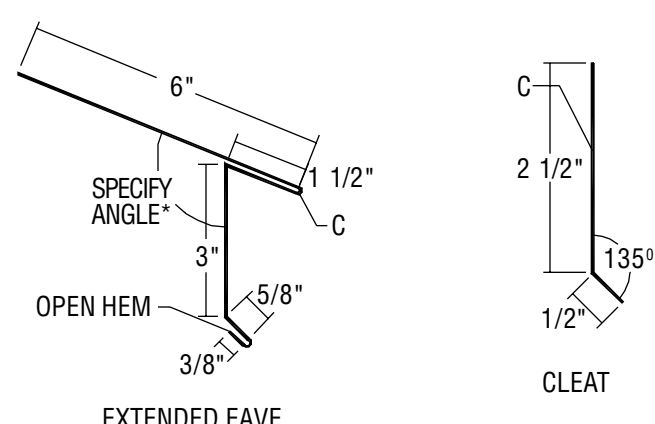
metal sales
manufacturing corporation



Corporate Office
(812) 246-1935
www.mtlsales.com

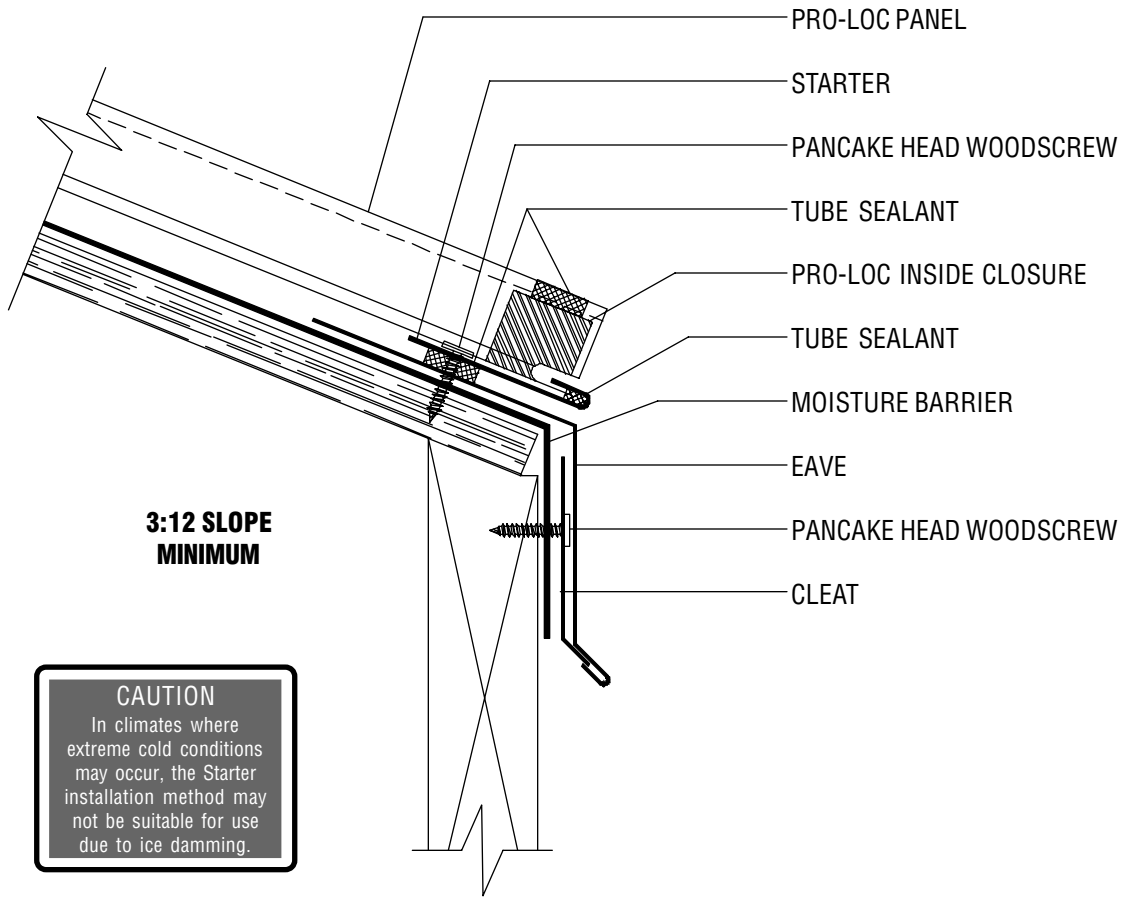
PRO-LOC I,II,III EXTENDED EAVE DETAIL



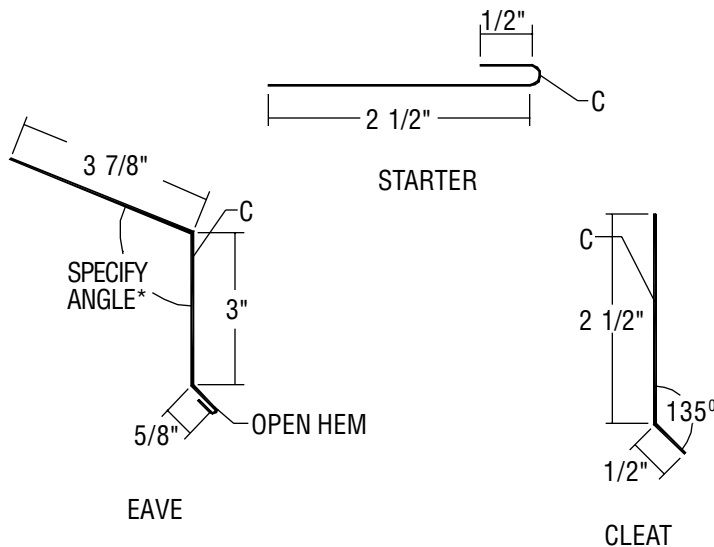
FLASHING PROFILES	ACCESSORIES
 <p>* See chart on page PGI-9</p>	<ul style="list-style-type: none"> ● PRO-LOC INSIDE CLOSURE ● TUBE SEALANT ● PANCAKE HEAD WOODSCREW (1'-0" O.C. TYPICAL)

BRANCH:	PROJECT:	DETAIL:
SALESPERSON:		
DATE:	COMPANY:	
JOB NO:	CONTACT:	

PRO-LOC I,II,III EAVE STARTER DETAIL



FLASHING PROFILES



* See chart on page PGI-9

ACCESSORIES

- PRO-LOC INSIDE CLOSURE
- TUBE SEALANT
- PANCAKE HEAD WOODSCREW (1'-0" O.C. TYPICAL)

BRANCH:

SALESPERSON:

DATE:

JOB NO:

PROJECT:

COMPANY:

CONTACT:

DETAIL:

PRO-LOC I,II,III

CONDITION SUBMITTAL DETAIL

metal sales
manufacturing corporation

ms

Corporate Office
(812) 246-1935
www.mtlsales.com

FULL LINE

MAGNA-LOC

SEAM-LOC 24

SNAP-LOC 24

VERTICAL SEAM

PRO-LOC I

PRO-LOC II

PRO-LOC III

MINI-BATTEN

MAXI-BATTEN

IMAGE II

SOFFIT PANEL

STILE

IC72-PANEL

R-PANEL

U-PANEL

SPAN-LINE 36

SPAN-LINE 36A

V-LINE 32

PRO-PANEL II

CLASSIC RIB

5V CRIMP

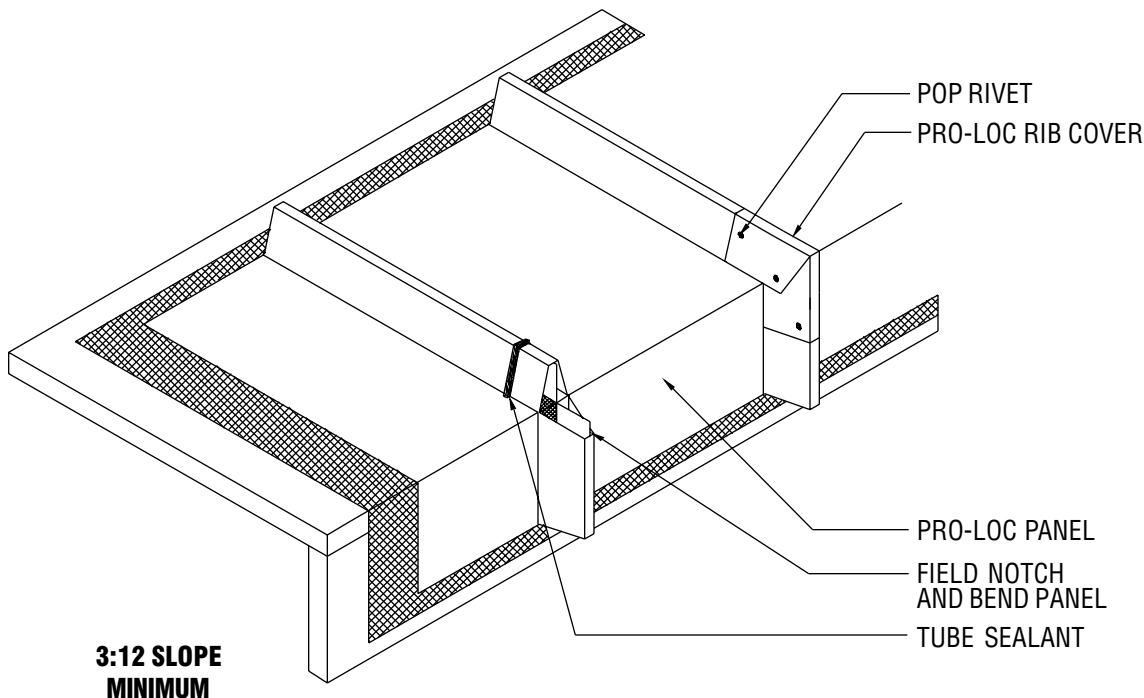
metal sales
manufacturing corporation



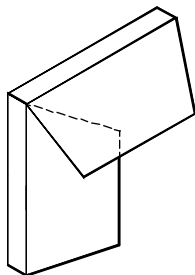
Corporate Office
(812) 246-1935
www.mtlsales.com

PRO-LOC I,II,III TRANSITION DETAIL

Note: The CCS Pro-Loc Panel System must be used on applications with slope to fascia transitions.



FLASHING PROFILES



PRO-LOC RIB COVER

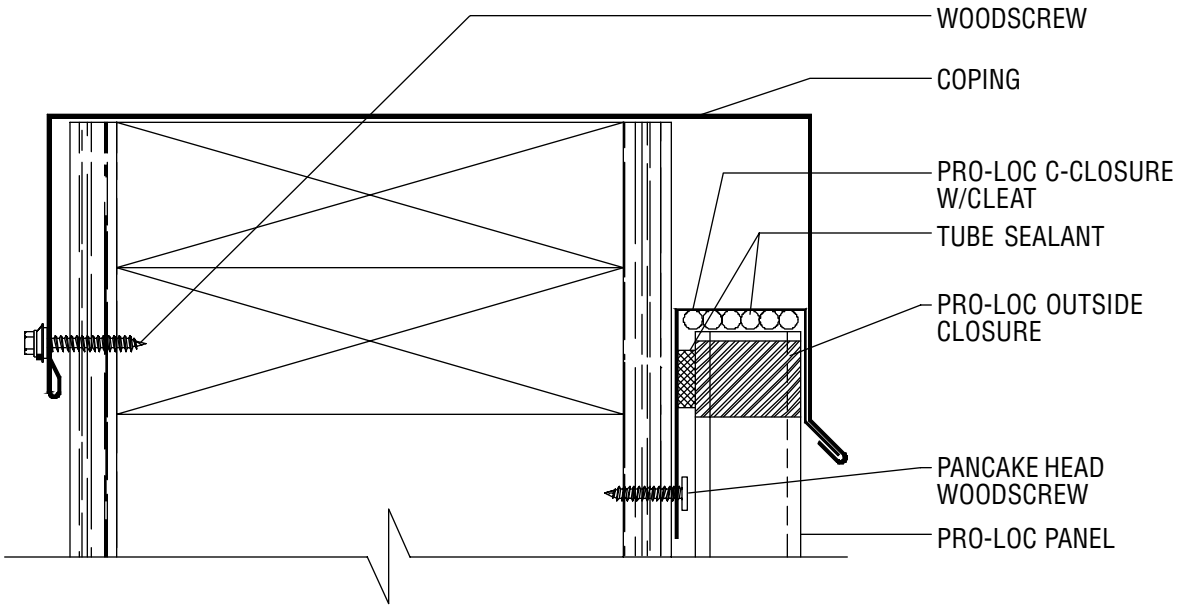
ACCESSORIES

- TUBE SEALANT
- POP RIVETS

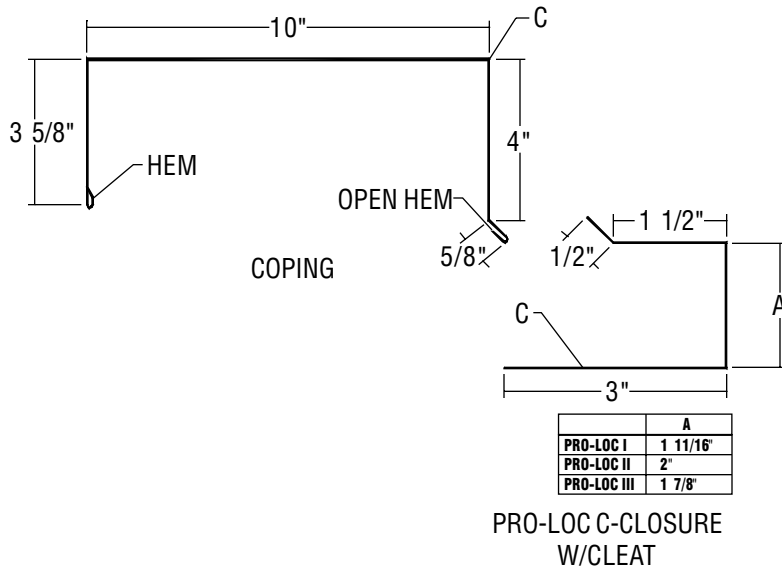
BRANCH:	PROJECT:	DETAIL:
SALESPERSON:		
DATE:	COMPANY:	
JOB NO:	CONTACT:	

PRO-LOC I,II,III COPING DETAIL

PRO-LOC I,II,III CONDITION SUBMITTAL DETAIL



FLASHING PROFILES



ACCESSORIES

- PRO-LOC OUTSIDE CLOSURE
- TUBE SEALANT
- PANCAKE HEAD WOODSCREWS (1'-0" O.C. TYPICAL)
- WOODSCREW (1'-0" O.C. TYPICAL)

BRANCH:

SALESPERSON:

DATE:

JOB NO:

PROJECT:

COMPANY:

CONTACT:

DETAIL:

FULL LINE

MAGNA-LOC

SEAM-LOC 24

SNAP-LOC 24

VERTICAL SEAM

PRO-LOC I

PRO-LOC II

PRO-LOC III

MINI-BATTEN

MAXI-BATTEN

IMAGE II

SOFFIT PANEL

STILE

IC72-PANEL

R-PANEL

U-PANEL

SPAN-LINE 36

SPAN-LINE 36A

V-LINE 32

PRO-PANEL II

CLASSIC RIB

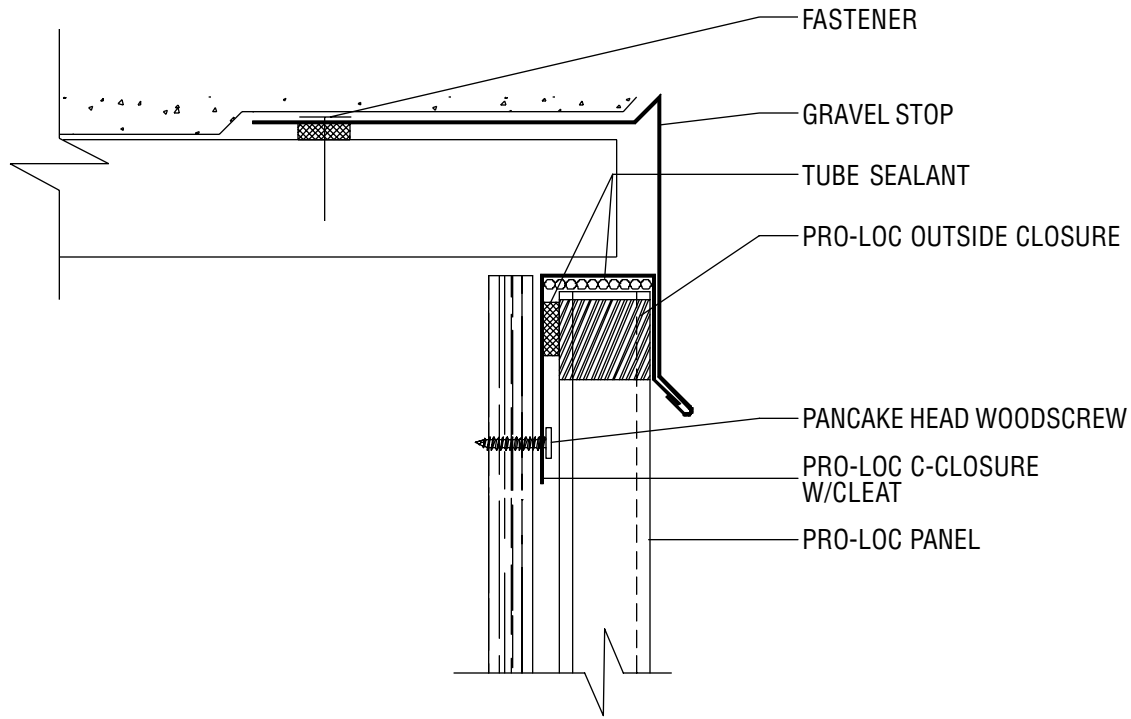
5V CRIMP

metal sales
manufacturing corporation

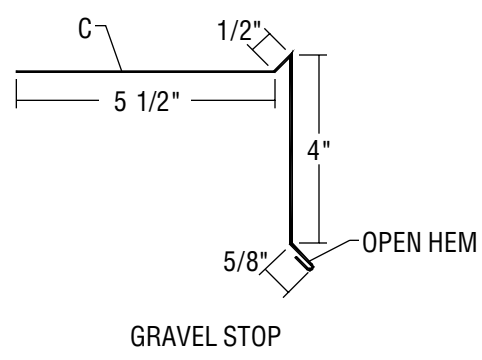


Corporate Office
(812) 246-1935
www.mtlsales.com

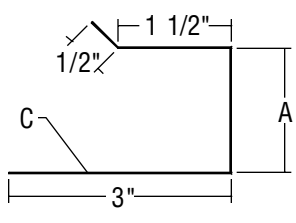
PRO-LOC I,II,III GRAVEL STOP DETAIL



FLASHING PROFILES



GRAVEL STOP



PRO-LOC C-CLOSURE W/CLEAT

	A
PRO-LOC I	1 11/16"
PRO-LOC II	2"
PRO-LOC III	1 7/8"

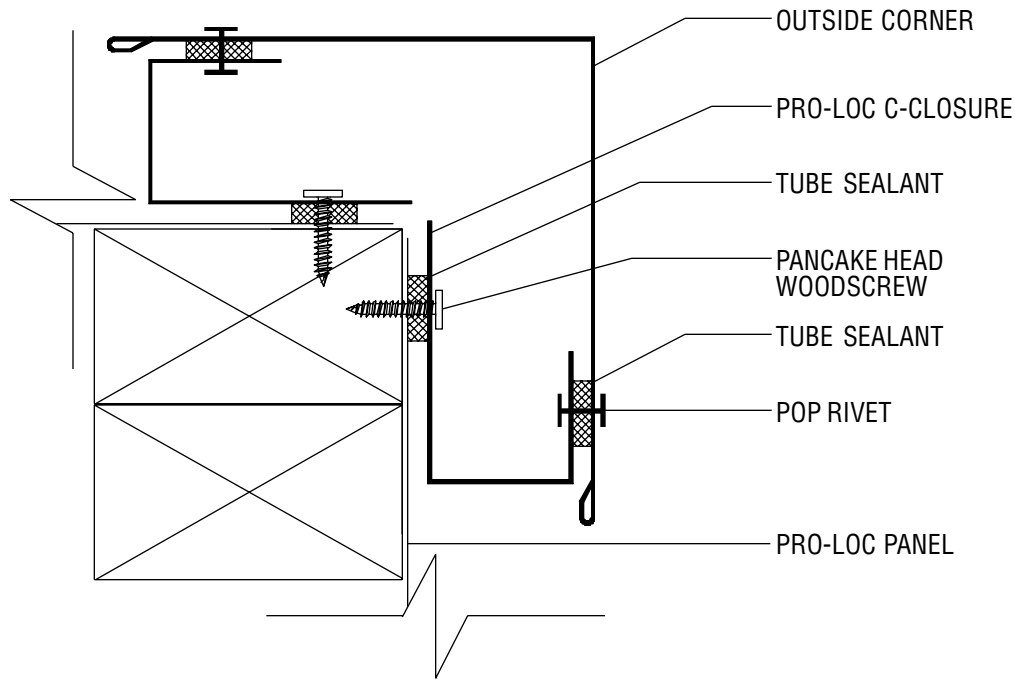
ACCESSORIES

- PRO-LOC OUTSIDE CLOSURE
- TUBE SEALANT
- PANCAKE HEAD WOODSCREW (1'-0" O.C. TYPICAL)

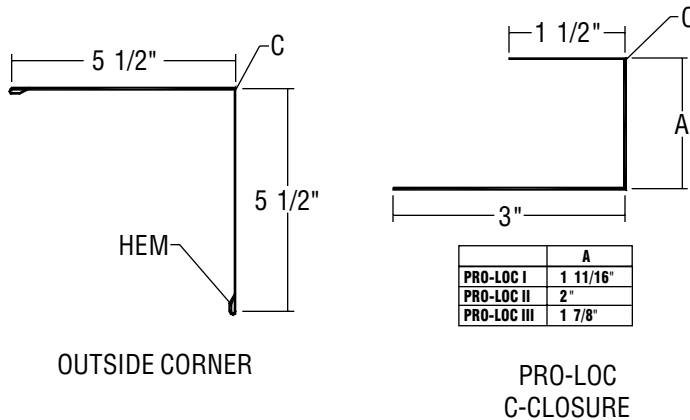
BRANCH:	PROJECT:	DETAIL:
SALESPERSON:		
DATE:	COMPANY:	
JOB NO:	CONTACT:	

PPL-36

PRO-LOC I,II,III OUTSIDE CORNER DETAIL



FLASHING PROFILES



ACCESSORIES

- TUBE SEALANT
- POP RIVETS (1'-0" O.C. TYPICAL)
- PANCAKE HEAD WOODSCREWS (1'-0" O.C. TYPICAL)

BRANCH:

SALESPERSON:

DATE:

JOB NO:

PROJECT:

COMPANY:

CONTACT:

DETAIL:

metal sales
manufacturing corporation

ms

Corporate Office
(812) 246-1935
www.mtlsales.com



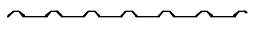






PRO-LOC I,II,III

CONDITION SUBMITTAL DETAIL

FULL LINE

-  **MAGNA-LOC**
-  **SEAM-LOC 24**
-  **SNAP-LOC 24**
-  **VERTICAL SEAM**
-  **PRO-LOC I**
-  **PRO-LOC II**
-  **PRO-LOC III**
-  **MINI-BATTEN**
-  **MAXI-BATTEN**
-  **IMAGE II**
-  **SOFFIT PANEL**

STILE

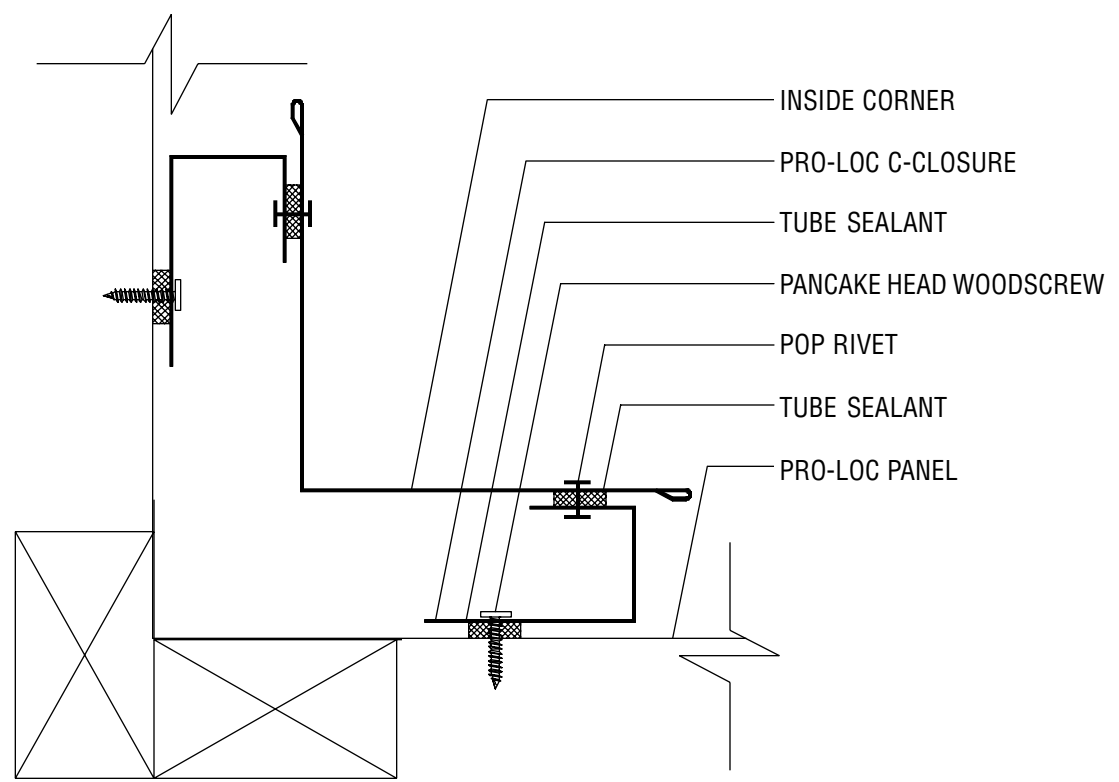
-  **IC72-PANEL**
-  **R-PANEL**
-  **U-PANEL**
-  **SPAN-LINE 36**
-  **SPAN-LINE 36A**
-  **V-LINE 32**
-  **PRO-PANEL II**
-  **CLASSIC RIB**
-  **5V CRIMP**

metal sales
manufacturing corporation

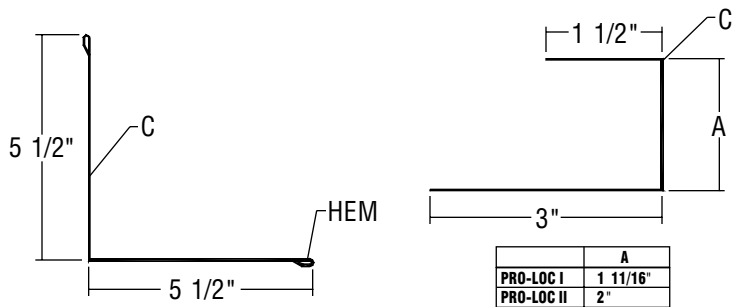


Corporate Office
(812) 246-1935
www.mtlsales.com

PRO-LOC I,II,III INSIDE CORNER DETAIL



FLASHING PROFILES



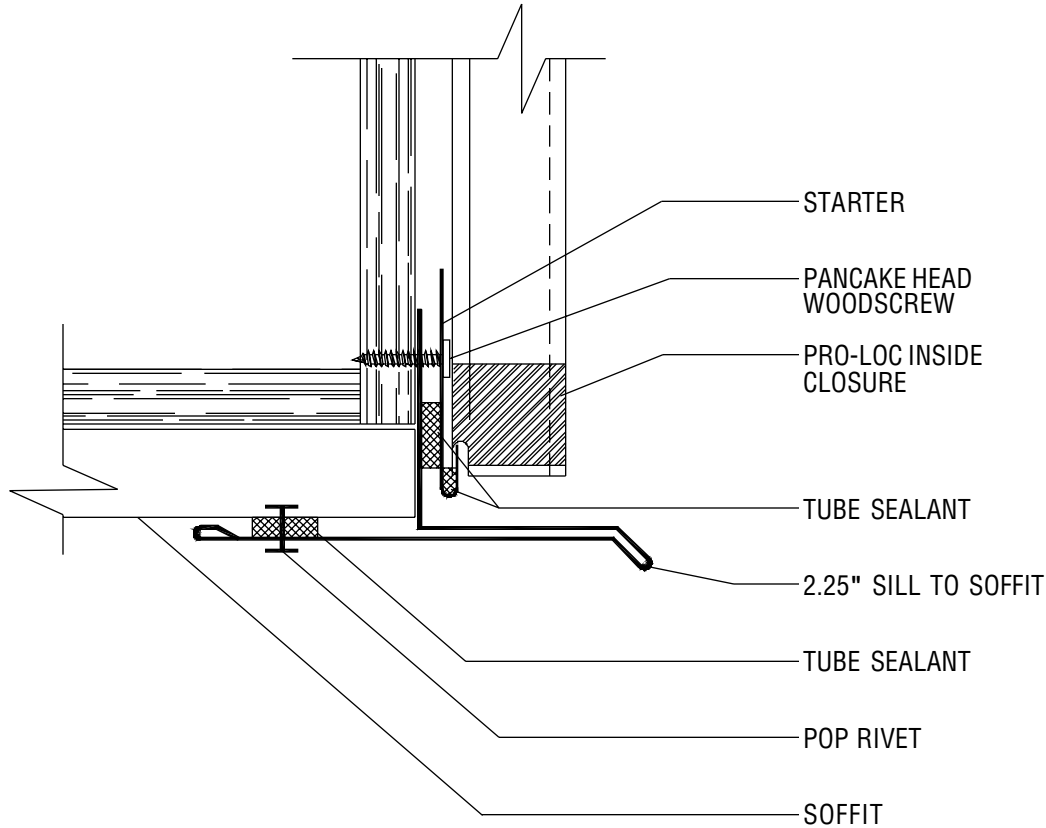
ACCESSORIES

- **TUBE SEALANT**
- **POP RIVETS**
(1'-0" O.C. TYPICAL)
- **PANCAKE HEAD WOODSCREWS**
(1'-0" O.C. TYPICAL)

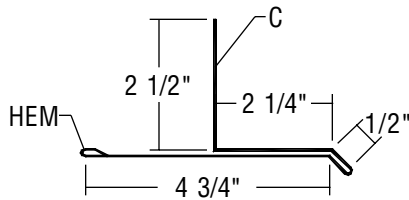
BRANCH:	PROJECT:	DETAIL:
SALESPERSON:		
DATE:	COMPANY:	
JOB NO:	CONTACT:	

PPL-38

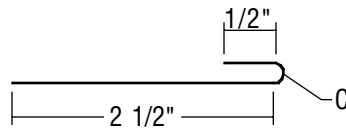
PRO-LOC I,II,III SILL TO SOFFIT DETAIL



FLASHING PROFILES



2.25" SILL TO SOFFIT



STARTER

ACCESSORIES

- PRO-LOC INSIDE CLOSURE
- TUBE SEALANT
- POP RIVETS (1'-0" O.C. TYPICAL)
- PANCAKE HEAD WOODSCREW (1'-0" O.C. TYPICAL)

BRANCH:

SALESPERSON:

DATE:

JOB NO:

PROJECT:

COMPANY:

CONTACT:

DETAIL:

PRO-LOC I,II,III

CONDITION SUBMITTAL DETAIL

metal sales
manufacturing corporation

ms

Corporate Office
(812) 246-1935
www.mtlsales.com

FULL LINE

MAGNA-LOC

SEAM-LOC 24

SNAP-LOC 24

VERTICAL SEAM

PRO-LOC I

PRO-LOC II

PRO-LOC III

MINI-BATTEN

MAXI-BATTEN

IMAGE II

SOFFIT PANEL

STILE

IC72-PANEL

R-PANEL

U-PANEL

SPAN-LINE 36

SPAN-LINE 36A

V-LINE 32

PRO-PANEL II

CLASSIC RIB

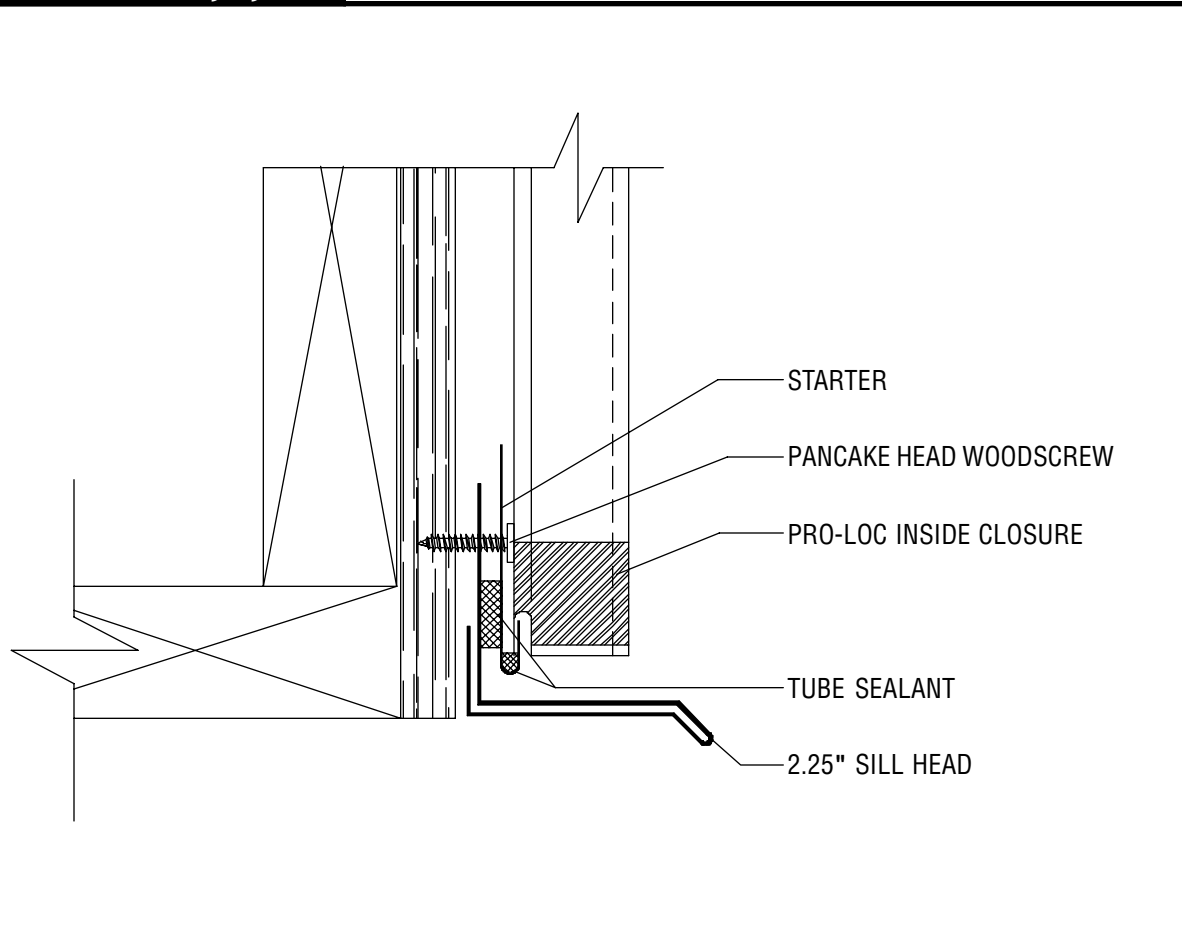
5V CRIMP

metal sales
manufacturing corporation



Corporate Office
(812) 246-1935
www.mtlsales.com

PRO-LOC I,II,III SILL DETAIL



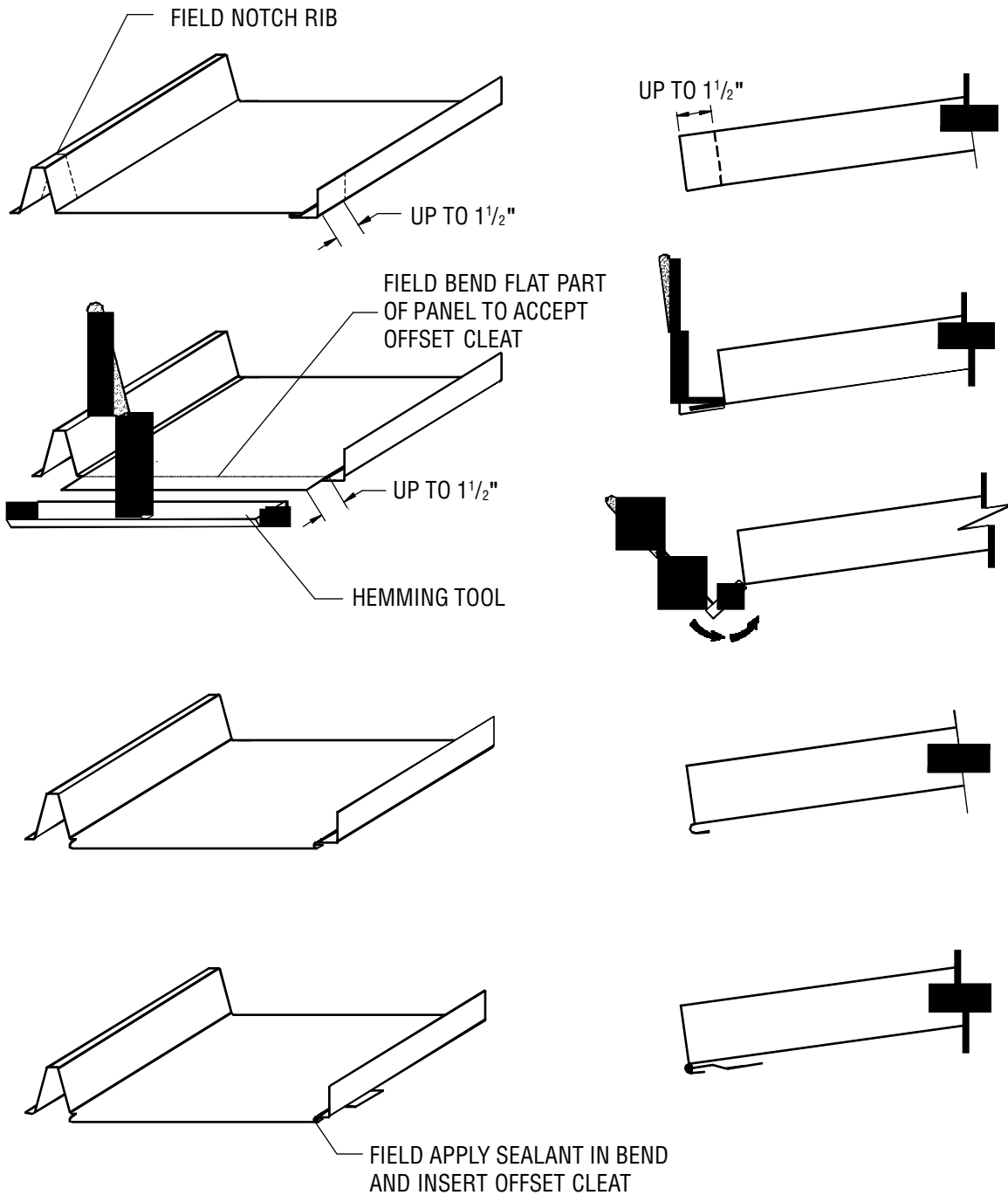
FLASHING PROFILES	ACCESSORIES
<p>2 1/2" SILL/HEAD</p> <p>STARTER</p>	<ul style="list-style-type: none"> ● PRO-LOC INSIDE CLOSURE ● TUBE SEALANT ● PANCAKE HEAD WOODSCREWS (1'-0" O.C. TYPICAL)

BRANCH:	PROJECT:	DETAIL:
SALESPERSON:		
DATE:	COMPANY:	
JOB NO:	CONTACT:	

PPL-40

PRO-LOC I,II,III OFFSET CLEAT DETAIL

FIELD HEMMING - Panels must be field notched and hemmed when using an Offset Cleat.



PRO-LOC I,II,III

CONDITION SUBMITTAL DETAIL

BRANCH:	PROJECT:	DETAIL:
SALESPERSON:		
DATE:	COMPANY:	
JOB NO:	CONTACT:	