

Paradigm Window Solutions



ROUGH OPENING GUIDE



Window Solutions For Life.

Double Hung

** denotes egress in SH only.
* denotes egress in DH.



Call Size	Single Unit Rough Opening	Call Size	Double Unit Rough Opening	Grid Layout
DH2036	20 x 36	DH2036-2	39 1/2 x 36	4/4
DH2044	20 x 44	DH2044-2	39 1/2 x 44	4/4
DH2048	20 x 48	DH2048-2	39 1/2 x 48	4/4
DH2052	20 x 52	DH2052-2	39 1/2 x 52	4/4
DH2060	20 x 60	DH2060-2	39 1/2 x 60	4/4
DH2066	20 x 66	DH2066-2	39 1/2 x 66	4/4
DH2072	20 x 72	DH2072-2	39 1/2 x 72	4/4
DH2076	20 x 76	DH2076-2	39 1/2 x 76	4/4
DH2080	20 x 80	DH2080-2	39 1/2 x 80	4/4
DH2237	22 x 37	DH2237-2	43 1/2 x 37	4/4
DH2241	22 x 41	DH2241-2	43 1/2 x 41	4/4
DH2249	22 x 49	DH2249-2	43 1/2 x 49	4/4
DH2253	22 x 53	DH2253-2	43 1/2 x 53	4/4
DH2257	22 x 57	DH2257-2	43 1/2 x 57	4/4
DH2265	22 x 65	DH2265-2	43 1/2 x 65	4/4
DH2269	22 x 69	DH2269-2	43 1/2 x 69	4/4
DH2277	22 x 77	DH2277-2	43 1/2 x 77	4/4
DH2279	22 x 79	DH2279-2	43 1/2 x 79	4/4
DH2436	24 x 36	DH2436-2	47 1/2 x 36	4/4
DH2444	24 x 44	DH2444-2	47 1/2 x 44	4/4
DH2448	24 x 48	DH2448-2	47 1/2 x 48	4/4
DH2452	24 x 52	DH2452-2	47 1/2 x 52	4/4
DH2460	24 x 60	DH2460-2	47 1/2 x 60	4/4
DH2466	24 x 66	DH2466-2	47 1/2 x 66	4/4
DH2472	24 x 72	DH2472-2	47 1/2 x 72	4/4
DH2476	24 x 76	DH2476-2	47 1/2 x 76	4/4
DH2480	24 x 80	DH2480-2	47 1/2 x 80	4/4
DH2637	26 x 37	DH2637-2	51 1/2 x 37	4/4
DH2641	26 x 41	DH2641-2	51 1/2 x 41	4/4
DH2649	26 x 49	DH2649-2	51 1/2 x 49	4/4
DH2653	26 x 53	DH2653-2	51 1/2 x 53	4/4
DH2657	26 x 57	DH2657-2	51 1/2 x 57	4/4
DH2665	26 x 65	DH2665-2	51 1/2 x 65	4/4
DH2669	26 x 69	DH2669-2	51 1/2 x 69	4/4
DH2677	26 x 77	DH2677-2	51 1/2 x 77	4/4
DH2679	26 x 79	DH2679-2	51 1/2 x 79	4/4
DH2836	28 x 36	DH2836-2	55 1/2 x 36	6/6
DH2844	28 x 44	DH2844-2	55 1/2 x 44	6/6
DH2848	28 x 48	DH2848-2	55 1/2 x 48	6/6
DH2852	28 x 52	DH2852-2	55 1/2 x 52	6/6
DH2860	28 x 60	DH2860-2	55 1/2 x 60	6/6
DH2866	28 x 66	DH2866-2	55 1/2 x 66	6/6
DH2872	28 x 72	DH2872-2	55 1/2 x 72	6/6
DH2876	28 x 76	DH2876-2	55 1/2 x 76	6/6
DH3037	30 x 37	DH3037-2	59 1/2 x 37	6/6
DH3041	30 x 41	DH3041-2	59 1/2 x 41	6/6
DH3049	30 x 49	DH3049-2	59 1/2 x 49	6/6
DH3053	30 x 53	DH3053-2	59 1/2 x 53	6/6
DH3057	30 x 57	DH3057-2	59 1/2 x 57	6/6
DH3065	30 x 65	DH3065-2	59 1/2 x 65	6/6
DH3069	30 x 69	DH3069-2	59 1/2 x 69	6/6
DH3077	30 x 77	DH3077-2	59 1/2 x 77	6/6
DH3079	30 x 79	DH3079-2	59 1/2 x 79	6/6
DH3236	32 x 36	DH3236-2	63 1/2 x 36	6/6
DH3244	32 x 44	DH3244-2	63 1/2 x 44	6/6
DH3248	32 x 48	DH3248-2	63 1/2 x 48	6/6
DH3252	32 x 52	DH3252-2	63 1/2 x 52	6/6
DH3260	32 x 60	DH3260-2	63 1/2 x 60	6/6
DH3266	32 x 66	DH3266-2	63 1/2 x 66	6/6
DH3272	32 x 72	DH3272-2	63 1/2 x 72	6/6
DH3276	32 x 76	DH3276-2	63 1/2 x 76	6/6
DH3280	32 x 80	DH3280-2	63 1/2 x 80	6/6
DH3437	34 x 37	DH3437-2	67 1/2 x 37	6/6
DH3441	34 x 41	DH3441-2	67 1/2 x 41	6/6
DH3449	34 x 49	DH3449-2	67 1/2 x 49	6/6
DH3453	34 x 53	DH3453-2	67 1/2 x 53	6/6
DH3457	34 x 57	DH3457-2	67 1/2 x 57	6/6
DH3465	34 x 65	DH3465-2	67 1/2 x 65	6/6
DH3469	34 x 69	DH3469-2	67 1/2 x 69	6/6
DH3477*	34 x 77	DH3477-2	67 1/2 x 77	6/6
DH3479*	34 x 79	DH3479-2	67 1/2 x 79	6/6
DH3636	36 x 36	DH3636-2	71 1/2 x 36	6/6
DH3644	36 x 44	DH3644-2	71 1/2 x 44	6/6
DH3648	36 x 48	DH3648-2	71 1/2 x 48	6/6
DH3652	36 x 52	DH3652-2	71 1/2 x 52	6/6
DH3660**	36 x 60	DH3660-2	71 1/2 x 60	6/6
DH3666*	36 x 66	DH3666-2	71 1/2 x 66	6/6

When using any interior and exterior accessories, Paradigm recommends adding an additional 1/4" to the width & height to these rough openings in the FIELD.

Double Hung Continued: * denotes egress.

Call Size	Single Unit Rough Opening	Call Size	Double Unit Rough Opening	Grid Layout
DH3672*	36 x 72	DH3672-2	71 1/2 x 72	6/6
DH3676*	36 x 76	DH3676-2	71 1/2 x 76	6/6
DH3680*	36 x 80	DH3680-2	71 1/2 x 80	6/6
DH3837	38 x 37	DH3837-2	75 1/2 x 37	6/6
DH3841	38 x 41	DH3841-2	75 1/2 x 41	6/6
DH3849	38 x 49	DH3849-2	75 1/2 x 49	6/6
DH3853	38 x 53	DH3853-2	75 1/2 x 53	6/6
DH3857	38 x 57	DH3857-2	75 1/2 x 57	6/6
DH3865*	38 x 65	DH3865-2	75 1/2 x 65	6/6
DH3869*	38 x 69	DH3869-2	75 1/2 x 69	6/6
DH3877*	38 x 77	DH3877-2	75 1/2 x 77	6/6
DH3879*	38 x 79	DH3879-2	75 1/2 x 79	6/6
DH4036	40 x 36	DH4036-2	79 1/2 x 36	6/6
DH4044	40 x 44	DH4044-2	79 1/2 x 44	6/6
DH4048	40 x 48	DH4048-2	79 1/2 x 48	6/6
DH4052	40 x 52	DH4052-2	79 1/2 x 52	6/6
DH4060*	40 x 60	DH4060-2	79 1/2 x 60	6/6
DH4066*	40 x 66	DH4066-2	79 1/2 x 66	6/6
DH4072*	40 x 72	DH4072-2	79 1/2 x 72	6/6
DH4076*	40 x 76	DH4076-2	79 1/2 x 76	6/6
DH4080*	40 x 80	DH4080-2	79 1/2 x 80	6/6
DH4237	42 x 37	DH4237-2	83 1/2 x 37	6/6
DH4241	42 x 41	DH4241-2	83 1/2 x 41	6/6
DH4249	42 x 49	DH4249-2	83 1/2 x 49	6/6
DH4253	42 x 53	DH4253-2	83 1/2 x 53	6/6
DH4257	42 x 57	DH4257-2	83 1/2 x 57	6/6
DH4265*	42 x 65	DH4265-2	83 1/2 x 65	6/6
DH4269*	42 x 69	DH4269-2	83 1/2 x 69	6/6
DH4277*	42 x 77	DH4277-2	83 1/2 x 77	6/6
DH4279*	42 x 79	DH4279-2	83 1/2 x 79	6/6
DH4436	44 x 36	DH4436-2	87 1/2 x 36	8/8
DH4444	44 x 44	DH4444-2	87 1/2 x 44	8/8
DH4448	44 x 48	DH4448-2	87 1/2 x 48	8/8
DH4452	44 x 52	DH4452-2	87 1/2 x 52	8/8
DH4460*	44 x 60	DH4460-2	87 1/2 x 60	8/8
DH4466*	44 x 66	DH4466-2	87 1/2 x 66	8/8
DH4472*	44 x 72	DH4472-2	87 1/2 x 72	8/8
DH4476*	44 x 76	DH4476-2	87 1/2 x 76	8/8
DH4480*	44 x 80	DH4480-2	87 1/2 x 80	8/8
DH4637	46 x 37	DH4637-2	91 1/2 x 37	8/8
DH4641	46 x 41	DH4641-2	91 1/2 x 41	8/8
DH4649	46 x 49	DH4649-2	91 1/2 x 49	8/8
DH4653	46 x 53	DH4653-2	91 1/2 x 53	8/8
DH4657	46 x 57	DH4657-2	91 1/2 x 57	8/8
DH4665*	46 x 65	DH4665-2	91 1/2 x 65	8/8
DH4669*	46 x 69	DH4669-2	91 1/2 x 69	8/8
DH4677*	46 x 77	DH4677-2	91 1/2 x 77	8/8
DH4679*	46 x 79	DH4679-2	91 1/2 x 79	8/8
DH4836	48 x 36	DH4836-2	95 1/2 x 36	8/8
DH4844	48 x 44	DH4844-2	95 1/2 x 44	8/8
DH4848	48 x 48	DH4848-2	95 1/2 x 48	8/8
DH4852	48 x 52	DH4852-2	95 1/2 x 52	8/8
DH4860*	48 x 60	DH4860-2	95 1/2 x 60	8/8
DH4866*	48 x 66	DH4866-2	95 1/2 x 66	8/8
DH4872*	48 x 72	DH4872-2	95 1/2 x 72	8/8
DH4876*	48 x 76	DH4876-2	95 1/2 x 76	8/8
DH4880*	48 x 80	DH4880-2	95 1/2 x 80	8/8

Gliders



Gliders Continued:

Call Size	Rough Opening	Grid Layout
G2424	24 x 24	2 H / 2 H
G2436	24 x 36	3 H / 3 H
G2442	24 x 42	3 H / 3 H
G2448	24 x 48	4 H / 4 H
G2460	24 x 60	4 H / 4 H
G3624	36 x 24	4 / 4
G3636	36 x 36	6 / 6
G3642	36 x 42	6 / 6
G3648	36 x 48	8 / 8
G3660	36 x 60	8 / 8
G4236	42 x 36	6 / 6
G4242	42 x 42	6 / 6
G4248	42 x 48	8 / 8
G4260	42 x 60	8 / 8
G4824	48 x 24	4 / 4
G4836	48 x 36	6 / 6
G4842	48 x 42	6 / 6
G4848	48 x 48	8 / 8
G4860	48 x 60	8 / 8
G4948	49 x 48	8 / 8
G4960	49 x 60	8 / 8
G6024	60 x 24	6 / 6
G6036	60 x 36	9 / 9
G6048*	60 x 48	12 / 12
G6060*	60 x 60	12 / 12
G7224	72 x 24	6 / 6
G7236	72 x 36	9 / 9
G7248*	72 x 48	12 / 12
G7260*	72 x 60	12 / 12

When using any interior and exterior accessories, Paradigm recommends adding an additional 1/4" to the width & height to these rough openings in the FIELD.

Casement Fixed

* denotes egress.



Call Size	Rough Opening	Grid Layout
CF1824	18 x 24	4
CF1836	18 x 36	6
CF1842	18 x 42	6
CF1848	18 x 48	8
CF1852	18 x 52	8
CF1860	18 x 60	10
CF1866	18 x 66	10
CF1872	18 x 72	12
CF1876	18 x 76	12
CF2024	20 x 24	4
CF2036	20 x 36	6
CF2042	20 x 42	6
CF2048	20 x 48	8
CF2052	20 x 52	8
CF2060	20 x 60	10
CF2066	20 x 66	10
CF2072	20 x 72	12
CF2076	20 x 76	12
CF2424	24 x 24	4
CF2436	24 x 36	6
CF2442	24 x 42	6
CF2448	24 x 48	8
CF2452	24 x 52	8
CF2460	24 x 60	10
CF2466	24 x 66	10
CF2472	24 x 72	12
CF2476	24 x 76	12
CF2824	28 x 24	6
CF2836	28 x 36	9
CF2842	28 x 42	9
CF2848	28 x 48	12
CF2852	28 x 52	12
CF2860	28 x 60	15
CF2866	28 x 66	15
CF2872	28 x 72	18
CF2876	28 x 76	18
CF3024	30 x 24	6
CF3036	30 x 36	9
CF3042	30 x 42	9
CF3048	30 x 48	12
CF3052	30 x 52	12
CF3060	30 x 60	15
CF3066	30 x 66	15
CF3072	30 x 72	18
CF3076	30 x 76	18
CF3624	36 x 24	6
CF3636	36 x 36	9
CF3642	36 x 42	9
CF3648	36 x 48	12
CF3652	36 x 52	12
CF3660	36 x 60	15
CF3666	36 x 66	15
CF3672	36 x 72	18
CF3676	36 x 76	18
CF4224	42 x 24	6
CF4236	42 x 36	9
CF4242	42 x 42	9
CF4248	42 x 48	12
CF4252	42 x 52	12
CF4260	42 x 60	15
CF4266	42 x 66	15
CF4272	42 x 72	18
CF4276	42 x 76	18
CF4824	48 x 24	8
CF4836	48 x 36	12
CF4842	48 x 42	12
CF4848	48 x 48	16
CF4852	48 x 52	16
CF4860	48 x 60	20
CF4866	48 x 66	20
CF4872	48 x 72	24
CF4876	48 x 76	24

Triple Casement



Call Size	Rough Opening	Grid Layout
CFC1836-3	53 x 36	6 6 6
CFC1842-3	53 x 42	6 6 6
CFC1848-3	53 x 48	8 8 8
CFC1860-3	53 x 60	10 10 10
CFC1866-3	53 x 66	10 10 10
CFC1872-3	53 x 72	12 12 12
CFC1876-3	53 x 76	12 12 12
CFC1880-3	53 x 80	14 14 14
CFC2036-3	59 x 36	6 6 6
CFC2042-3	59 x 42	6 6 6
CFC2048-3	59 x 48	8 8 8
CFC2060-3	59 x 60	10 10 10
CFC2066-3	59 x 66	10 10 10
CFC2072-3	59 x 72	12 12 12
CFC2076-3	59 x 76	12 12 12
CFC2080-3	59 x 80	14 14 14
CFC2436-3	71 x 36	6 6 6
CFC2442-3	71 x 42	6 6 6
CFC2448-3	71 x 48	8 8 8
CFC2460-3	71 x 60	10 10 10
CFC2466-3	71 x 66	10 10 10
CFC2472-3	71 x 72	12 12 12
CFC2476-3	71 x 76	12 12 12
CFC2480-3	71 x 80	14 14 14
CFC2836-3	83 x 36	9 / 9 / 9
CFC2842-3	83 x 42	9 / 9 / 9
CFC2848-3*	83 x 48	12 12 12
CFC2860-3*	83 x 60	15 15 15
CFC2866-3*	83 x 66	15 15 15
CFC2872-3*	83 x 72	18 18 18
CFC2876-3*	83 x 76	18 18 18
CFC2880-3*	83 x 80	21 21 21
CFC3652-3*	107 x 52	12 12 12
CFC3660-3*	107 x 60	15 15 15
CFC3666-3*	107 x 66	15 15 15
CFC3672-3*	107 x 72	18 18 18
CFC3676-3*	107 x 76	18 18 18
CFC3680-3*	107 x 80	21 21 21

Quad Casement



Call Size	Rough Opening	Grid Layout
CFFC1836-4	70 1/2 x 36	6 - ALL
CFFC1842-4	70 1/2 x 42	6 - ALL
CFFC1848-4	70 1/2 x 48	8 - ALL
CFFC1852-4	70 1/2 x 52	8 - ALL
CFFC1860-4	70 1/2 x 60	10 - ALL
CFFC1866-4	70 1/2 x 66	10 - ALL
CFFC1872-4	70 1/2 x 72	12 - ALL
CFFC1876-4	70 1/2 x 76	12 - ALL
CFFC1880-4	70 1/2 x 80	14 - ALL
CFFC2036-4	78 1/2 x 36	6 - ALL
CFFC2042-4	78 1/2 x 42	6 - ALL
CFFC2048-4	78 1/2 x 48	8 - ALL
CFFC2052-4	78 1/2 x 52	8 - ALL
CFFC2060-4	78 1/2 x 60	10 - ALL
CFFC2066-4	78 1/2 x 66	10 - ALL
CFFC2072-4	78 1/2 x 72	12 - ALL
CFFC2076-4	78 1/2 x 76	12 - ALL
CFFC2080-4	78 1/2 x 80	14 - ALL
CFFC2436-4	94 1/2 x 36	6 - ALL
CFFC2442-4	94 1/2 x 42	6 - ALL
CFFC2448-4	94 1/2 x 48	8 - ALL
CFFC2452-4	94 1/2 x 52	8 - ALL
CFFC2460-4	94 1/2 x 60	10 - ALL
CFFC2466-4	94 1/2 x 66	10 - ALL
CFFC2472-4	94 1/2 x 72	12 - ALL
CFFC2476-4	94 1/2 x 76	12 - ALL
CFFC2480-4	94 1/2 x 80	14 - ALL
CFFC2836-4	110 1/2 x 36	9 - ALL
CFFC2842-4	110 1/2 x 42	9 - ALL
CFFC2848-4*	110 1/2 x 48	12 - ALL
CFFC2852-4*	110 1/2 x 52	12 - ALL
CFFC2860-4*	110 1/2 x 60	15 - ALL
CFFC2866-4*	110 1/2 x 66	15 - ALL
CFFC2872-4*	110 1/2 x 72	18 - ALL
CFFC2876-4*	110 1/2 x 76	18 - ALL
CFFC2880-4*	110 1/2 x 80	21 - ALL

When using any interior and exterior accessories, Paradigm recommends adding an additional 1/4" to the width & height to these rough openings in the FIELD.

Casements

* denotes egress.



Call Size	Single Unit Rough Opening	Call Size	Double Unit Rough Opening	Grid Layout
C1824	18 x 24	C1824-2	35 1/2 x 24	4
C1836	18 x 36	C1836-2	35 1/2 x 36	6
C1842	18 x 42	C1842-2	35 1/2 x 42	6
C1848	18 x 48	C1848-2	35 1/2 x 48	8
C1852	18 x 52	C1852-2	35 1/2 x 52	8
C1860	18 x 60	C1860-2	35 1/2 x 60	10
C1866	18 x 66	C1866-2	35 1/2 x 66	10
C1872	18 x 72	C1872-2	35 1/2 x 72	12
C1876	18 x 76	C1876-2	35 1/2 x 76	12
C1880	18 x 80	C1880-2	35 1/2 x 80	14
C2024	20 x 24	C2024-2	39 1/2 x 24	4
C2036	20 x 36	C2036-2	39 1/2 x 36	6
C2042	20 x 42	C2042-2	39 1/2 x 42	6
C2048	20 x 48	C2048-2	39 1/2 x 48	8
C2052	20 x 52	C2052-2	39 1/2 x 52	8
C2060	20 x 60	C2060-2	39 1/2 x 60	10
C2066	20 x 66	C2066-2	39 1/2 x 66	10
C2072	20 x 72	C2072-2	39 1/2 x 72	12
C2076	20 x 76	C2076-2	39 1/2 x 76	12
C2080	20 x 80	C2080-2	39 1/2 x 80	14
C2424	24 x 24	C2424-2	47 1/2 x 24	4
C2436	24 x 36	C2436-2	47 1/2 x 36	6
C2442	24 x 42	C2442-2	47 1/2 x 42	6
C2448	24 x 48	C2448-2	47 1/2 x 48	8
C2452	24 x 52	C2452-2	47 1/2 x 52	8
C2460	24 x 60	C2460-2	47 1/2 x 60	10
C2466	24 x 66	C2466-2	47 1/2 x 66	10
C2472	24 x 72	C2472-2	47 1/2 x 72	12
C2476	24 x 76	C2476-2	47 1/2 x 76	12
C2480	24 x 80	C2480-2	47 1/2 x 80	14
C2824	28 x 24	C2824-2	55 1/2 x 24	6
C2836	28 x 36	C2836-2	55 1/2 x 36	9
C2842	28 x 42	C2842-2	55 1/2 x 42	9
C2848*	28 x 48	C2848-2	55 1/2 x 48	12
C2852*	28 x 52	C2852-2	55 1/2 x 52	12
C2860*	28 x 60	C2860-2	55 1/2 x 60	15
C2866*	28 x 66	C2866-2	55 1/2 x 66	15
C2872*	28 x 72	C2872-2	55 1/2 x 72	18
C2876*	28 x 76	C2876-2	55 1/2 x 76	18
C2880*	28 x 80	C2880-2	55 1/2 x 80	21
C3024	30 x 24	C3024-2	59 1/2 x 24	6
C3036	30 x 36	C3036-2	59 1/2 x 36	9
C3042	30 x 42	C3042-2	59 1/2 x 42	9
C3048*	30 x 48	C3048-2	59 1/2 x 48	12
C3052*	30 x 52	C3052-2	59 1/2 x 52	12
C3060*	30 x 60	C3060-2	59 1/2 x 60	15
C3066*	30 x 66	C3066-2	59 1/2 x 66	15
C3072*	30 x 72	C3072-2	59 1/2 x 72	18
C3076*	30 x 76	C3076-2	59 1/2 x 76	18
C3080*	30 x 80	C3080-2	59 1/2 x 80	21
C3624	36 x 24	C3624-2	71 1/2 x 24	6
C3636*	36 x 36	C3636-2	71 1/2 x 36	9
C3642*	36 x 42	C3642-2	71 1/2 x 42	9
C3648*	36 x 48	C3648-2	71 1/2 x 48	12
C3652*	36 x 52	C3652-2	71 1/2 x 52	12
C3660*	36 x 60	C3660-2	71 1/2 x 60	15
C3666*	36 x 66	C3666-2	71 1/2 x 66	15
C3672*	36 x 72	C3672-2	71 1/2 x 72	18
C3676*	36 x 76	C3676-2	71 1/2 x 76	18
C3680*	36 x 80	C3680-2	71 1/2 x 80	21

Three Lite Glider

* 1/4 - 1/2 - 1/4 layout is standard

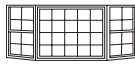


Glidens Continued:

Call Size	Rough Opening	Grid Layout	Call Size	Rough Opening	Grid Layout
TLG7236	72 x 36	6 0 / 6	TLG9636	96 x 36	6 0 / 6
TLG7248	72 x 48	8 0 / 8	TLG9648	96 x 48	8 0 / 8
TLG7260	72 x 60	8 0 / 8	TLG9660	96 x 60	8 0 / 8
TLG8436	84 x 36	6 0 / 6	TLG10836	108 x 36	9 / 0 / 9
TLG8448	84 x 48	8 0 / 8	TLG10848	108 x 48	12 0 / 12
TLG8460	84 x 60	8 0 / 8	TLG10860	108 x 60	12 0 / 12

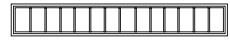
When using any interior and exterior accessories, Paradigm recommends adding an additional 1/4" to the width & height to these rough openings in the FIELD.

Bay



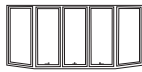
Call Size	Rough Opening	Grid Layout
30° - 4048 - 20	77 1/4 x 51	4/4 / 12 / 4/4
30° - 4052 - 20	77 1/4 x 55	4/4 / 12 / 4/4
30° - 4060 - 20	77 1/4 x 63	4/4 / 12 / 4/4
30° - 4848 - 20	85 1/4 x 51	4/4 / 16 / 4/4
30° - 4852 - 20	85 1/4 x 55	4/4 / 16 / 4/4
30° - 4860 - 20	85 1/4 x 63	4/4 / 16 / 4/4
30° - 4048 - 24	84 1/8 x 51	4/4 / 12 / 4/4
30° - 4052 - 24	84 1/8 x 55	4/4 / 12 / 4/4
30° - 4060 - 24	84 1/8 x 63	4/4 / 12 / 4/4
30° - 4848 - 24	92 1/8 x 51	4/4 / 16 / 4/4
30° - 4852 - 24	92 1/8 x 55	4/4 / 16 / 4/4
30° - 4860 - 24	92 1/8 x 63	4/4 / 16 / 4/4
30° - 6048 - 24	104 1/8 x 51	4/4 / 20 / 4/4
30° - 6052 - 24	104 1/8 x 55	4/4 / 20 / 4/4
30° - 6060 - 24	104 1/8 x 63	4/4 / 20 / 4/4
45° - 4048 - 20	71 1/4 x 51	4/4 / 12 / 4/4
45° - 4052 - 20	71 1/4 x 55	4/4 / 12 / 4/4
45° - 4060 - 20	71 1/4 x 63	4/4 / 12 / 4/4
45° - 4848 - 20	79 1/4 x 51	4/4 / 16 / 4/4
45° - 4852 - 20	79 1/4 x 55	4/4 / 16 / 4/4
45° - 4860 - 20	79 1/4 x 63	4/4 / 16 / 4/4
45° - 4048 - 24	76 7/8 x 51	4/4 / 12 / 4/4
45° - 4052 - 24	76 7/8 x 55	4/4 / 12 / 4/4
45° - 4060 - 24	76 7/8 x 63	4/4 / 12 / 4/4
45° - 4848 - 24	84 7/8 x 51	4/4 / 16 / 4/4
45° - 4852 - 24	84 7/8 x 55	4/4 / 16 / 4/4
45° - 4860 - 24	84 7/8 x 63	4/4 / 16 / 4/4
45° - 6048 - 24	97 7/8 x 51	4/4 / 20 / 4/4
45° - 6052 - 24	97 7/8 x 55	4/4 / 20 / 4/4
45° - 6060 - 24	97 7/8 x 63	4/4 / 20 / 4/4

Transoms



Call Size	Rough Opening	Grid Layout
T2612	26 x 12	3 V
T2618	26 x 18	3 V
T2624	26 x 24	6
T2812	28 x 12	3 V
T2818	28 x 18	3 V
T2824	28 x 24	6
T3012	30 x 12	3 V
T3018	30 x 18	3 V
T3024	30 x 24	6
T3212	32 x 12	3 V
T3218	32 x 18	3 V
T3224	32 x 24	6
T3412	34 x 12	3 V
T3418	34 x 18	3 V
T3424	34 x 24	6
T3612	36 x 12	3 V
T3618	36 x 18	3 V
T3624	36 x 24	6
T3812	38 x 12	3 V
T3818	38 x 18	3 V
T3824	38 x 24	6
T4012	40 x 12	3 V
T4018	40 x 18	3 V
T4024	40 x 24	6
T9814	98 x 14	14 V
T11014	110 x 14	14 V

Bow



Call Size	Rough Opening	Grid Layout
2448-3BOW	74 3/4 x 51	8
2452-3BOW	74 3/4 x 55	8
2460-3BOW	74 3/4 x 63	10
2448-4BOW	97 7/8 x 51	8
2452-4BOW	97 7/8 x 55	8
2460-4BOW	97 7/8 x 63	10
2448-5BOW	120 1/4 x 51	8
2452-5BOW	120 1/4 x 55	8
2460-5BOW	120 1/4 x 63	10
2848-3BOW	86 1/2 x 51	12
2852-3BOW	86 1/2 x 55	12
2860-3BOW	86 1/2 x 63	15
2848-4BOW	113 1/2 x 51	12
2852-4BOW	113 1/2 x 55	12
2860-4BOW	113 1/2 x 63	15

Awning

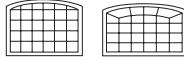


Call Size	Rough Opening	Grid Layout
A2418	24 x 18	4
A2420	24 x 20	4
A2424	24 x 24	4
A2428	24 x 28	4
A2436	24 x 36	6
A3618	36 x 18	6
A3620	36 x 20	6
A3624	36 x 24	6
A3628	36 x 28	6
A3636	36 x 36	9
A4018	40 x 18	6
A4020	40 x 20	6
A4024	40 x 24	6
A4028	40 x 28	6
A4036	40 x 36	9
A4818	48 x 18	8
A4820	48 x 20	8
A4824	48 x 24	8
A4828	48 x 28	8
A4836	48 x 36	12
A5618	56 x 18	8
A5620	56 x 20	8
A5624	56 x 24	8
A5628	56 x 28	8
A5636	56 x 36	12
A6018	60 x 18	10
A6020	60 x 20	10
A6024	60 x 24	10
A6028	60 x 28	10
A6036	60 x 36	15

When using any interior and exterior accessories, Paradigm recommends adding an additional 1/4" to the width & height to these rough openings in the FIELD.

Eyebrow

W/Ext. Legs



Call Size	Rough Opening	Colonial Grid Layout	Cathedral Grid Layout
EBX24 B	24 x 24	4	4
EBX24 C	24 x 36	6	6
EBX24 D	24 x 44	8	8
EBX24 E	24 x 48	8	8
EBX24 F	24 x 52	8	8
EBX24 G	24 x 60	8	8
EBX24 H	24 x 66	10	10
EBX24 J	24 x 72	10	10
EBX24 K	24 x 84	14	14
EBX24 L	24 x 96	14	14
EBX28 B	28 x 24 3/4	6	6
EBX28 C	28 x 36 3/4	9	9
EBX28 D	28 x 44 3/4	12	12
EBX28 E	28 x 48 3/4	12	12
EBX28 F	28 x 52 3/4	12	12
EBX28 G	28 x 60 3/4	12	12
EBX28 H	28 x 66 3/4	15	15
EBX28 J	28 x 72 3/4	15	15
EBX28 K	28 x 84 3/4	21	21
EBX28 L	28 x 96 3/4	21	21
EBX32 B	32 x 25 1/2	6	6
EBX32 C	32 x 37 1/2	9	9
EBX32 D	32 x 45 1/2	12	12
EBX32 E	32 x 49 1/2	12	12
EBX32 F	32 x 53 1/2	12	12
EBX32 G	32 x 61 1/2	12	12
EBX32 H	32 x 67 1/2	15	15
EBX32 J	32 x 73 1/2	15	15
EBX32 K	32 x 85 1/2	21	21
EBX32 L	32 x 97 1/2	21	21
EBX36 B	36 x 26 1/4	6	4
EBX36 C	36 x 38 1/4	9	6
EBX36 D	36 x 46 1/4	12	9
EBX36 E	36 x 50 1/4	12	9
EBX36 F	36 x 54 1/4	12	12
EBX36 G	36 x 62 1/4	12	12
EBX36 H	36 x 68 1/4	15	15
EBX36 J	36 x 74 1/4	15	15
EBX36 K	36 x 86 1/4	21	18
EBX36 L	36 x 98 1/4	21	18

Eyebrow w/ Ext. Legs

Call Size	Rough Opening	Colonial Grid Layout	Cathedral Grid Layout
EBX40 B	40 x 27 1/16	6	4
EBX40 C	40 x 39 1/16	9	6
EBX40 D	40 x 47 1/16	12	9
EBX40 E	40 x 51 1/16	12	9
EBX40 F	40 x 55 1/16	12	12
EBX40 G	40 x 63 1/16	12	12
EBX40 H	40 x 69 1/16	15	15
EBX40 J	40 x 75 1/16	15	15
EBX40 K	40 x 87 1/16	21	18
EBX40 L	40 x 99 1/16	21	18
EBX44 B	44 x 27 3/4	8	6
EBX44 C	44 x 39 3/4	12	10
EBX44 D	44 x 47 3/4	16	14
EBX44 E	44 x 51 3/4	16	14
EBX44 F	44 x 55 3/4	16	18
EBX44 G	44 x 63 3/4	16	18
EBX44 H	44 x 69 3/4	20	22
EBX44 J	44 x 75 3/4	20	22
EBX44 K	44 x 87 3/4	28	26
EBX44 L	44 x 99 3/4	28	26
EBX48 B	48 x 28 5/8	8	6
EBX48 C	48 x 40 5/8	12	10
EBX48 D	48 x 48 5/8	16	14
EBX48 E	48 x 52 5/8	16	14
EBX48 F	48 x 56 5/8	16	18
EBX48 G	48 x 64 5/8	16	18
EBX48 H	48 x 70 5/8	20	22
EBX48 J	48 x 76 5/8	20	22
EBX48 K	48 x 88 5/8	28	26
EBX60 B	60 x 30 7/8	10	8
EBX60 C	60 x 42 7/8	15	13
EBX60 D	60 x 50 7/8	20	18
EBX60 E	60 x 54 7/8	20	18
EBX60 F	60 x 58 7/8	20	23
EBX60 G	60 x 66 7/8	20	23
EBX60 H	60 x 72 7/8	25	28
EBX72 B	72 x 33 1/8	15	10
EBX72 C	72 x 45 1/8	20	16
EBX72 D	72 x 53 1/8	25	22
EBX72 E	72 x 57 1/8	25	22
EBX72 F	72 x 61 1/8	25	22
EBX96	96 x 37 7/16	24	14

Half Oval/Oval



Call Size	Rough Opening	Grid Layout	Grid Layout	Grid Layout
H02418	24 x 18	Starburst	Sunburst	N/A
H03628	36 x 28	Starburst	Sunburst	N/A
OV2436	24 x 36	Starburst	Sunburst	Colonial 4 Lite
OV3656	36 x 56	Starburst	Sunburst	Colonial 4 Lite

Quarter Arch



Call Size	Rough Opening	Grid Layout	Grid Layout	Grid Layout
QR2020	20 x 20	Starburst	Sunburst	Sunstar
QR2424	24 x 24	Starburst	Sunburst	Sunstar
QR2828	28 x 28	Starburst	Sunburst	Sunstar
QR3030	30 x 30	Starburst	Sunburst	Sunstar
QR3232	32 x 32	Starburst	Sunburst	Sunstar
QR3636	36 x 36	Starburst	Sunburst	Sunstar
QR4040	40 x 40	Starburst	Sunburst	Sunstar
QR4444	44 x 44	Starburst	Sunburst	Sunstar
QR4848	48 x 48	Starburst	Sunburst	Sunstar
QR5656	56 x 56	Starburst	Sunburst	Sunstar
QR6060	60 x 60	Starburst	Sunburst	Sunstar

Ellipse



Call Size	Rough Opening	Grid Layout	Grid Layout	Grid Layout
E30-2	59 1/2 x 18	Starburst	Sunburst	Sunstar
E36-2	71 1/2 x 20	Starburst	Sunburst	Sunstar
E42-2	83 1/2 x 20	Starburst	Sunburst	Sunstar
E48-2	95 1/2 x 20	Starburst	Sunburst	Sunstar

When using any interior and exterior accessories, Paradigm recommends adding an additional 1/4" to the width & height to these rough openings in the FIELD.

Picture Windows



Call Size	Rough Opening	Grid Layout
P2036	20 x 36	6
P2044	20 x 44	8
P2048	20 x 48	8
P2052	20 x 52	8
P2060	20 x 60	10
P2066	20 x 66	10
P2072	20 x 72	12
P2237	22 x 37	8
P2241	22 x 41	8
P2249	22 x 49	8
P2253	22 x 53	8
P2257	22 x 57	8
P2265	22 x 65	10
P2269	22 x 69	10
P2436	24 x 36	6
P2444	24 x 44	8
P2448	24 x 48	8
P2452	24 x 52	8
P2460	24 x 60	10
P2466	24 x 66	10
P2472	24 x 72	12
P2637	26 x 37	8
P2641	26 x 41	8
P2649	26 x 49	8
P2653	26 x 53	8
P2657	26 x 57	8
P2665	26 x 65	10
P2669	26 x 69	10
P2836	28 x 36	9
P2844	28 x 44	12
P2848	28 x 48	12
P2852	28 x 52	12
P2860	28 x 60	15
P2866	28 x 66	15
P2872	28 x 72	18
P3037	30 x 37	12
P3041	30 x 41	12
P3049	30 x 49	12
P3053	30 x 53	12
P3057	30 x 57	12
P3065	30 x 65	15
P3069	30 x 69	18
P3236	32 x 36	12
P3244	32 x 44	12
P3248	32 x 48	12
P3252	32 x 52	12
P3260	32 x 60	15
P3266	32 x 66	15
P3272	32 x 72	18
P3437	34 x 37	12
P3441	34 x 41	12
P3449	34 x 49	12
P3453	34 x 53	12
P3457	34 x 57	12
P3465	34 x 65	15
P3469	34 x 69	15
P3636	36 x 36	12
P3644	36 x 44	12
P3648	36 x 48	12
P3652	36 x 52	12
P3660	36 x 60	15
P3666	36 x 66	15
P3672	36 x 72	18
P3837	38 x 37	12
P3841	38 x 41	12
P3849	38 x 49	12
P3853	38 x 53	12
P3857	38 x 57	12
P3865	38 x 65	15
P3869	38 x 69	15
P4036	40 x 36	12
P4044	40 x 44	12
P4048	40 x 48	12
P4052	40 x 52	12
P4060	40 x 60	15
P4066	40 x 66	15
P4072	40 x 72	18

Picture Windows Continued:

Call Size	Rough Opening	Grid Layout
P4237	42 x 37	12
P4241	42 x 41	12
P4249	42 x 49	12
P4253	42 x 53	12
P4257	42 x 57	10
P4265	42 x 65	15
P4269	42 x 69	15
P4436	44 x 36	16
P4444	44 x 44	16
P4448	44 x 48	16
P4452	44 x 52	16
P4460	44 x 60	20
P4466	44 x 66	20
P4472	44 x 72	24
P4637	46 x 37	16
P4641	46 x 41	16
P4649	46 x 49	16
P4653	46 x 53	16
P4657	46 x 57	16
P4665	46 x 65	20
P4669	46 x 69	20
P4836	48 x 36	16
P4844	48 x 44	16
P4848	48 x 48	16
P4852	48 x 52	16
P4860	48 x 60	20
P4866	48 x 66	20
P4872	48 x 72	24
P6036	60 x 36	20
P6044	60 x 44	20
P6048	60 x 48	20
P6052	60 x 52	20
P6060	60 x 60	25
P6066	60 x 66	25
P6072	60 x 72	30
P7236	72 x 36	24
P7244	72 x 44	24
P7248	72 x 48	24
P7252	72 x 52	24
P7260	72 x 60	30

Patio Doors

W/2 Panels



Call Size	Rough Opening	Grid Layout
PD2P6080	60 x 80	15
PD2P7280	72 x 80	15
PD2P7282	72 x 82 1/2	15
PD2P9680	96 x 80	20

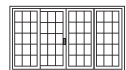
W/3 Panels*



PD3P9080	90 x 80	15
PD3P10880	108 x 80	15
PD3P14480	144 x 80	15

* Available June 1st

W/4 Panels*



PD4P11680	116 3/4 x 80	15
PD4P14080	140 3/4 x 80	15

* Available June 1st

Sidelite



Call Size	Rough Opening	Grid Layout
PDSL3380	33 7/16 x 80	15
PDSL3980	39 7/16 x 80	15
PDSL3982	39 7/16 x 82 1/2	15
PDSL5180	51 7/16 x 80	20

When using any interior and exterior accessories, Paradigm recommends adding an additional 1/4" to the width & height to these rough openings in the FIELD.

Circle Tops



Call Size	Rough Opening	Grid Layout	Grid Layout	Grid Layout	Grid Layout
HR2211	22 x 11 1/4	Starburst	Sunburst	Sunstar	Dbl. Sunburst
HR2412	24 x 12 1/4	Starburst	Sunburst	Sunstar	Dbl. Sunburst
HR2613	26 x 13 1/4	Starburst	Sunburst	Sunstar	Dbl. Sunburst
HR2814	28 x 14 1/4	Starburst	Sunburst	Sunstar	Dbl. Sunburst
HR3015	30 x 15 1/4	Starburst	Sunburst	Sunstar	Dbl. Sunburst
HR3216	32 x 16 1/4	Starburst	Sunburst	Sunstar	Dbl. Sunburst
HR3417	34 x 17 1/4	Starburst	Sunburst	Sunstar	Dbl. Sunburst
HR3618	36 x 18 1/4	Starburst	Sunburst	Sunstar	Dbl. Sunburst
HR3819	38 x 19 1/4	Starburst	Sunburst	Sunstar	Dbl. Sunburst
HR4020	40 x 20 1/4	Starburst	Sunburst	Sunstar	Dbl. Sunburst
HR4221	42 x 21 1/4	Starburst	Sunburst	Sunstar	Dbl. Sunburst
HR4422	44 x 22 1/4	Starburst	Sunburst	Sunstar	Dbl. Sunburst
HR4623	46 x 23 1/4	Starburst	Sunburst	Sunstar	Dbl. Sunburst
HR4824	48 x 24 1/4	Starburst	Sunburst	Sunstar	Dbl. Sunburst
HR20-2	39 1/2 x 20	Starburst	Sunburst	Sunstar	Dbl. Sunburst
HR22-2	43 1/2 x 22	Starburst	Sunburst	Sunstar	Dbl. Sunburst
HR24-2	47 1/2 x 24	Starburst	Sunburst	Sunstar	Dbl. Sunburst
HR28-2	55 1/2 x 28	Starburst	Sunburst	Sunstar	Dbl. Sunburst
HR30-2	59 1/2 x 30	Starburst	Sunburst	Sunstar	Dbl. Sunburst
HR32-2	63 1/2 x 32	Starburst	Sunburst	Sunstar	Dbl. Sunburst
HR36-2	71 1/2 x 36	Starburst	Sunburst	Sunstar	Dbl. Sunburst
HR38-2	75 1/2 x 38	Starburst	Sunburst	Sunstar	Dbl. Sunburst
HR40-2	79 1/2 x 40	Starburst	Sunburst	Sunstar	Dbl. Sunburst
HR48-2	95 1/2 x 48	Starburst	Sunburst	Sunstar	Dbl. Sunburst

* Over 60" in width = 5 spokes

Full Circle



Call Size	Rough Opening	Grid Layout	Grid Layout	Grid Layout
C2424	24 x 24	Colonial 9 Lite	Colonial 4 Lite	StarBurst
C3030	30 x 30	Colonial 9 Lite	Colonial 4 Lite	StarBurst
C3636	36 x 36	Colonial 9 Lite	Colonial 4 Lite	StarBurst
C4040	40 x 40	Colonial 9 Lite	Colonial 4 Lite	StarBurst
C4444	44 x 44	Colonial 9 Lite	Colonial 4 Lite	StarBurst
C4848	48 x 48	Colonial 9 Lite	Colonial 4 Lite	StarBurst
C5656	56 x 56	Colonial 9 Lite	Colonial 4 Lite	StarBurst

Eyebrow W/Ext. Leg



Call Size	Rough Opening	Grid Layout
EB24A	24 x 12	Starburst
EB28A	28 x 12 3/4	Starburst
EB32A	32 x 13 1/2	Starburst
EB36A	36 x 14 1/4	Starburst
EB40A	40 x 15 1/16	Starburst
EB44A	44 x 15 3/4	Starburst
EB48A	48 x 16 5/8	Starburst
EB20-2A	39 1/2 x 15 1/16	Starburst
EB22-2A	43 1/2 x 15 3/4	Starburst
EB24-2A	47 1/2 x 16 5/8	Starburst
EB30-2A	59 1/2 x 18 7/8	Starburst
EB34-2A	67 1/2 x 19	Starburst
EB36-2A	71 1/2 x 21 1/8	Starburst

Octagon



Call Size	Rough Opening	Grid Layout
OC2424	24 x 24	Colonial 9 Lite
OC3232	32 x 32	Colonial 9 Lite
OC3636	36 x 36	Colonial 9 Lite

Half Gothic W/Ext. Leg



Call Size	Rough Opening	Grid Layout
HG1854	18 x 54	Starburst
HG2260	22 x 60	Starburst
HG2666	26 x 66	Starburst
HG2872	28 x 72	Starburst

Gothic W/Ext. Leg



Call Size	Rough Opening	Grid Layout	Grid Layout
G1836	18 x 36	1 Stem Tracery	2 Stem Tracery
G2040	20 x 40	1 Stem Tracery	2 Stem Tracery
G2244	22 x 44	1 Stem Tracery	2 Stem Tracery
G2448	24 x 48	1 Stem Tracery	2 Stem Tracery
G2856	28 x 56	1 Stem Tracery	2 Stem Tracery
G3060	30 x 60	1 Stem Tracery	2 Stem Tracery
G3672	30 x 72	1 Stem Tracery	2 Stem Tracery

When using any interior and exterior accessories, Paradigm recommends adding an additional 1/4" to the width & height to these rough openings in the FIELD.

Made in Maine

All Paradigm windows are crafted in Maine, utilizing exacting manufacturing standards and an attention to detail you've come to expect from a state with such a rich tradition of craftsmanship. The result is quality and performance that stand up to the extreme weather conditions Maine is known for... because when nature is at its worst, we're at our best.

For more information
visit www.paradigmwindows.com or
call us directly for a dealer or distributor in
your area that carries our product line.



P.O. Box 10109
Portland, Maine 04104
1-877-9-WINDOW
(1-877-994-6369)

www.paradigmwindows.com