

Table of Contents

Arty's favorite resources for Drywall Bead Information:



www.trim-tex.com



- Restructured Online Catalog
- Local Dealer Locator
- Suggestions for Architects, Homeowners & Contractors
- Complete list of Installation Instructions and Videos

www.drywallart.com

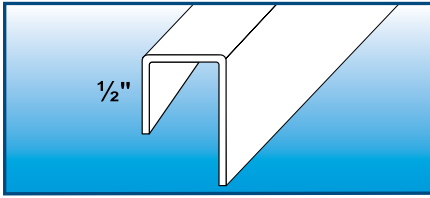


- Interactive Photo Galleries
- Drywall Art Videos
- Drywall Artist of the Year Links
- Photo Competition



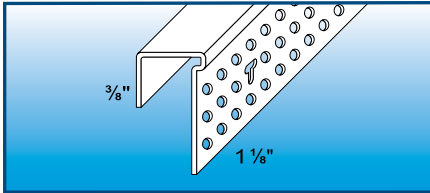
Best Sellers	2-3
Mud Set Bead Introduction	4-5
Mud Set Beads	6-7
J & L Beads	8
L Beads	9
Super, Giant, Regular & Bullnose L Beads	10
Fast Caps & Bullnose Fast Caps	11
093V & Commercial Products	12-13
Corner Beads	14
Magic Corner & Jumbo Corner Beads	15
Chamfer Beads	16
EZ-Tray Ceiling System	17
350 Bull Beads - The World's Strongest Bead	18
350 Bull Beads & Accessories	19
3/4" Bullnose Beads	20-21
1 1/2" Bullnose Beads	22
Step A Bull	23
Crown Moldings	24
Decorative Beads	25
Prefinished Wallboard Beads	26
Trim-Tex.com/Tips	27
Installation Products	28
Backing Products and Finishing Tools	29
Abrasive Products	30
Black Widow Pro Series Tools & Abrasives	31
Irwin Tools	32-33
North Safety Products	34-35
Drywall Art.com & Photo Gallery	36-39
Team Trim-Tex	40

J Bead



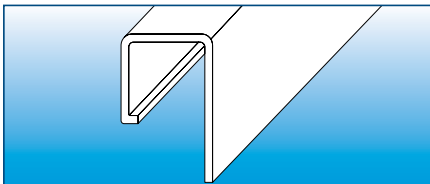
STOCK No.	SIZE	LENGTH	Pcs. PER BOX
2008	1/4"	8'	50
2010	1/4"	10'	50
1008	3/8"	8'	50
1010	3/8"	10'	50
1108	1/2"	8'	50
1110	1/2"	10'	50
1112	1/2"	12'	50
1208	5/8"	8'	50
1210	5/8"	10'	50
1212	5/8"	12'	50
2408	3/4"	8'	50
2410	3/4"	10'	50
2510	7/8"	10'	35
2608	1"	8'	35
2610	1"	10'	35

Mud On J



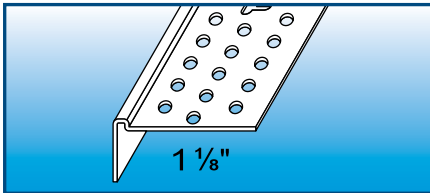
STOCK No.	SIZE	LENGTH	Pcs. PER BOX
1708	1/2"	8'	50
1710	1/2"	10'	50
1808	5/8"	8'	50
1810	5/8"	10'	50

Shadow Line J Bead



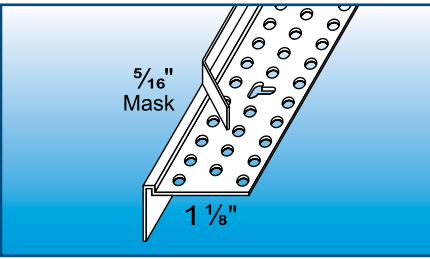
STOCK No.	SIZE	LENGTH	Pcs. PER BOX
1308	1/2"	8'	50
1310	1/2"	10'	50
1408	5/8"	8'	50
1410	5/8"	10'	50

L Bead



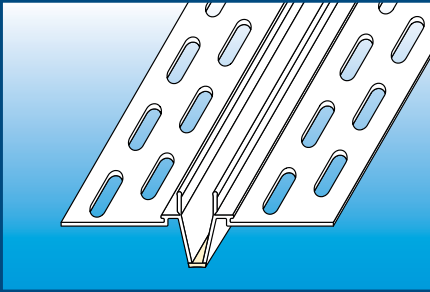
STOCK No.	SIZE	LENGTH	Pcs. PER BOX
3206	3/8"	10'	80
3208	1/2"	8'	80
3210M	1/2"	10'	20
3210	1/2"	10'	80
3210S	7/16"	10'	50
3308	5/8"	8'	80
3310M	5/8"	10'	20
3310	5/8"	10'	80

Tear Away



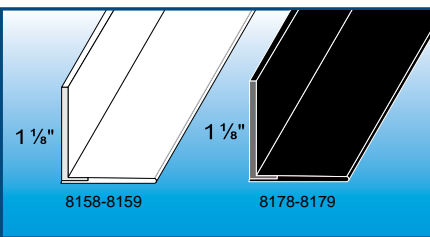
STOCK No.	SIZE	LENGTH	Pcs. PER BOX
9000	FLAT	10'	50
9002	1/4"	10'	50
9004	3/8"	10'	50
9008	1/2"	8'	50
9010	1/2"	10'	50
9012	1/2"	12'	50
9108	5/8"	8'	50
9110	5/8"	10'	50

093V



STOCK No.	LENGTH	Pcs. PER BOX
093V	10'	20

Flex Grid Angle



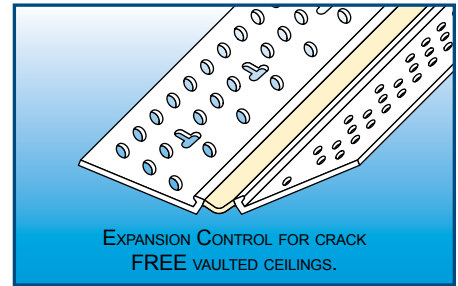
STOCK No.	SIZE	LENGTH	STYLE	Pcs. PER BOX
8158M	7/8"	8'	WHITE	10
8158	7/8"	8'	WHITE	63
8159M	9/16"	8'	WHITE	10
8159	9/16"	8'	WHITE	63
8178M	7/8"	8'	BLACK	10
8178	7/8"	8'	BLACK	63
8179M	9/16"	8'	BLACK	10
8179	9/16"	8'	BLACK	63

847 Spray Adhesive



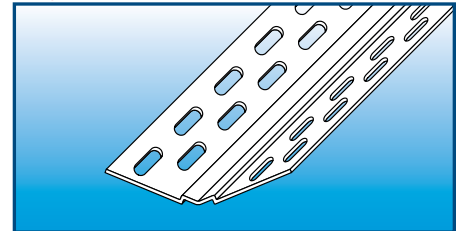
STOCK No.	Pcs. PER BOX
847M	1 CASE = 4 CANS
847	1 CASE = 12 CANS

Magic Corner




STOCK No.	LENGTH	Pcs. PER BOX
4368	8'	50
4369	9'	50
4366	10'	50
4325	250'	1
4325K	100', 1 CAN 847 SPRAY	1

Adjustable Inside Corner




STOCK No.	LENGTH	Pcs. PER BOX
4308	8'	70
4309	9'	70
4310M	10'	20
4310	10'	70

Single Angle Sanding Block



STOCK No.	GRIT	Pcs. PER BOX
888F	FINE	24
888F-BULK	FINE	100
888F-IND*	FINE	24
888M	MEDIUM	24
888M-BULK	MEDIUM	100
888M-IND*	MEDIUM	24

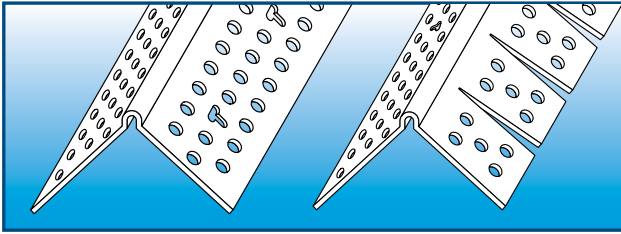
Dual Angle Dual Grit Sanding Block



STOCK No.	GRIT	Pcs. PER BOX
885	MEDIUM/ FINE	24
885-BULK	MEDIUM/ FINE	100
885-IND*	MEDIUM/ FINE	24
885F	FINE/FINE	24
885F-BULK	FINE/FINE	100

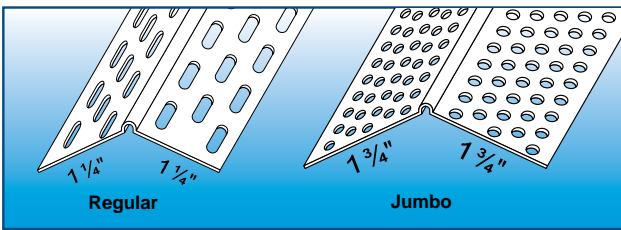
* Individually Sleeved

Corner Bead & Archway Corner Bead



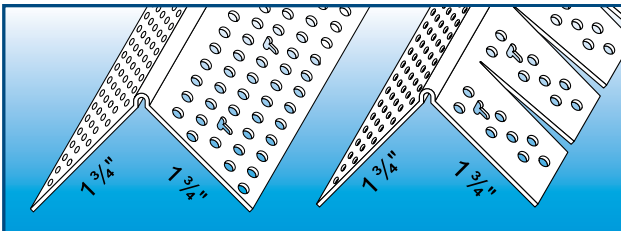
STOCK No.	LENGTH	STYLE	Pcs. PER BOX
4008	8'	REGULAR	50
4009	9'	REGULAR	50
4010	10'	REGULAR	50
4012	12'	REGULAR	50
4108	8'	ARCH	50
4110	10'	ARCH	50
4112	12'	ARCH	50

Splayed Corner Bead & Jumbo Splayed Corner Bead



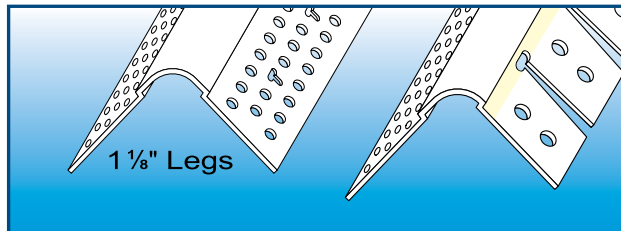
STOCK No.	LENGTH	STYLE	Pcs. PER BOX
4208	8'	REGULAR	50
4209	9'	REGULAR	50
4210	10'	REGULAR	50
JS10	10'	JUMBO	40

Jumbo Corner & Jumbo Corner Arch Beads



STOCK No.	LENGTH	STYLE	Pcs. PER BOX
J008	8'	REGULAR	40
J009	9'	REGULAR	40
J010	10'	REGULAR	40
JA10	10'	ARCH	40

350 Bull & 350 Bull Arch

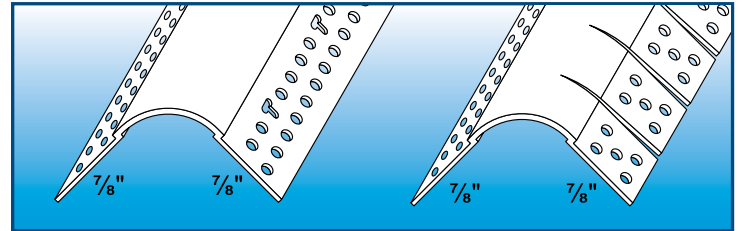


STOCK No.	LENGTH	STYLE	Pcs. PER BOX
35008	8'	REGULAR	35
35009	9'	REGULAR	35
35010	10'	REGULAR	35
35012	12'	REGULAR	35
35028	8'	ARCH	25
35020	10'	ARCH	25

Featured on these two pages are Trim-Tex's most popular products. Be sure to make Trim-Tex your first and last stop. Whether you're looking for the popular products as shown here or more unique items such as the Crown Moldings or Chair Rails, only Trim-Tex beads have over 40 years experience behind them and hundreds of millions of feet sold.

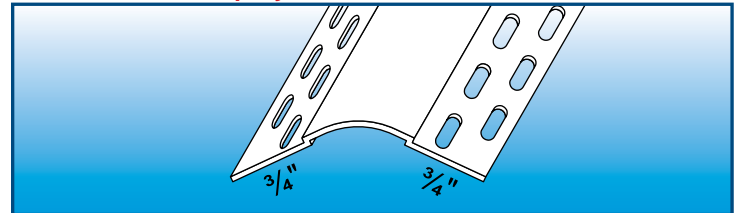


3/4" Bullnose & Bullnose Arch



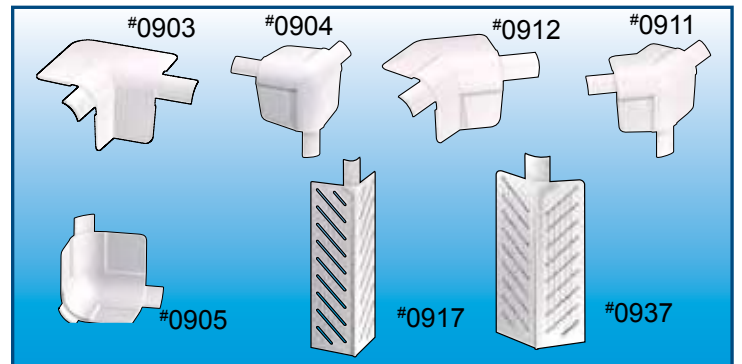
STOCK No.	LENGTH	STYLE	Pcs. PER BOX
7008	8'	REGULAR	35
7009	9'	REGULAR	35
7010	10'	REGULAR	35
7012	12'	REGULAR	35
7108	8'	ARCH	35
7110	10'	ARCH	35

3/4" R. Bullnose Splayed Corner Bead



STOCK No.	LENGTH	Pcs. PER BOX
7308	8'	35
7309	9'	35
7310	10'	35
7310M	10'	10

3/4" R. Bullnose Molded Corners

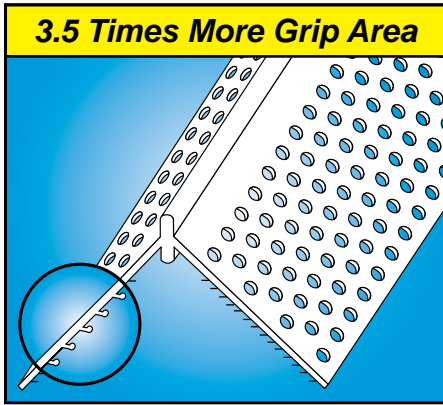


STOCK No.	STYLE	Pcs. PER BOX
0903	3/4" R. BULLNOSE 2 WAY CORNER	50
0904	3/4" R. BULLNOSE 3 WAY OUTSIDE CORNER	50
0905	3/4" R. BULLNOSE 3 WAY INSIDE CORNER	50
0911	3/4" OFF ANGLE 3 WAY OUTSIDE CORNER	50
0912	3/4" OFF ANGLE 2 WAY CORNER	50
0917	3/4" R. BULLNOSE ADAPTER	50
0937	3/4" R. SPLOYED BULL ADAPTER	50

RIGID VINYL MUD SET DRYWALL BEADS

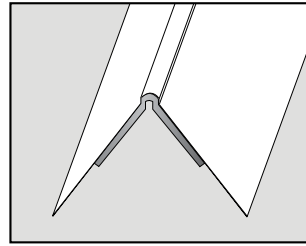
MUD SET BEADS






Mud Locks cover entire flange.

Versus



Smooth exposed metal has minimal bond to mud. Only the short paper tabs hold the bead on the wall.



TRIM-TEX MUD SET BEADS ARE DESIGNED TO BE INSTALLED WITH ALL PURPOSE DRYWALL COMPOUNDS.

Set Back the Drywall for Rigid Corner Bead or Bullnose as shown to the right.

Why switch from Paper Faced Beads?

No denting - No blistering or paper fuzzing - No mold or rust issues – Mud Set Beads are the only product with patented Mud Locks and self leveling micro perforations.

How does pricing compare?

Trim-Tex Mud Set Beads are less than paper faced metal beads and significantly lower than flocked or paper covered composite beads. Trim-Tex's 100% Rigid Vinyl construction assures zero pre-installation or jobsite damage.

Does it use more drywall compound?

It depends which tape-on bead you're comparing to, and how they are installed. Tape-on beads can trap excess compound under the paper flange, raising the bead off the wall and using more compound on all coats. Mud Set Beads feature a combination of micro perforations and Mud Locks to provide the exact amount of compound needed; securely bonding the bead to the drywall. No excess. No waste.

Is it compatible with any current hopper?

Yes. But on the Strait-Flex hopper, use the bullnose inserts for both Bullnose and Rigid 90° Mud Set Beads.

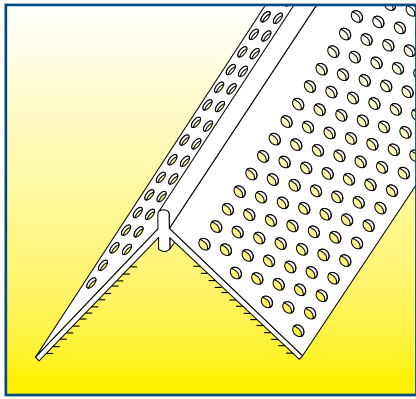
What about rollers?

Most rollers are compatible, however, we recommend using Trim-Tex Pro Series Roller Tools (#385) because our simple one roller combo tool is designed to perfectly center and embed our beads with one up and down motion. Other company's tools will work, however, they are designed to embed paper flanges rather than plastic mud locks.

Is it guaranteed?

Trim-Tex guarantees the product will not edge crack or fail (with proper installation). Our guarantee is simple. If you are not 100% satisfied with the performance of Mud Set Beads, we will refund you 150% of your purchase price.

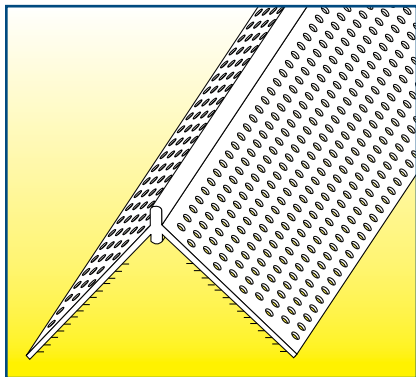
6 Mud Set Beads *New*



Mud Set Rigid Corner Bead

- I-Beam is 3 times more rigid than standard vinyl corner bead & creates a sharper corner
- Compatible with all hoppers and most roller tools
- Mud Lock technology assures no cracks or call backs, guaranteed
- Features wider mud legs than our standard corner bead; a full 1 3/8" wide

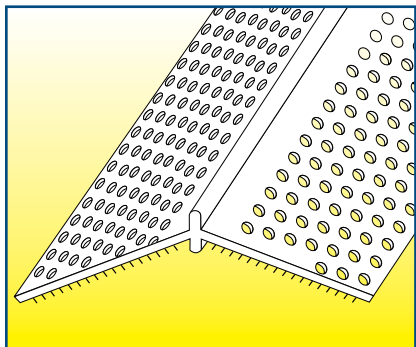
STOCK No.	LENGTH	Pcs. PER BOX
MSR008	8'	40
MSR009	9'	40
MSR010	10'	40
MSR012	12'	40



Mud Set Rigid Jumbo Corner Bead

- All the advantages of Mud Set Rigid Corner Bead in a larger Jumbo size.
- Perfect for soffits, balconies or whenever a long, straight run of bead is needed.
- Extra wide 1 3/4" mud legs easily finish two layers of 5/8" drywall.

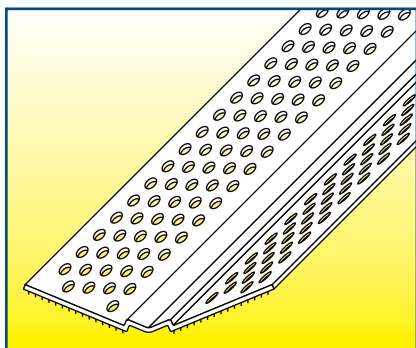
STOCK No.	LENGTH	Pcs. PER BOX
MSRJ08	8'	35
MSRJ09	9'	35
MSRJ10	10'	35
MSRJ12	12'	35



Mud Set Adjustable Splayed Corner

- Features our patented mud lock technology, rigid I-beam design as well as adjustable mud legs.
- The product fits a standard 135° outside angle and the adjustable mud legs allow the product to flex into tighter or larger angles to adjust for imperfect framing.

STOCK No.	LENGTH	Pcs. PER BOX
MSRS08	8'	40
MSRS10	10'	40
MSRS12	12'	40



Mud Set Adjustable Inside Corner

- Features our patented Mud Lock technology and engineered hole pattern that allows the bead to quickly self level.
- Unique design allows it to adjust from a 70° inside corner to a 150° inside corner.

STOCK No.	LENGTH	Pcs. PER BOX
MS4308	8'	50
MS4309	9'	50
MS4310	10'	50

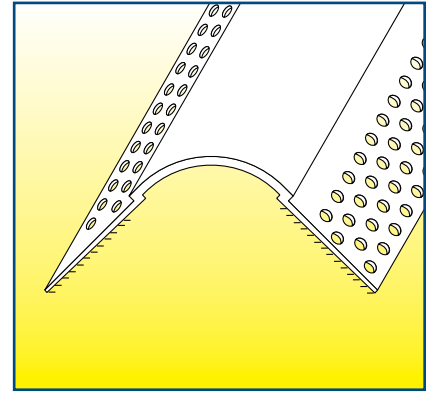
Quick and Easy Installation Instructions



Mud Set 3/4" R. Bullnose Corner Bead

- Superior corner bead at a lower cost, featuring patented Mud Lock technology with 350% more bonding surface
- Will not dent, blister or fuzz up and absorbs extreme impact
- Engineered hole pattern allows excess mud to flow through & quickly self level the bead, saving time & materials
- Mud Set Bullnose Corner Bead perfectly matches all 3/4" Bullnose Archways, Accessories & Tools
- Rust proof rigid vinyl bead does not promote mold growth

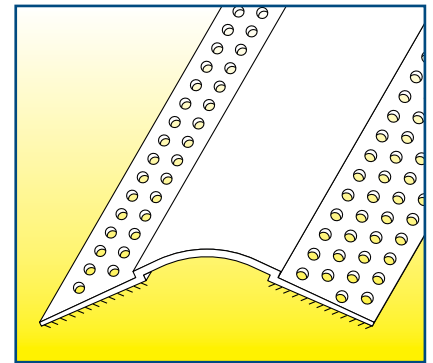
STOCK No.	LENGTH	Pcs. PER BOX
MS7008	8'	40
MS7009	9'	40
MS7010	10'	40
MS7012	12'	40



Mud Set Adjustable Splayed Bullnose

- Features our patented mud lock technology as well as adjustable mud legs.
- The product fits a standard 135° outside angle and the adjustable mud legs allow the product to flex into tighter or larger angles to adjust for imperfect framing.


STOCK No.	LENGTH	Pcs. PER BOX
MS7308	8'	40
MS7310	10'	40
MS7312	12'	40



Pro Series 4 in 1 Roller Kit

- The Pro Series 4 in 1 Roller Kit is exclusively designed to install Trim-Tex Mud Set Beads.
- The 4 in 1 design features two roller heads mounted on two 48" lightweight aluminum poles.
- One roller will install the 90° Mud Set Rigid Corner Bead and Bullnose and the other roller will install the Splayed versions of these products.

STOCK No.	Pcs. PER BOX
385	1



Pro Series 4 in 1 Hopper

- Saves joint compound and reduces mess.
- Rugged polypropylene resin container resists dents and dings
- Weighs under 5lbs

STOCK No.	Pcs. PER BOX
390	1



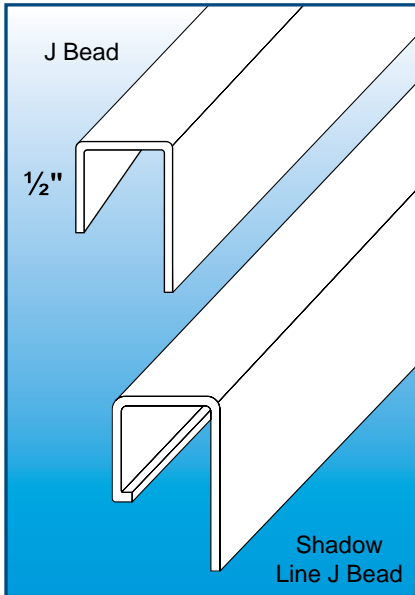
Pro Series 4 in 1 Hopper Stand

- The Pro Series Hopper Stand is specifically designed for the Trim-Tex Pro Series 4 in 1 Hopper.
- Stable & sturdy, the Pro Series Hopper Stand allows you to coat beads without having to bend down excessively

STOCK No.	Pcs. PER BOX
391	1



8 J Beads & L Beads



J BEAD

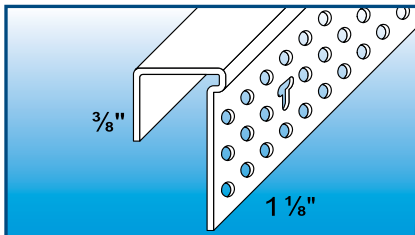
- Use J Bead to finish rough drywall ends and under all door and window encasements.
- Trim-Tex's first product that launched rigid vinyl into the drywall industry 40 years ago.

STOCK No.	SIZE	LENGTH	Pcs. PER BOX
2008	1/4"	8'	50
2010	1/4"	10'	50
1008	3/8"	8'	50
1010	3/8"	10'	50
1108	1/2"	8'	50
1110	1/2"	10'	50
1112	1/2"	12'	50
1208	5/8"	8'	50
1210	5/8"	10'	50
1212	5/8"	12'	50
2408	3/4"	8'	50
2410	3/4"	10'	50
2510	7/8"	10'	35
2608	1"	8'	35
2610	1"	10'	35

SHADOW LINE J BEAD

- Use Shadow Line J Bead to form a distinctive edge along the drywall for a modern look.

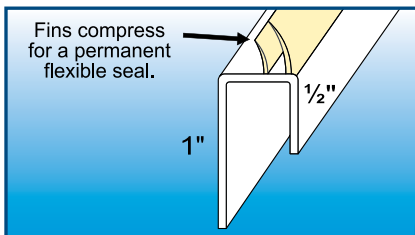
STOCK No.	SIZE	LENGTH	Pcs. PER BOX
1308	1/2"	8'	50
1310	1/2"	10'	50
1408	5/8"	8'	50
1410	5/8"	10'	50



MUD ON J BEAD

- Mud on J Bead is designed for butting drywall to other substrates such as masonry, glass, doors & windows.
- Perfect for skylight shafts

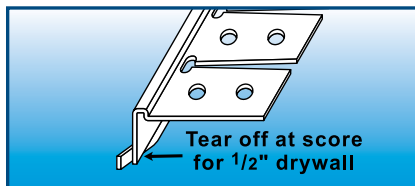
STOCK No.	SIZE	LENGTH	Pcs. PER BOX
1708	1/2"	8'	50
1710	1/2"	10'	50
1808	5/8"	8'	50
1810	5/8"	10'	50



SUPER SEAL J BEAD

- Super Seal J Bead has 2 flexible fins that compress to form a permanent flexible seal against windows and doors.

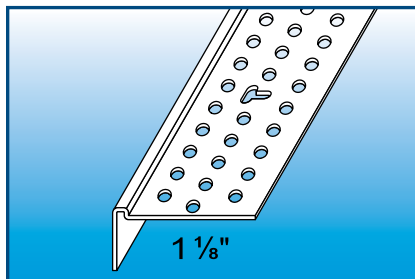
STOCK No.	SIZE	LENGTH	Pcs. PER BOX
1510	1/2"	10'	30
1610	5/8"	10'	30



ARCHWAY L BEAD

- Trim-Tex always strives to design products that are unique and user friendly. We continue this proud tradition with Archway L Bead. Especially useful for finishing columns and free-form drywall art.

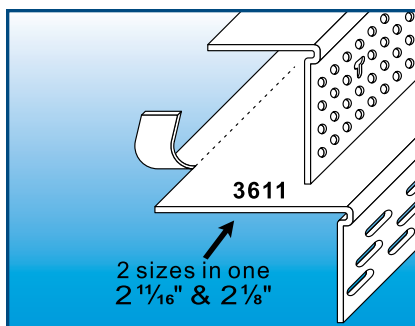
STOCK No.	SIZE	LENGTH	Pcs. PER BOX
3299	1/2" & 5/8"	10'	50
3299M	1/2" & 5/8"	10'	20



L BEAD

- Trim-Tex, the pioneer of vinyl L Beads, offers the largest assortment of L Beads in the industry to fit your finishing needs.
- 3210S Special L Bead is designed to be used with 1/2 inch deep Shadow Bead to create a floating expansion reveal.

STOCK No.	SIZE	LENGTH	Pcs. PER BOX
3206	3/8"	10'	80
3208	1/2"	8'	80
3210M	1/2"	10'	20
3210	1/2"	10'	80
3210S	7/16"	10'	50
3308	5/8"	8'	80
3310M	5/8"	10'	20
3310	5/8"	10'	80



OVERSIZED L BEADS

- Oversized L Beads are designed as a labor saving system for finishing window returns and other details.
- 3/4"-1 1/4" beads now match the larger L Beads by including a longer 1 3/8" mud leg.

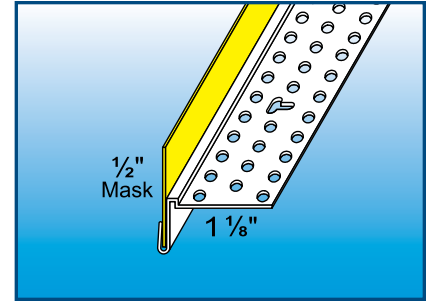
STOCK No.	SIZE	LENGTH	Pcs. PER BOX
3408	3/4"	8'	50
3410	3/4"	10'	50
3508	1"	8'	50
3510	1"	10'	50
3608	1 1/4"	8'	50
3610	1 1/4"	10'	50
3650	1 1/2"	10'	50
3611	2 11/16" & 2 1/8"	10'	30

PULLAWAY™ L BEAD

- Patented Pullaway L Bead sets the new standard in finishing drywall. The masking strip extends out 1/2" providing the widest area of protection in the industry.
- The pullaway strip is a masking as well as a guide for the taping knife. Use for butting drywall to other substrates.

STOCK No.	SIZE	LENGTH	Pcs. PER BOX
3008	1/2"	8'	35
3010	1/2"	10'	35
3012	1/2"	12'	35
3110	5/8"	10'	35

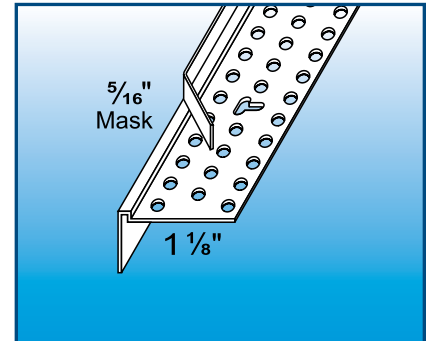
U.S. PATENT #5,243,797



TEAR AWAY™ L BEAD

- Comes with a full 5/16" tear-off leg that is one of the largest in the industry.
- The tear-off leg acts as a guide for the taping knife as well as a protective masking for mudding and painting.
- When finished, simply tear off the leg for a clean, sharp look.
- 9010 & 9110 now available in a greener, money saving bulk size

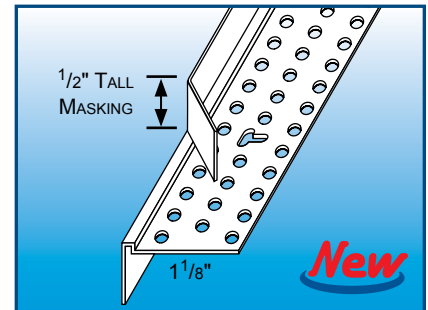
STOCK No.	SIZE	LENGTH	Pcs. PER BOX
9002	1/4"	10'	50
9004	3/8"	10'	50
9008	1/2"	8'	50
9010	1/2"	10'	50
9010-BULK	1/2"	10'	100
9012	1/2"	12'	50
9108	5/8"	8'	50
9110	5/8"	10'	50
9110-BULK	1/2"	10'	100
9310	1 1/4"	10'	25



TEAR AWAY™ XT (EXTRA TALL MASKING) L BEAD

- Comes with a full 1/2" tear off leg.
- Extra tall masking provides additional protection to your substrates from mud and paint
- When finished, simply tear off the masking leg for a clean, sharp look.

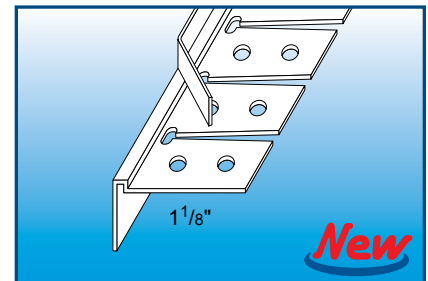
STOCK No.	SIZE	LENGTH	Pcs. PER BOX
9010XT	1/2"	10'	30
9110XT	5/8"	10'	30



ARCHWAY TEAR AWAY™ L BEAD

- The tear off leg acts as a guide for the taping knife as well as a protective masking for mudding and painting.
- Perfect for layering details Archway Tear Away is available for 1/2" and 5/8" drywall.

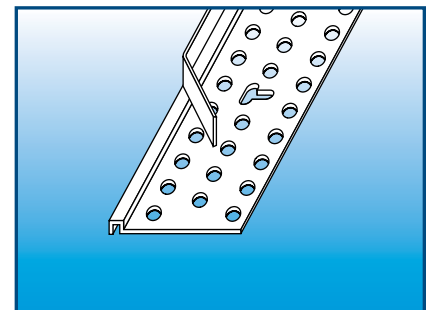
STOCK No.	SIZE	LENGTH	Pcs. PER BOX
9050	1/2"	10'	20
9150	5/8"	10'	20



FLAT TEAR AWAY™ L BEAD

- Flat Tear Away is designed for areas where the drywall has been butted too close to slip the return leg behind the drywall.

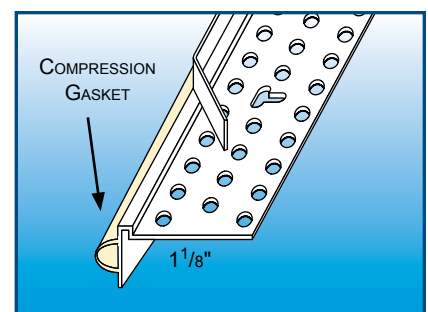
STOCK No.	SIZE	LENGTH	Pcs. PER BOX
9000	FLAT	10'	50



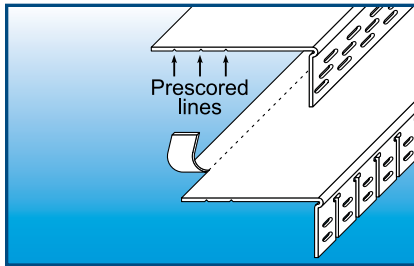
SUPER SEAL TEAR AWAY™ L BEAD

- Use on all windows and doors for insulation.
- The Super Seal Tear Away 5/16" semi round gasket compresses upon installation to form a permanent seal that effectively reduces sound transmission, replaces caulk and provides structural relief at the panel perimeter.

STOCK No.	SIZE	LENGTH	Pcs. PER BOX
9210	3/8"	10'	25



10 Super, Giant, Regular & Bullnose L Beads



SUPER L BEAD

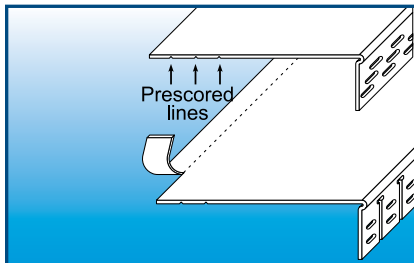
- Has a 3 1/8" return leg, and is pre-scored at 2 5/8", 2 1/8" and 1 5/8".
- For sizes in between, use Finish Trim. See below.

STOCK No.	LENGTH	Pcs. PER BOX
3708	8'	30
3710	10'	30
3712	12'	30

SUPER ARCHWAY L BEAD

- Designed with notches allowing it to conform to any arch window.
- Prescored the same as Super L Bead.

STOCK No.	LENGTH	Pcs. PER BOX
3808	8'	30
3810	10'	30



GIANT L BEAD

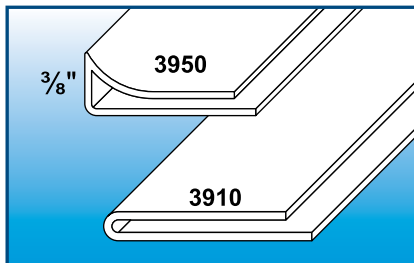
- Giant L Bead has a 5 5/8" return leg and is pre-scored at 4 13/16", 4 5/16" and 3 13/16".
- For sizes in between, use Finish Trim. See below.

STOCK No.	LENGTH	Pcs. PER BOX
3850	10'	20
3852	12'	20

GIANT ARCHWAY L BEAD

- Designed with notches allowing it to conform to any arched window.
- Prescored the same as Giant L Bead.

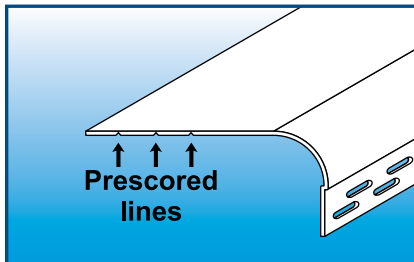
STOCK No.	LENGTH	Pcs. PER BOX
3860	10'	20



FINISH TRIMS

- Both slip over trims are 1" wide and designed to be used in conjunction with any Trim-Tex L Bead.
- Cut the L Bead to the desired size and slip into the Finish Trim. You create a custom size L Bead.
- 3/8" Tall Finish Trim is designed to help conceal framing gaps as wide as 3/8".

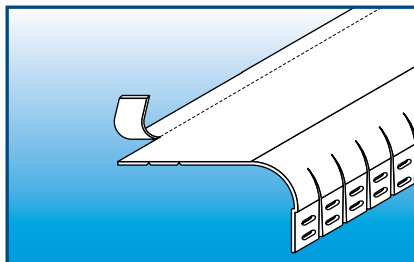
STOCK No.	LENGTH	Pcs. PER BOX
3910	10'	30
3950	10'	30



3/4" R. BULLNOSE SUPER L BEAD

- Has a 3 1/8" return leg and is prescored at 2 5/8", 2 1/8" and 1 5/8".
- For sizes in between, use Finish Trim.

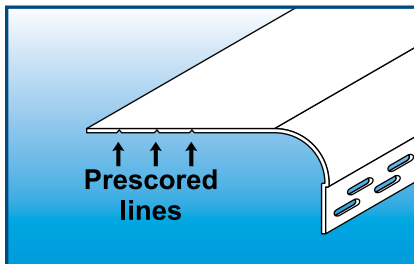
STOCK No.	LENGTH	Pcs. PER BOX
7608	8'	30
7610	10'	30



3/4" R. BULLNOSE SUPER ARCHWAY L BEAD

- Designed with notches allowing it to conform to any arched window.
- Prescored the same as Bullnose Super L Bead.

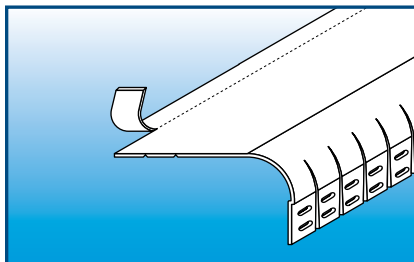
STOCK No.	LENGTH	Pcs. PER BOX
7710	10'	30



3/4" R. BULLNOSE GIANT L BEAD

- Giant L Bead has a 5 1/2" return leg and is prescored at 4 13/16", 4 5/16" and 3 13/16".

STOCK No.	LENGTH	Pcs. PER BOX
7750	10'	20



3/4" R. BULLNOSE GIANT ARCHWAY L BEAD

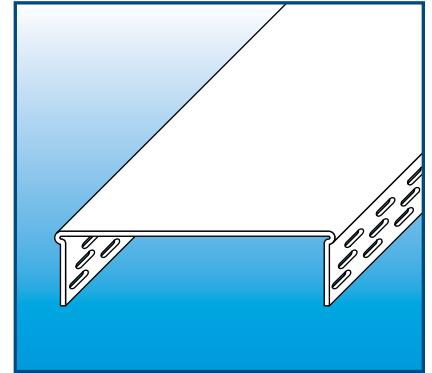
- Designed with notches allowing it to conform to any arched window.
- Prescored the same as Bullnose Giant L Bead.

STOCK No.	LENGTH	Pcs. PER BOX
7760	10'	20

FAST CAP™

- In one easy application you can finish doorways, wall ends, kneewalls, and closets. Fast Cap can be used with 2 X 4 wood or 3 5/8" metal studs.
- Fast Cap eliminates the need for two Corner Beads.
- 4481 is precut for standard closet enclosures, eliminating waste.
- 4 5/8" Fast Cap is designed for wood studs only.
- 4 7/8" Fast Cap can be used with wood or metal studs.

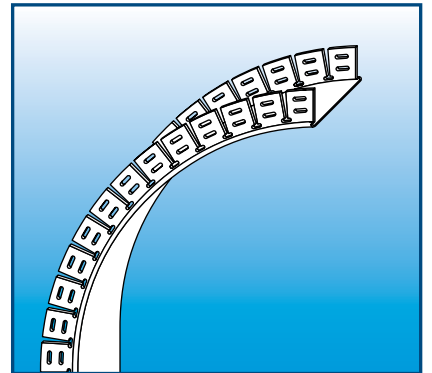
STOCK No.	SIZE	LENGTH	PCS. PER BOX
4481	4 5/8"	81 1/4"	10
4408	4 5/8"	8'	10
4410	4 5/8"	10'	10
4508	4 7/8"	8'	10
4510	4 7/8"	10'	10



ARCHWAY FAST CAP™

- Archway Fast Cap is the ultimate way to finish archways, eliminating drywall, plywood or foam, and two Corner Beads.
- Available in a convenient 18' length to allow you to finish an arched doorway in one piece.
- Flexes easily to most free form curves and arches as small as 15" minimum inside or 28" minimum outside radius.
- 4 5/8" Fast Cap is designed for wood studs only.
- 4 7/8" Fast Cap can be used with wood or metal studs.

STOCK No.	SIZE	LENGTH	PCS. PER BOX
4608	4 5/8"	8'	10
4610	4 5/8"	10'	10
4618	4 5/8"	18'	2
4710	4 7/8"	10'	10



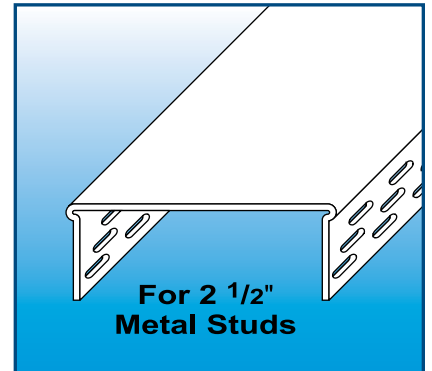
WALL FAST CAP FOR 2 1/2" METAL STUDS

- Same great features as our regular Fast Cap.
- Designed to be used with 2 1/2" metal studs.

STOCK No.	SIZE	LENGTH	PCS. PER BOX
4883	3 1/2"	10'	10
4810	3 3/4"	10'	10

Available in two widths:

- 3 1/2" Fast Cap for 2 1/2" metal stud and 2 pieces of 1/2" drywall
- 3 3/4" Fast Cap for 2 1/2" metal stud and 2 pieces of 5/8" drywall



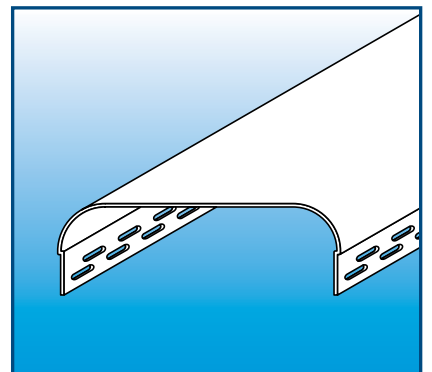
3/4" R. BULLNOSE FAST CAP™

- Same great features as our standard Fast Cap in our 3/4" R. Bullnose style.

Available in two widths:

- 4 5/8" to fit 1 regular stud and 2 pieces of 1/2" drywall.
- 4 7/8" to fit 1 regular stud and 2 pieces of 5/8" drywall.

STOCK No.	SIZE	LENGTH	PCS. PER BOX
7808	4 5/8"	8'	8
7810	4 5/8"	10'	8
7910	4 7/8"	10'	8



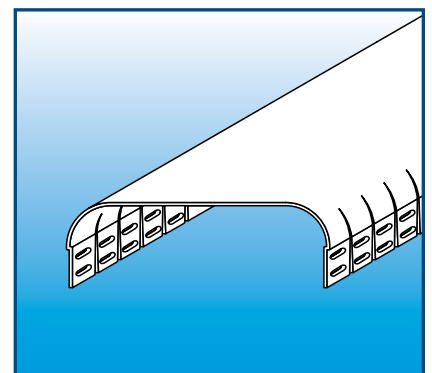
3/4" R. BULLNOSE ARCHWAY FAST CAP™

- Bullnose Archway Fast Cap is the labor saving way to finish arches, eliminating drywall and corner beads.

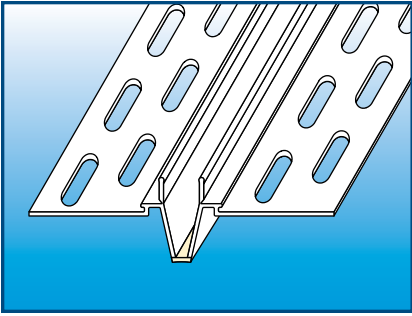
Available in two widths:

- 4 5/8" to fit 1 regular stud and 2 pieces of 1/2" drywall.
- 4 7/8" to fit 1 regular stud and 2 pieces of 5/8" drywall.

STOCK No.	SIZE	LENGTH	PCS. PER BOX
7828	4 5/8"	8'	8
7820	4 5/8"	10'	8
7830	4 7/8"	10'	8



12 Commercial Products

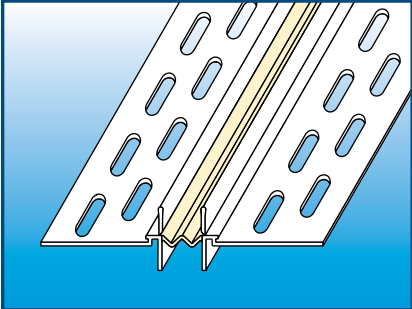


093V™ EXPANSION

- Superior Expansion Control, Twice the Movement of Zinc, Cleaner & Easier to Use & Half the Price.
- Deep rigid PVC "V" is joined at the bottom with a flexible connection allowing a full 1/4" in controlled movement.
- Rust proof, high impact, dent resistant rigid vinyl eliminates expensive jobsite damage
- Tear off strips act as a guide for your taping knife and protect the center from mud.

STOCK No.	LENGTH	Pcs. PER BOX
093V	10'	20

U.S. PATENT #5,477,643

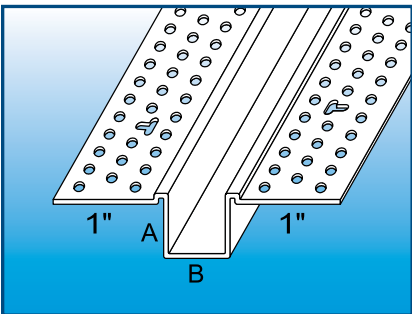


HIDEAWAY™ EXPANSION

- This low profile expansion joint eliminates the exposed "V" that other joints leave. The soft center "W" flexes and bends as the structure expands and contracts.
- Tear off strips act as a guide for your taping knife and protect the center from mud.

STOCK No.	LENGTH	Pcs. PER BOX
2710	10'	25

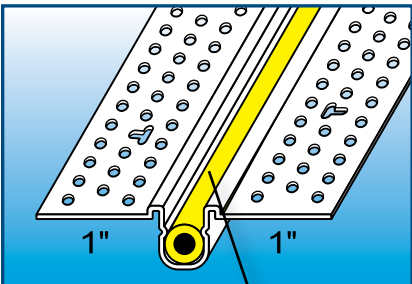
U.S. PATENT #5,477,643



REVEAL BEAD

- Reveal Beads are used to create a 1/2", 5/8" and 1/4" deep reveal in the drywall and are available in multiple widths.
- Reveal is perfect for creating fine line details and can be flexed to conform to curving walls, soffits and columns.
- 1/4" x 1/4" reveal can be used with the 1/4" decorative insert shown below.

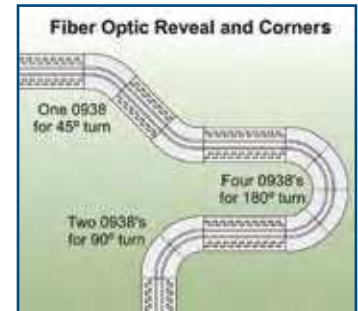
STOCK No.	AxB SIZE	LGTH	Pcs. PER BOX
5150	1/4"x1/4"	10'	30
5108	1/2"x1/2"	8'	20
5110	1/2"x1/2"	10'	20
5208	1/2"x3/4"	8'	15
5210	1/2"x3/4"	10'	15
5308	1/2"x 1"	8'	15
5310	1/2"x 1"	10'	15
5320	5/8"x1/2"	10'	15
5330	5/8"x3/4"	10'	15
5340	5/8"x 1"	10'	12
5350	5/8"x 2"	10'	10



3/8" FIBER OPTIC REVEAL

- This Reveal can be used with either 1/2" or 5/8" drywall. Special ridges are designed into the product allowing the fiber optic cable or decorative insert to be snapped in and securely held in place.


STOCK No.	LENGTH	Pcs. PER BOX
5130	10'	20



3/8" FIBER OPTIC 45° CORNER

- Fiber optic cabling must make gradual turns to maintain a uniform look. To achieve this, Trim-Tex has designed the 45° Fiber Optic Corner. This allows the cabling to make a turn on a gradual 3" radius. The part also includes score marks on the back side, that when cut, allow you to stack the parts together to make a 90° corner or a full U-Turn.
- Can also be used with the 3/8" decorative insert shown below.

STOCK No.	Pcs. PER BOX
0938M	10
0938	25



DECORATIVE REVEAL INSERTS (AVAILABLE IN 6 COLORS)

- Use the 3/8" Decorative Insert with our fiber optic reveal (Stock# 5130).
- Use the 1/4" Decorative Insert with our 1/4" x 1/4" reveal (Stock# 5150).
- More colorful than lights at 1/20th the price.

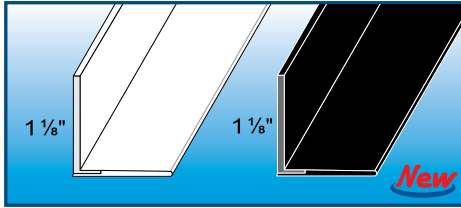
STOCK No.	SIZE	LENGTH	Pcs. PER BOX
0513-COLOR	3/8"	100' ROLL	1
0515-COLOR	1/4"	100' ROLL	1

CUSTOM COLORS AVAILABLE. CALL FOR DETAILS.



BLACK & WHITE FLEX GRID ANGLE™

- The ultimate way to finish an acoustical ceiling terminating at any curved wall or surface.
- Will finish columns 5 1/2" radius or larger. 8158 & 8178 will finish a minimum inside radius of 60".
- For inside radii as small as 18", use 8159 or 8179.
- UV stabilized



WHITE

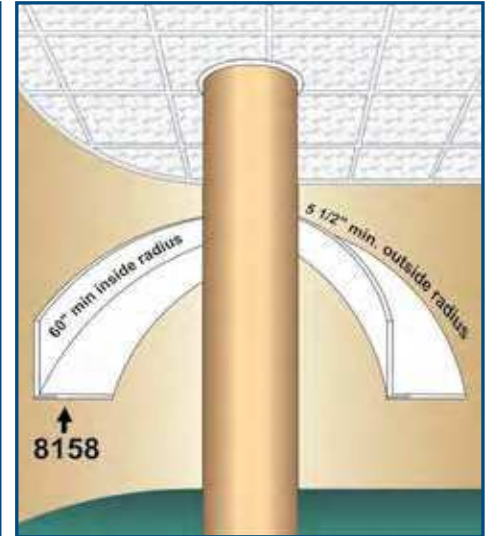
STOCK No.	SIZE	LENGTH	Pcs. PER BOX
8158M	7/8"	8'	10
8158	7/8"	8'	63
8159M	9/16"	8'	10
8159	9/16"	8'	63

U.S. PATENT #5,481,845

BLACK

STOCK No.	SIZE	LENGTH	Pcs. PER BOX
8178M	7/8"	8'	10
8178	7/8"	8'	63
8179M	9/16"	8'	10
8179	9/16"	8'	63

U.S. PATENT #5,481,845



SHADOW BEAD

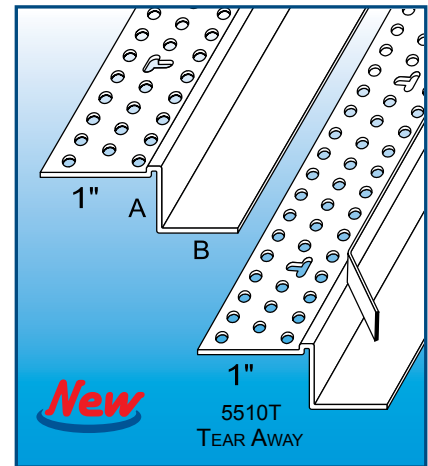
- Shadow Bead is used to create a reveal effect when butting up to door jambs, base trim, ceilings, light boxes and other interior architectural components.
- 1/2" deep shadow can be used with 7/16" L Bead (Stock #3210S) to create a floating reveal. The floating reveal looks the same as our regular reveal, except that it works as the ultimate expansion joint in commercial applications.

TEAR AWAY SHADOW BEAD

- Our 1/2" x 1/2" shadow bead comes with a convenient tear off masking strip.

STOCK No.	AxB SIZE	LGTH	Pcs. PER BOX
5410	1/2"x1/4"	10'	50
5508	1/2"x1/2"	8'	50
5510	1/2"x1/2"	10'	50
5610	1/2"x3/4"	10'	50
5650	1/2"x 1"	10'	50
5710	5/8"x1/4"	10'	50
5808	5/8"x1/2"	8'	50
5810	5/8"x1/2"	10'	50
5908	5/8"x3/4"	8'	50
5910	5/8"x3/4"	10'	50
6010	5/8"x5/8"	10'	50

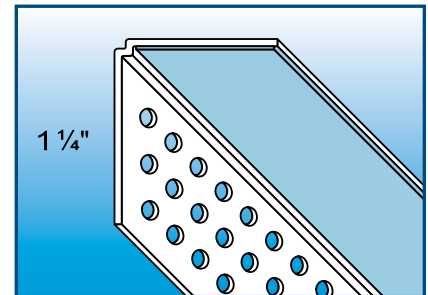
STOCK No.	AxB SIZE	LGTH	Pcs. PER BOX
5510T	1/2"x1/2"	10'	25



MUD ON™ CEILING BEAD

- Use wherever a new wall is butted to an existing drop ceiling.
- Available in 7/8" or 9/16" with a peel off protective masking that protects the visible flange from compound and paint for easy clean up.
- UV stabilized

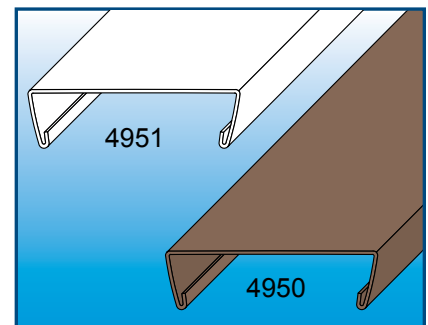
STOCK No.	SIZE	LENGTH	Pcs. PER BOX
5008	7/8"	8'	80
5010M	7/8"	10'	20
5010	7/8"	10'	80
5012	7/8"	12'	80
5020M	9/16"	10'	20
5020	9/16"	10'	80



SNAP CAP™

- Snap Cap is stocked in bronze and white to approximate existing window tints.
- Snap Cap is used to finish wall ends that terminate at a window. Snap-on design for quick, easy installation without mudding.
- Specially designed to be two sizes in one.
- 4963 for 1/2" & 5/8" drywall on a 2 1/2" stud.
- 4950 & 4951 for 1/2" & 5/8" drywall on a 3 5/8" stud.

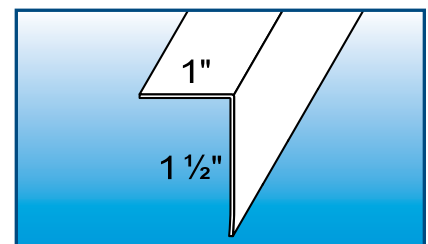
STOCK No.	SIZE	LENGTH	Pcs. PER BOX
4963(BRONZE)	3 7/8"	10'	10
4950(BRONZE)	5"	10'	10
4951(WHITE)	5"	10'	10



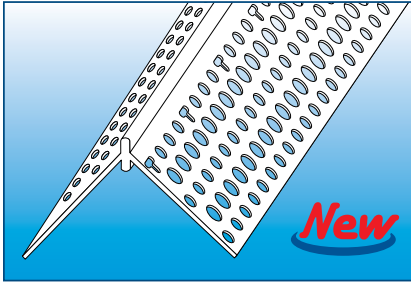
DRIVE IN BEAD

- Drive In Bead is an inexpensive way of finishing office partition walls. Drive In Bead is available in white and bronze.

STOCK No.	LENGTH	Pcs. PER BOX
8250 (WHITE)	10'	30
8254 (BRONZE)	10'	30



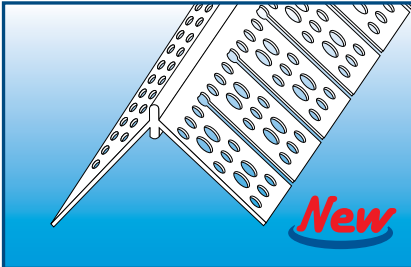
14 Corner Beads



RIGID CORNER BEAD

- Features patented I Beam Technology for the most rigid vinyl corner bead ever available.
- I Beam nose creates a sharp distinctive outside corner that is easier to mud and creates crisp paint transitions.
- Installs easily with staples and/or 847 Spray Adhesive.


STOCK No.	LENGTH	Pcs. PER BOX
R008	8'	40
R009	9'	40
R010	10'	40
R012	12'	40



RIGID ARCHWAY CORNER BEAD

- Designed with a sharp nose to perfectly match the Mud Set Rigid Corner Bead.
- The I-beam nose combined with the exclusive T arch punch results in the sharpest, smoothest corners you've ever seen.
- Rigid Arch installs easily with staples and/or 847 Spray Adhesive.

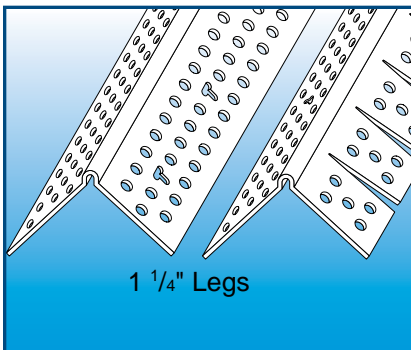
STOCK No.	LENGTH	Pcs. PER BOX
RA08	8'	40
RA10	10'	40
RA12	12'	40



ARCH PLUS 90° COMBO BEAD

- Two Products in One
- Straight Outside Corner becomes an Archway Bead by simply removing Tear Away Strip.
- Exclusive T Shaped Arch Punch for Smoother Arches
- Can Finish an 18" Outside Radius or a 10" Inside Radius
- Made of Dent Resistant PVC that will never rust

STOCK No.	LENGTH	Pcs. PER BOX
4058	8'	40
4059	9'	40
4050	10'	40



CORNER BEAD

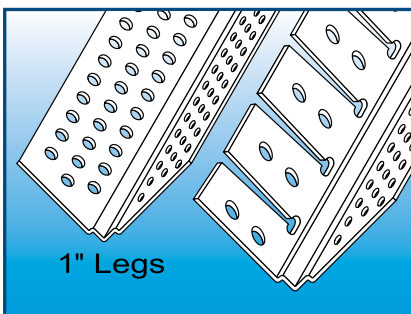
- Made of rigid vinyl, Trim-Tex Corner Bead creates a rust proof, dent resistant finished corner.
- The intricate pattern of holes allows mud to penetrate through the bead to the drywall. The bead becomes part of the wall.

STOCK No.	LENGTH	Pcs. PER BOX
4008	8'	50
4009	9'	50
4010	10'	50
4012	12'	50

ARCHWAY CORNER BEAD

- Archway Corner Bead is the ideal bead for finishing archways and free flowing curved forms.
- Engineered arch tabs allow you to go from a 10" inside radius to an 18" outside radius.

STOCK No.	LENGTH	Pcs. PER BOX
4108	8'	50
4110	10'	50
4112	12'	50



90° INSIDE CORNER BEAD

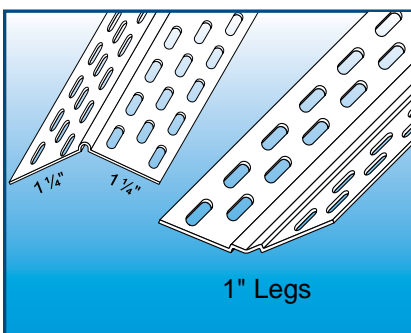
- 90° Inside Corner Bead is designed to give you perfectly straight, sharp inside corners every time. Use Inside Corner for finishing wall niches quickly and easily.

STOCK No.	LENGTH	Pcs. PER BOX
4358	8'	40
4350	10'	40

90° ARCHWAY INSIDE CORNER BEAD

- The Archway Inside Corner can go from a 36" inside to a 36" outside radius.
- Great for curved walls

STOCK No.	LENGTH	Pcs. PER BOX
4150M	10'	10
4150	10'	40



SPLAYED CORNER BEAD

- An outside corner that can be flexed to fit unusual outside corner angles from 120° to 140°.
- The industry's best seller is the finest off-angle corner bead.

STOCK No.	LENGTH	Pcs. PER BOX
4208	8'	50
4209	9'	50
4210	10'	50

ADJUSTABLE INSIDE CORNER BEAD

- Adjustable Inside Corner produces over 20 million ft. per year of the straightest, sharpest inside lines that no taped corner could match.
- Unique design allows it to adjust from a 70° inside corner to a 150° inside corner.

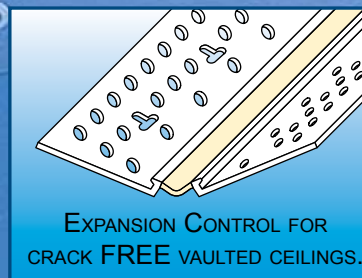
STOCK No.	LENGTH	Pcs. PER BOX
4308	8'	70
4309	9'	70
4310M	10'	20
4310	10'	70

Magic Corner Expansion Bead

- Trim-Tex Magic Corner's exclusive expansion control eliminates edge cracking on all off-angle walls and vaulted ceilings.
- Use on any inside corner where movement is an issue to prevent cracks.
- Also available in a convenient kit complete with 100' of magic corner, 1 can of 847 spray & installation tool.
- Used in over 3 million homes



U.S. PATENT #5,313,755



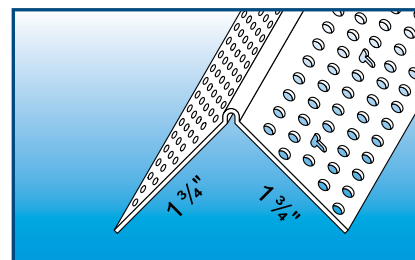
EXPANSION CONTROL FOR
CRACK FREE VAULTED CEILINGS.

STOCK No.	LENGTH	Pcs. PER BOX
4368	8'	50
4369	9'	50
4366	10'	50
4325	250'	1
4325K	100', 1 CAN 847 SPRAY	1

JUMBO CORNER BEAD

- Jumbo Corner Bead comes with extra wide mud legs; a full 1 3/4". Large enough for finishing two layers of 5/8" drywall.
- Jumbo Corner Bead applied with Trim-Tex 847 Spray Adhesive and stapled will help prevent cracking on lofts, balconies and all bridging.
- Perfect for higher traffic areas

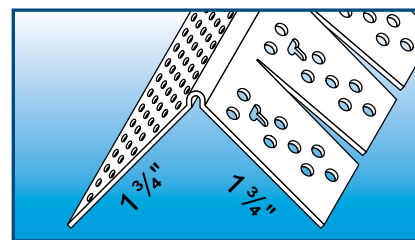
STOCK No.	LENGTH	Pcs. PER BOX
J008	8'	40
J009	9'	40
J010	10'	40
J012	12'	40



JUMBO ARCHWAY CORNER BEAD

- Jumbo Archway Corner Bead comes with all the great features of Jumbo Corner Bead.
- Great for finishing arches and other curved forms.

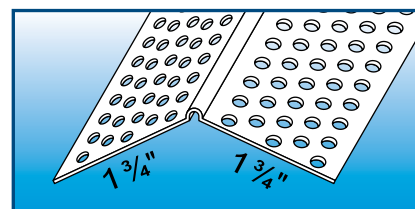
STOCK No.	LENGTH	Pcs. PER BOX
JA10	10'	40



JUMBO SPLAYED CORNER BEAD

- The bead is formed for a true 135° splayed outside corner, but can be adjusted in the field without any tools to fit most splayed outside angles.
- The mud flanges are a full 1 3/4" wide.

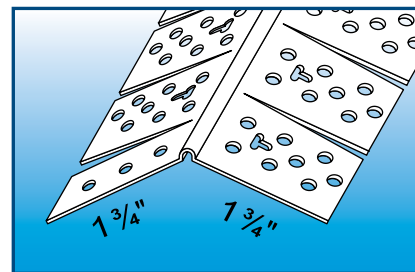
STOCK No.	LENGTH	Pcs. PER BOX
JS10	10'	40



JUMBO DOUBLE ARCHWAY SPLAYED CORNER BEAD

- This bead is designed to finish irregular splayed arch corners. Common applications include eyebrow windows or barrel vaults intersecting a cathedral ceiling, and groin vaulted ceiling details with a multitude of intersecting arches.
- The mud flanges are a full 1 3/4" wide.

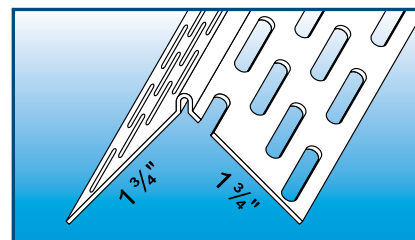
STOCK No.	LENGTH	Pcs. PER BOX
JSA10M	10'	20
JSA10	10'	40



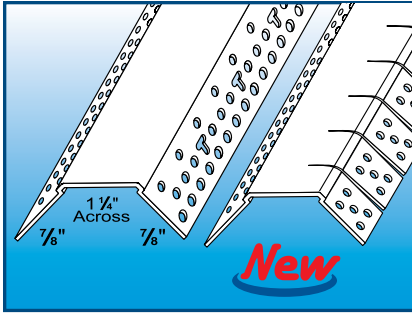
SKIM COAT PLASTER CORNER BEAD

- Skim Coat Corner Bead is designed to be used with skim coat veneers and EIFS. It is specially formulated with extra impact modifiers and UV stabilizers for exterior and interior use.
- Tall 0.1" mud bump for skim coat or for L-5 finishing requirements.

STOCK No.	LENGTH	Pcs. PER BOX
S010	10'	40



16 Chamfer Beads



CHAMFER BEAD™


- The chamfered edge softens the room while maintaining the crisp look of a square corner.
- The rigid vinyl corner is also safer than a sharp square metal corner.

STOCK No.	LENGTH	Pcs. PER BOX
9508	8'	30
9509	9'	30
9510	10'	30

CHAMFER ARCH™

- Designed to perfectly fit our 9510 Chamfer Bead
- Can finish an inside radius as small as 18"
- Notched to conform to archways and curves

STOCK No.	LENGTH	Pcs. PER BOX
9558	8'	30
9559	9'	30
9550	10'	30



350 CHAMFER BEAD™

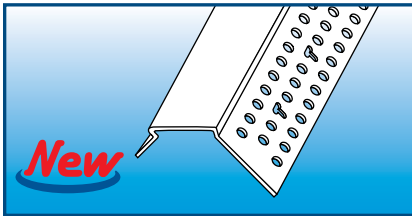
- The same great look of our standard Chamfer Bead in a narrower, more subtle 3/4" wide profile.

STOCK No.	LENGTH	Pcs. PER BOX
9608	8'	30
9609	9'	30
9610	10'	30

350 CHAMFER ARCH™

- The 350 Chamfer Arch is designed to perfectly match our new 350 Chamfer Bead.

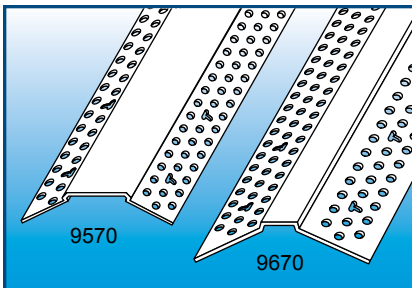
STOCK No.	LENGTH	Pcs. PER BOX
9650	10'	30



CHAMFER KERFED

- Available for 1/2" or 5/8" drywall.
- The chamfer kerfed can be used to finish windows and doors with kerfed channels.
- Complements either chamfer bead or 350 chamfer bead.

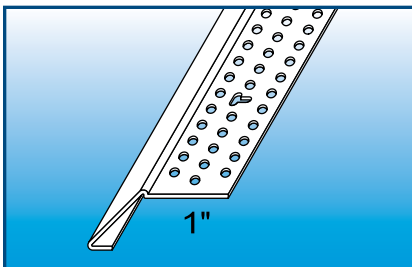
STOCK No.	SIZE	LENGTH	Pcs. PER BOX
9589	1/2"	9'	30
9580	1/2"	10'	30
9599	5/8"	9'	30
9590	5/8"	10'	30



CHAMFER SPLAYED™ & 350 CHAMFER SPLAYED™

- Our Chamfer Bead and 350 Chamfer Bead are now available in a splayed version to fit standard 135° outside corners.

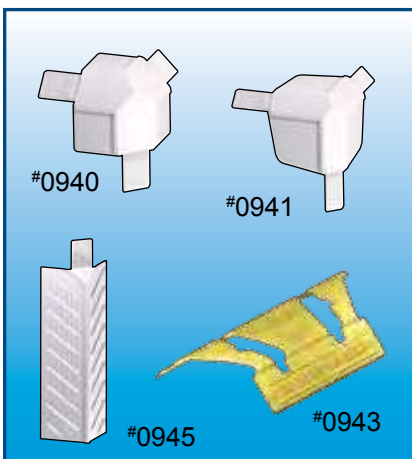
STOCK No.	LENGTH	Pcs. PER BOX
9570	10'	20
9670	10'	20



CHAMFER STOP™

- Chamfer Stop is designed to be installed after the drywall. There is no need to wrap the bead behind the drywall.
- Use Chamfer Stop for creating beautiful multilayer drywall effects. Instead of wood moldings, Chamfer Stop is perfect for finishing windows and doors.

STOCK No.	SIZE	LENGTH	Pcs. PER BOX
9530M	1/2"	10'	10
9530	1/2"	10'	30
9520M	5/8"	10'	10
9520	5/8"	10'	30



0940 & 0941 - CHAMFER 3 WAY™

0945 - CHAMFER ADAPTER

0943 - CHAMFER MARKER™

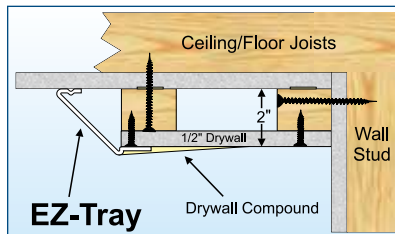
- The Chamfer 3 Way is designed to finish an outside corner where 3 Chamfer Beads meet at 90°. 0940 is designed for our standard Chamfer Bead and 0941 is for our 350 Chamfer Bead.
- The Chamfer Adapter is designed to be two products in one. It is ready to use to create a transition from our standard Chamfer Bead to a square outside corner to simplify baseboard installation. It can also be easily cut along a marked score line to fit our smaller 350 Chamfer Bead.
- Chamfer Marker allows you to cope 90° and 135° inside off angles quickly and easily.

STOCK No.	Pcs. PER BOX
0940M	10
0940	50
0941M	10
0941	50
0943M	10
0943	40
0945M	10
0945	50

U.S. PATENT # D 431,304

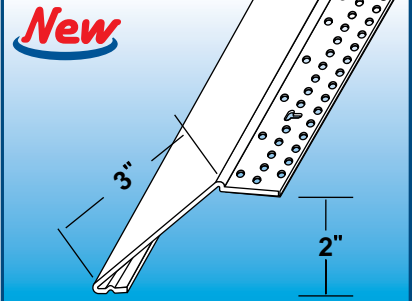
EZ-TRAY

- EZ-Tray was designed to add a tray ceiling look to any new construction or remodeling project.
- Simple 2 X 2 framing and 1/2" drywall minimize ceiling height loss while dramatically enhancing the look of any room.
- Match an EZ-Tray detail with any of our crown moldings (pg. 24) for that ultimate upgrade.



EZ-Tray
The newest innovation
in Rigid Vinyl Drywall Art Beads!

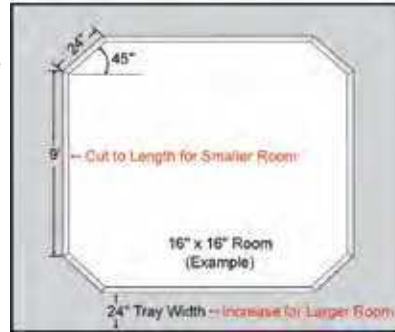
STOCK No.	LENGTH	Pcs. PER BOX
EZ-10	10'	10



Slim Design, Dramatic Look

EZ-TRAY KIT

- Complete tray ceiling in a box
- The EZ-Tray Kit eases the installation for a decorative tray ceiling in any room.
- The EZ-Tray Kit can finish rooms up to 16' by 16'
- Premitered Pieces means no cutting
- EACH KIT INCLUDES:
 - (4) 9' PIECES OF STANDARD EZ-TRAY
 - (4) 24" PRE-MITERED CORNERS
 - (2) TUBES OF #710 ADHESIVE CAULK

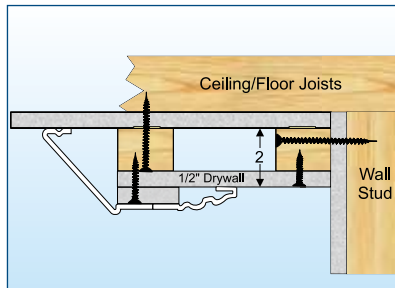


STOCK No.	Pcs. PER BOX
EZKIT	1 Kit

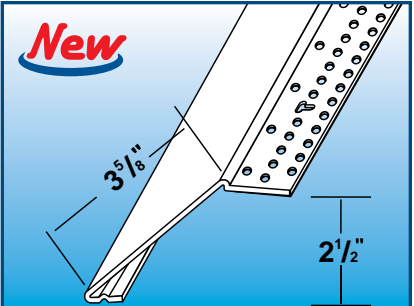


EZ-TRAY 2.5

- The EZ Tray 2.5 is a 1/2" taller than our standard EZ Tray. It is designed to be installed with 2 X 2 framing and 2 layers of 1/2" drywall.
- This taller product allows you to install a second narrower layer of drywall and finish the opposite edge with any of our decorative layering beads as shown on page 25.
- EZ-Tray 2.5 is perfect for creating inexpensive but extremely elegant coffered ceilings.



STOCK No.	LENGTH	Pcs. PER BOX
EZ2.5-10	10'	10



Slim Design, Dramatic Look



EZ TRAY Ceiling System

Our latest innovative bead, specifically designed to make tray ceilings.

Click an image to see more in our store.

- More Products
- Installation
- Gallery
- Articles
- Our Sites
- Contact
- Sample Request

Hardware Fasteners
• Solid A-Tray for Bead

• Vinyl Bead Corner L-Bead
• Can be used with other Tray-Top Beads

• Great for New Construction or Remodeling
• 10' of Beadings into the 10' Tray

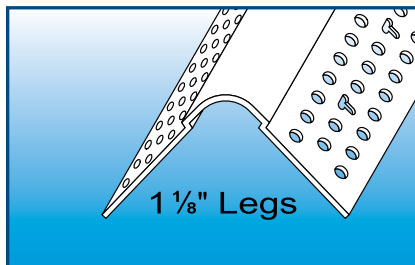
Drywall Any

18 350 Bull World's Strongest Bead



- 350 BULL**
- Absorbs Extreme Impact
 - No Setback of Drywall
 - Half the radius of 3/4" Bullnose

- 350 BULL ARCH**
- No-Notch Design Eliminates Perforations on Radius of Bead
 - Revolutionary and Labor Saving

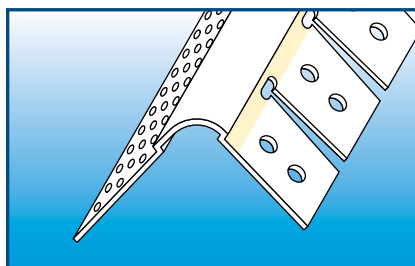


350 BULL™ CORNER BEAD

- Smaller radius & extra long legs allow 350 Bull to absorb extreme impact
- Half the radius of 3/4" Bullnose
- Great for accenting large and small details
- Does not require a setback of drywall
- Easy to use
- Free cleaning tool included

STOCK No.	LENGTH	Pcs. PER BOX
35008	8'	35
35009	9'	35
35010	10'	35
35012	12'	35

U.S. PATENT #6,691,477

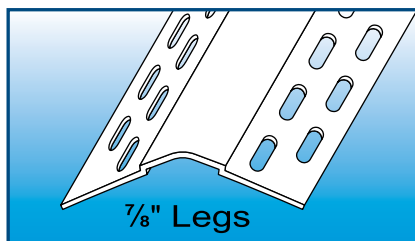


350 BULL ARCH™

- The only exclusive Archway Bullnose in the world that doesn't require filling of notches on the exposed bead area
- Details as small as 15" inside and 24" outside
- Eliminates one coat of mud

STOCK No.	LENGTH	Pcs. PER BOX
35028	8'	25
35020	10'	25

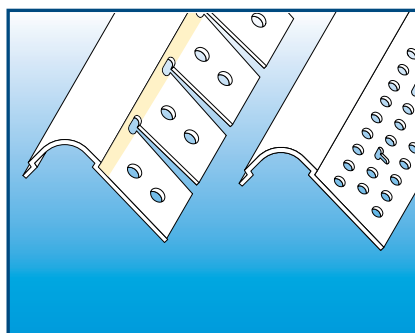
U.S. PATENT #6,119,420



350 BULL™ SPLAYED CORNER BEAD

- Great for off angle walls
- Use with 0921 off angle 3-Way

STOCK No.	LENGTH	Pcs. PER BOX
35038	8'	35
35030	10'	35



350 BULL™ TRADITIONAL STYLE KERFED BEAD

- 3/8" leg can be inserted into the channel of many preformed door and window jambs
- Rounded Finish

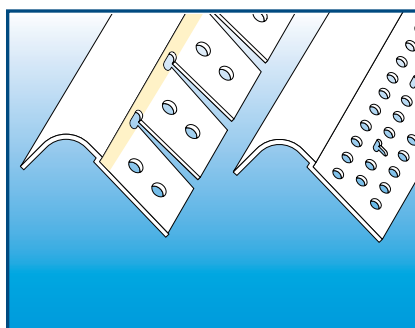
STOCK No.	LENGTH	Pcs. PER BOX
35088T	8'	35
35080T	10'	35

350 BULL TRADITIONAL STYLE ARCH KERFED BEAD

- 3/8" leg can be inserted into many preformed door and window jambs
- Doesn't require filling notches on exposed bead area
- Finish from a 15" inside to a 36" outside radius

STOCK No.	LENGTH	Pcs. PER BOX
35180T	10'	25

U.S. PATENT #6,119,420



350 BULL™ ARCH KERFED BEAD

- Leg can be inserted into many preformed door and window jambs
- Doesn't require filling notches on exposed bead area
- Finish from a 15" inside to a 36" outside radius

STOCK No.	LENGTH	Pcs. PER BOX
35180	10'	25

U.S. PATENT #6,119,420

350 BULL™ KERFED BEAD

- Leg can be inserted into the channel of many preformed door and window jambs
- Rounded Finish

STOCK No.	LENGTH	Pcs. PER BOX
35088	8'	35
35080	10'	35

350 BULL™ L BEAD

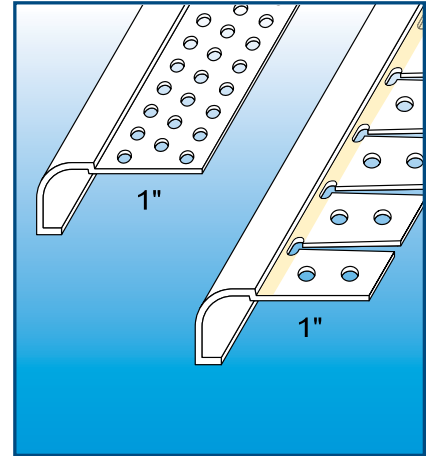
- 350 Bull L Bead works just like Trim-Tex J Round or Chamfer Stop.
- Perfect for decorative layers or for a clean finished look around windows and doors.
- Save the cost of wood moldings.

STOCK No.	SIZE	LGTH	Pcs. PER Bx
35048	1/2"	8'	35
35040M	1/2"	10'	10
35040	1/2"	10'	35
35058	5/8"	8'	35
35050M	5/8"	10'	10
35050	5/8"	10'	35

350 BULL ARCH L BEAD

- Like 350 Bull Arch, 350 Bull Arch L Bead is also designed to be notch free and hassle free. It can be used for creating beautiful curved layers or finishing arched doors and windows. 350 Bull Arch L Bead can go from a 36" inside to a 36" outside radius.

STOCK No.	SIZE	LENGTH	Pcs. PER Bx
35060	1/2"	10'	35
35070	5/8"	10'	35



0920 - 350 BULL™ 2 WAY

0921 - 350 BULL™ 3 WAY OFF ANGLE

0923 - 350 BULL™ 3 WAY

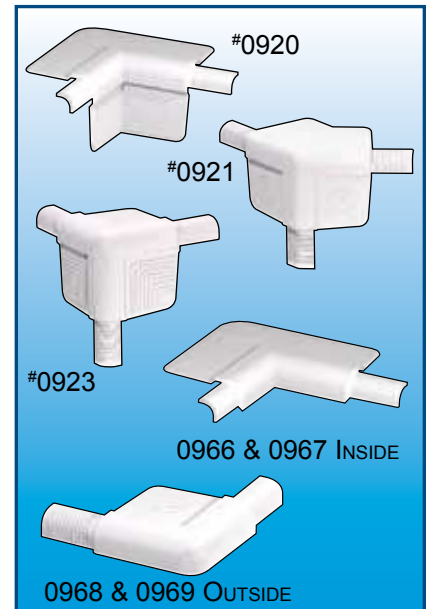
- 0920 is designed to finish two 350 Bull Outside Corners, adjoining at a 90 degree°
- 0921 is designed to finish two 350 Bull Outside Corners and one 350 Bull Splayed Corner Bead, adjoining at an outside off angle corner
- 0923 is designed to finish three 350 Bull Outside Corners that adjoin to a 90° outside angle

STOCK No.	Pcs. PER BOX
0920M	10
0920	50
0921M	10
0921	50
0923M	10
0923	50

350 BULL L BEAD INSIDE & OUTSIDE CORNERS

- Designed to match Trim-Tex's 350 Bull L Beads
- Both Inside and Outside Corners
- Available for 1/2" and 5/8" drywall

STOCK No.	SIZE	Pcs. PER BOX
0966M	1/2"	10
0966	1/2"	50
0967M	5/8"	10
0967	5/8"	50
0968M	1/2"	10
0968	1/2"	50
0969M	5/8"	10
0969	5/8"	50

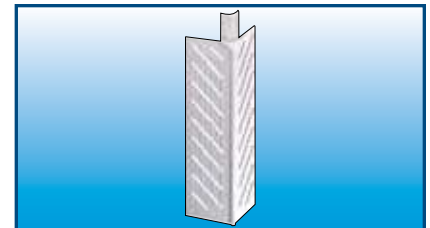


350 BULL ADAPTER

- Joins to a 350 Bull Bead and transitions to a standard square outside corner
- Simplifies the installation of the baseboard
- Designed with a minimal mud bump which uses less compound and prevents excessive outward splaying of the baseboard

STOCK No.	Pcs. PER BOX
0926M	10
0926	50

U.S. PATENT #6,630,503




350 MITER MARKER™

- Creates perfect inside corners
- Eliminates guesswork when finishing door and window openings
- Miter marking for 90° and 135° off angle corners

STOCK No.	Pcs. PER BOX
0922M	10
0922	40

U.S. PATENT #D412,673




350 BULL™ SPLICER

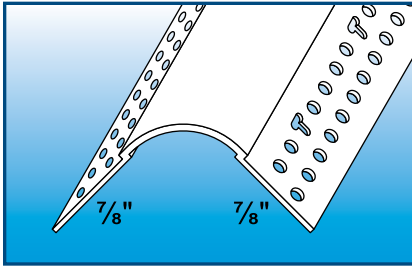
- Joins 2 sections of 350 Bull Corner Bead
- Unique spring action allows Splicer to be snapped into bead for perfect alignment
- Use with Trim-Tex #710 Adhesive Caulk to eliminate cracking

STOCK No.	Pcs. PER BOX
0924M	10
0924	40

U.S. PATENT #5,813,179



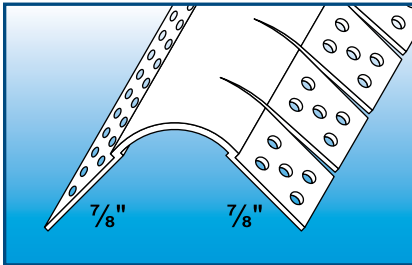
20 3/4" Bullnose Beads



3/4" R. BULLNOSE CORNER BEAD

- Softens corners & adds a contemporary look
- Trim-Tex offers the most complete line of 3/4" Bullnose products in the industry.

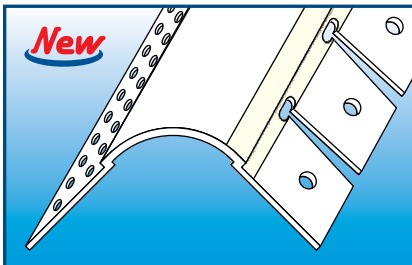
Stock No.	LENGTH	Pcs. PER BOX
7008	8'	35
7009	9'	35
7010	10'	35
7012	12'	35



3/4" R. BULLNOSE ARCHWAY BEAD

- Notched to conform to archways and curves
- Goes from a 15" inside to a 20" outside radius
- Finish in half the time with our 3/4" R. Archway Bullnose Finishing Tool. See page 29.

Stock No.	LENGTH	Pcs. PER BOX
7108	8'	35
7110	10'	35

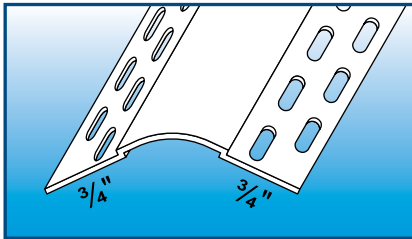


3/4" R. BULLNOSE NO NOTCH SPRUNG ARCH

- The No Notch Sprung Arch is designed to finish Sprung Arches and is recommended for doors 5' and wider.
- This patented product eliminates filling notches on the exposed surface of the bullnose.
- Perfectly matches the entire 3/4" R. Bullnose product line.

Stock No.	LENGTH	Pcs. PER BOX
7120	10'	35

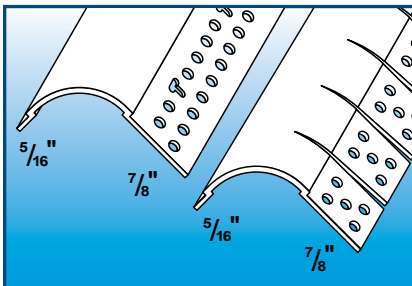
U.S. PATENT #6,119,420



3/4" R. BULLNOSE SPLAYED CORNER BEAD

- Designed to fit off angle outside corners commonly called 45° or 135° corners.

Stock No.	LENGTH	Pcs. PER BOX
7308	8'	35
7309	9'	35
7310	10'	35



3/4" R. BULLNOSE TRADITIONAL STYLE KERFED BEAD

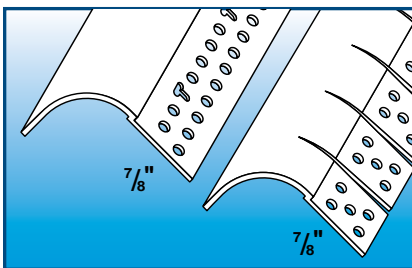
- 5/16" leg can be inserted into the channel of many preformed door and window jambs
- Creates attractive rounded encasement

Stock No.	LENGTH	Pcs. PER BOX
7088T	8'	35
7080T	10'	35

3/4" R. BULLNOSE TRADITIONAL STYLE KERFED ARCH BEAD

- Slotted to conform to most arched openings
- From a 15" inside to a 20" outside radius

Stock No.	LENGTH	Pcs. PER BOX
7188T	8'	35
7180T	10'	35



3/4" R. BULLNOSE KERFED BEAD

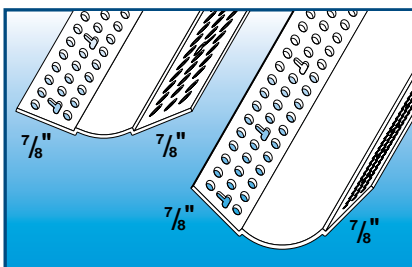
- Leg can be inserted into the channel of many preformed door and window jambs
- Creates attractive rounded encasement

Stock No.	LENGTH	Pcs. PER BOX
7088	8'	35
7080	10'	35

3/4" R. BULLNOSE KERFED ARCH BEAD

- Slotted to conform to most arched openings
- From a 15" inside to a 20" outside radius

Stock No.	LENGTH	Pcs. PER BOX
7188	8'	35
7180	10'	35



INSIDE SPLAYED 3/4" R. BULLNOSE CORNER BEAD

- Designed to finish inside off angle corners

Stock No.	LENGTH	Pcs. PER BOX
7250	10'	35

3/4" R. BULLNOSE INSIDE CORNER BEAD

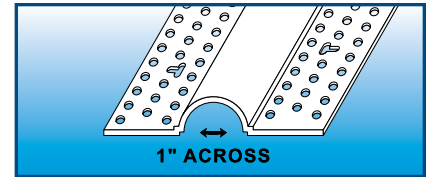
- Designed to finish inside 90° corners.

Stock No.	LENGTH	Pcs. PER BOX
7208	8'	35
7210	10'	35

BULL-RAIL STYLE 672

- Bull-Rail is a decorative trim designed to be applied to the surface of the drywall.
- Can be used horizontally, vertically, or at any angle to create a bullnose accent.
- The finished Bull-Rail is 1" across and extends 1/2".

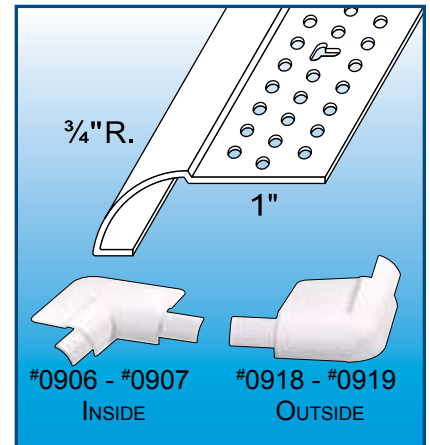
STOCK No.	LENGTH	Pcs. PER BOX
67210M	10'	8
67210	10'	20



3/4" RADIUS J ROUND

- Available in the two most popular sizes, J Round is designed to be installed after the drywall. There is no need to wrap the bead behind the drywall. It's great for finishing window and door openings and for finishing drywall buildouts.

STOCK No.	SIZE	LGTH	Pcs. PER BOX
7408	1/2"	8'	30
7410M	1/2"	10'	10
7410	1/2"	10'	30
7508	5/8"	8'	30
7510M	5/8"	10'	10
7510	5/8"	10'	30



3/4" R. BULLNOSE J ROUND INSIDE AND OUTSIDE CORNERS

- Inside and Outside Corners match 2 Bullnose J Rounds joined at 90° inside or outside angles

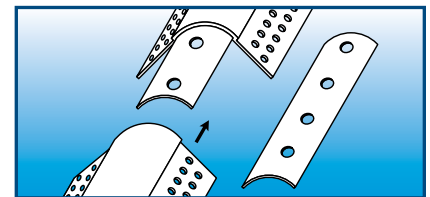
STOCK No.	SIZE	Pcs. PER BOX
0906M	1/2"	10
0906	1/2"	50
0907M	5/8"	10
0907	5/8"	50
0918M	1/2"	10
0918	1/2"	50
0919M	5/8"	10
0919	5/8"	50

3/4" R. BULLNOSE SPLICER

- Designed to join 2 sections of a 3/4" R. Bullnose Corner Bead
- Works for joining straight and archway bullnose
- Unique spring action allows Splicer to be snapped into the bead, making for perfect alignment
- Use with Trim-Tex #710 Adhesive Caulk to eliminate cracking

STOCK No.	Pcs. PER BOX
0925M	10
0925	100

U.S. PATENT #5,813,179



3/4" & 1 1/2" BULLNOSE MITER MARKER

- This high quality tool includes miter marking for 90° and 135° off angle inside corners as well as alignment marks that eliminate the guesswork when finishing door and window openings. The tool works on all 3/4" & 1 1/2" Bullnose products, including Bullnose Corner Bead, Bullnose Super & Giant L Beads and Bullnose Fast Cap. *Note: 1 1/2" Miter Marker Tool only includes marking for 90° corners.

STOCK No.	SIZE	Pcs. PER BOX
0932M	3/4"	10
0932	3/4"	40
0933	1 1/2"	5

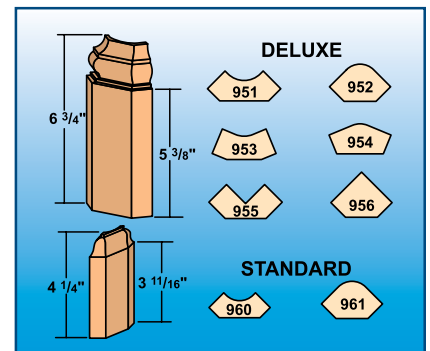


WOOD BULLNOSE CORNER BLOCKS

By MIDWESTERN WOOD PRODUCTS

- To complement 3/4" Bullnose applications, Trim-Tex now stocks poplar stand-alone blocks designed to finish bullnose corners. Deluxe style can accommodate baseboard up to 5 3/8" tall and 13/16" thick. Standard style can accommodate up to 3 11/16" tall and 9/16" thick. Bullnose corner blocks come in special sizes and wood species including Red Oak, as well as baseboards, bullnose crowns and other beautiful products available from Midwestern Wood Products.(309) 266-9771


STOCK No.	STYLE	Pcs. PER BOX
951	DELUXE BULLNOSE OUTSIDE	10
952	DELUXE BULLNOSE INSIDE	10
953	DELUXE BULLNOSE SPLAYED OUTSIDE	10
954	DELUXE BULLNOSE SPLAYED INSIDE	10
955	DELUXE SQUARE OUTSIDE	10
956	DELUXE SQUARE INSIDE	10
960	STANDARD BULLNOSE OUTSIDE	20
961	STANDARD BULLNOSE INSIDE	20



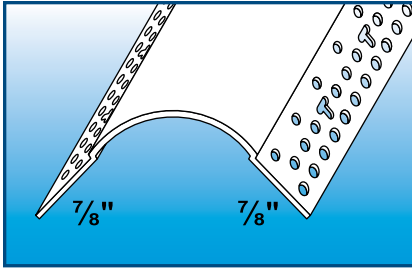
3/4" R. Molded Corners

- 0903 is designed to finish 2 Bullnose Outside Corners that adjoin at a 90° angle
- 0904 is designed to finish 3 Bullnose Outside Corners that adjoin at 90° outside angles
- 0905 is designed to finish 3 Bullnose Inside Corners that adjoin at 90° inside angles
- 0911 is designed to finish 2 Bullnose Outside Corners and 1 Splayed Outside Corner adjoining at an outside off angle corner
- 0912 is designed to finish 2 Bullnose Outside Corners that adjoin at a 135° angle
- 0917 joins a 3/4" Bullnose Outside Corner and transitions to a square bottom corner for simple installation of the baseboard
- 0937 joins to a 3/4" Bullnose Splayed Corner and transitions to a square bottom corner for simple installation of the baseboard

STOCK No.	Pcs. PER BOX
0903M	10
0903	50
0904M	10
0904	50
0905M	10
0905	50
0911M	10
0911	50
0912M	10
0912	50
0917M	10
0917	50
0937M	10
0937	50



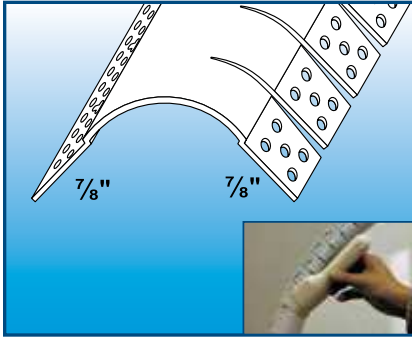
22 1 1/2" Bullnose Beads



1 1/2" R. BULLNOSE OUTSIDE CORNER BEAD

- Features a round and soft, yet prominent look
- Longer mud legs and new hole pattern provide superior strength and durability
- Most complete line of 1 1/2" beads and accessories

STOCK No.	LENGTH	Pcs. PER BOX
7098	8'	30
7099	10'	30
7092	12'	30



1 1/2" R. BULLNOSE ARCHWAY CORNER BEAD

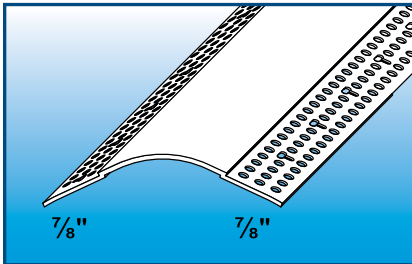
- Create inside & outside arches quickly & easily with our 1 1/2" R. Bullnose Archway Corner Bead.
- Goes from a 18" inside to a 30" outside radius.

STOCK No.	LENGTH	Pcs. PER BOX
7198	8'	30
7199	10'	30

1 1/2" ARCHWAY BULLNOSE FINISHING TOOL

- Finishing archway bullnose has just gotten easier. Use this quality tool with each coat of mud to wipe the radius of 1 1/2" R. Bullnose Archway Corners. The tool cleans off the excess compound while helping to fill the slots with mud as shown to the right.

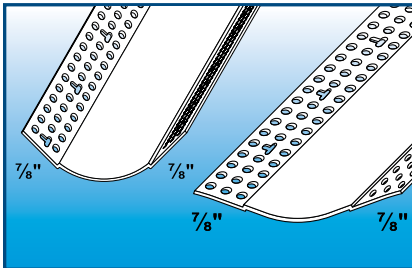
STOCK No.	SIZE	Pcs. PER BOX
0927	1 1/2"	5



1 1/2" R. BULLNOSE SPLOYED CORNER BEAD

- Great for finishing all off angle outside corners
- Gives a softer, more open look

STOCK No.	LENGTH	Pcs. PER BOX
7399	10'	30



1 1/2" R. BULLNOSE INSIDE CORNER BEAD

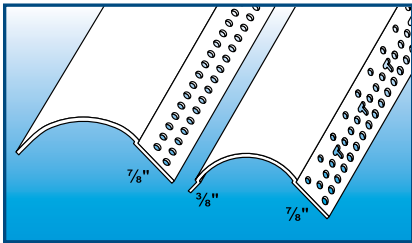
- Inside 90° corner bead
- Round look superior to plain taped corner

STOCK No.	LENGTH	Pcs. PER BOX
7068	8'	30
7066	10'	30
7062	12'	30

1 1/2" R. BULLNOSE INSIDE SPLOYED CORNER BEAD

- Great for finishing all off angle inside corners
- Used to finish off angle walls
- Gives a softer, more open look

STOCK No.	LENGTH	Pcs. PER BOX
7360	10'	30



1 1/2" R. BULLNOSE KERFED CORNER BEAD

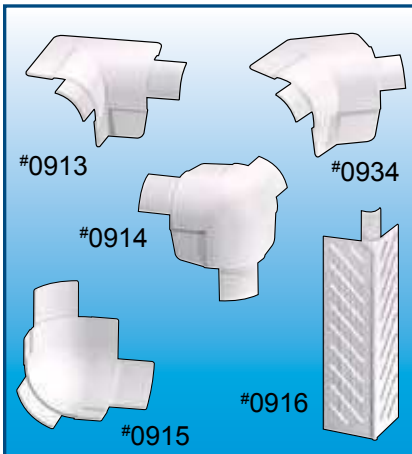
- Rounded Finish

STOCK No.	LENGTH	Pcs. PER BOX
7090	10'	30

1 1/2" R. BULLNOSE TRADITIONAL STYLE KERFED CORNER BEAD

- 3/8" leg which can be inserted into the channel of many preformed doors and window jambs

STOCK No.	LENGTH	Pcs. PER BOX
7090T	10'	30



#0913 - 1 1/2" R. BULLNOSE 2 WAY CORNER

#0914 - 1 1/2" 3 WAY OUTSIDE CORNER

#0915 - 1 1/2" R. BULLNOSE 3 WAY INSIDE CORNER

#0916 - 1 1/2" R. BULL ADAPTER

#0934 - 1 1/2" OFF ANGLE 2 WAY CORNER

- 0913 is designed to finish two 1 1/2" Bullnose Outside Corners meeting at a 90° angle
- 0914 is designed to finish three 1 1/2" Bullnose Outside Corners that adjoin at a 90° angle
- 0915 is designed to finish three 1 1/2" Bullnose Inside Corners that adjoin at a 90° inside angle
- 0916 is designed to adapt a 1 1/2" Bullnose Outside Corner to any square base
- 0934 is designed to finish two 1 1/2" Bullnose Outside Corners meeting at 135°

STOCK No.	Pcs. PER BOX
0913M	10
0913	50
0914M	10
0914	50
0915M	10
0915	50
0916M	10
0916	35
0934M	10
0934	50

U.S. PATENTS # D 431,304,
#6,630,503




- New Bullnose with Revealed Edge
- Creates a sharp, attractive detail
- Crisp edge for precise paint transitions
- Beautiful when creating columns, skylights, soffits & niches

3/4" R. STEP A BULL

- The 3/4" R. Step A Bull features a 3/4" radius and 3/16" deep steps on either side of the bullnose to create a sharp attractive corner detail.
- Perfect for any outside corner, but is especially beautiful when creating decorative columns, soffits and niches.
- Visit our website or refer to instruction sheets for how to create 3/4" arched details with Step a Bull.
- Free Cleaning tool & Miter Marker Included


STOCK No.	LENGTH	Pcs. PER BOX
7048	8'	15
7040	10'	15



3/4" R. STEP A BULL ARCH

- Introducing the world's first ever, Step A Bull Arch
- Innovative 2 part sliding design comes pre-assembled to speed installation
- Designed to finish an inside radius as small as 15".


STOCK No.	LENGTH	Pcs. PER BOX
7148	8'	10
7140	10'	10



1 1/2" R. STEP A BULL

- The 1 1/2" R. Step A Bull features a 1 1/2" radius and 3/16" deep steps on both sides of the bullnose to create a sharp attractive corner detail.
- Perfect for any outside corner, but is especially beautiful when creating decorative columns and soffits.
- Free Cleaning tool & Miter Marker Included

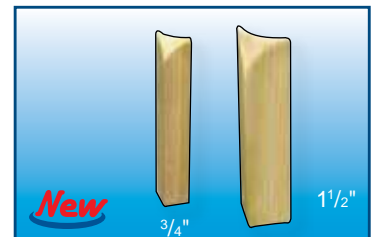
STOCK No.	SIZE	LENGTH	Pcs. PER BOX
7058	1 1/2"	8'	10
7050	1 1/2"	10'	10



3/4" & 1 1/2" STEP ADAPTER (WOOD)

- The Step Adapter is designed to create a transition to a standard 90° outside corner to allow you to use standard outside miters on baseboards and crown moldings.
- Made of high quality poplar wood
- Available for 3/4" & 1 1/2" Step A Bull
- Installs easily with Trim-Tex 847 Spray Adhesive


STOCK No.	SIZE	LENGTH	Pcs. PER BOX
991	3/4"	5"	20
992	1 1/2"	5"	10



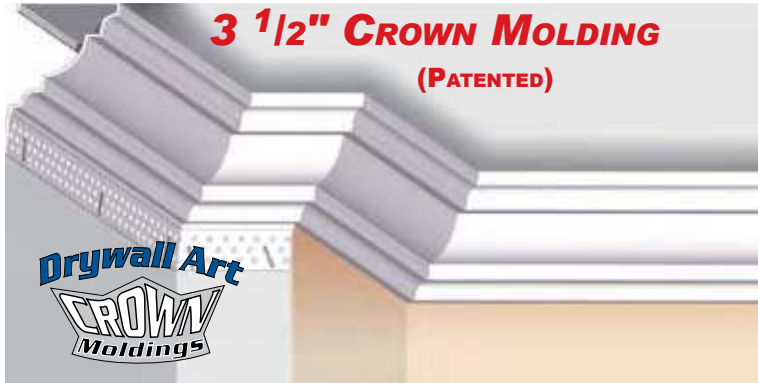
3 Ways & Base Adapters for 3/4" & 1 1/2" Step A Bull

- Injection molded base adapters and 3 ways are now available for 3/4" & 1 1/2" Step A Bull

STOCK No.	STYLE	Pcs. PER BOX
995	3/4" Step 3 Way	15
996	1 1/2" Step 3 Way	15
993	3/4" Step BASE ADAPTER	15
994	1 1/2" Step BASE ADAPTER	15



24 Crown Moldings

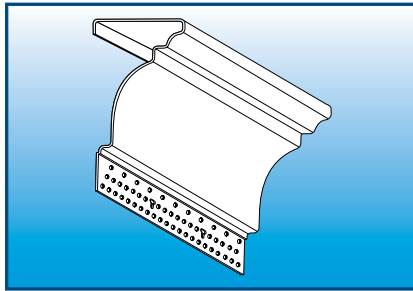


3 1/2" CROWN MOLDING

(PATENTED)



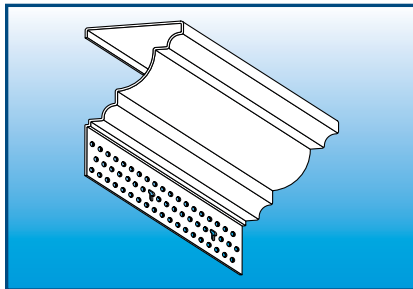
PHOTO COURTESY OF SUE TINDALL



3 3/4" CROWN MOLDING

- This elegant bead includes all of the design, engineering and ease of installation as the 3 1/2" and 2 1/2" Crown Molding. Combine with Decorative L Beads & layers of drywall, for bigger sizes and endless design possibilities.

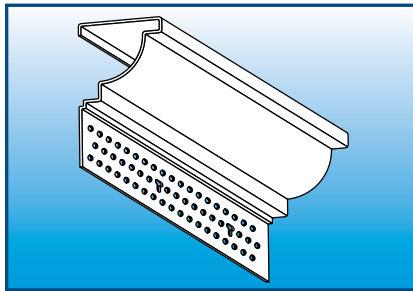
STOCK No.	LENGTH	Pcs. PER BOX
6308	8'	8
6310	10'	8
6312	12'	8



3 1/2" CROWN MOLDING

- This larger, very classy looking crown molding perfectly matches the 2 1/2" crown molding. The profiles of both moldings are similar, making the larger molding look like a custom built up crown detail. Combine with Decorative L Beads & layers of drywall, for bigger sizes and endless design possibilities.


STOCK No.	LENGTH	Pcs. PER BOX
6208	8'	8
6210	10'	8
6212	12'	8



2 1/2" CROWN MOLDING

- The 2 1/2" Crown Molding features a modern, elegant design. This decorative molding is made from vinyl specially formulated for this line of products. Installation is simple and takes no more time than would be required to paper tape and completely finish an inside corner.

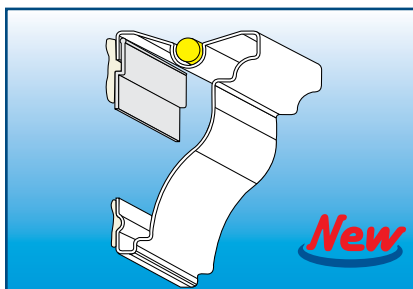
STOCK No.	LENGTH	Pcs. PER BOX
6108	8'	15
6110	10'	15
6112	12'	15



3 1/2" GLUE ON CROWN MOLDING

- Simple to use.
- Installs with #710 adhesive caulk.
- Low cost upgrade without repainting room.
- Comes with 4 tubes of #710 Adhesive Caulk.

STOCK No.	LENGTH	Pcs. PER BOX
6408	8'	8
6410	10'	8



5" GLUE ON CROWN MOLDING (WITH ROPE LIGHT CHANNEL)

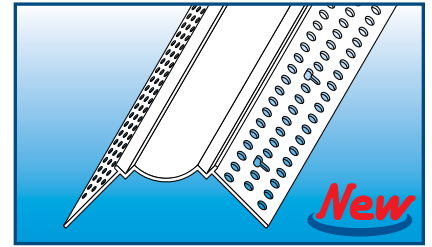
- First contractor grade crown to include built in rope light channel.
- Hanging clip system simplifies install.
- Comes with 4 tubes of #710 Adhesive Caulk.
- Works with standard 1/2" rope light or LED lighting
- Light Not Included

STOCK No.	LENGTH	Pcs. PER BOX
6450	10'	4

NICHE BEAD STYLE 641

- Niche Bead is not your regular corner bead. It is designed to create an attractive inside cove on any niche or skylight.
- Great for built in drywall bookcases and decorative soffits.

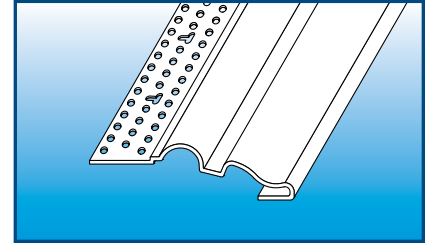
STOCK No.	LENGTH	Pcs. PER BOX
64110	10'	15



DECORATIVE L BEAD STYLE 681

- This Decorative L Bead is perfect for wainscoting, decorative casing details around window and door frames as well as drywall layering details. It can also be used in conjunction with our Crown Moldings to add that custom look and size.

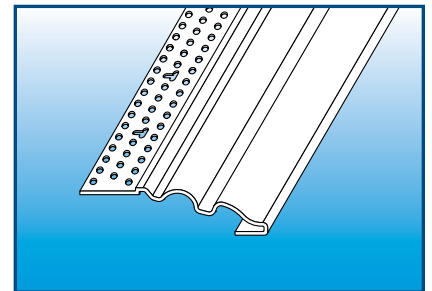
STOCK No.	SIZE	LENGTH	Pcs. PER BOX
68110	1/2"	10'	25
68120	5/8"	10'	25



DECORATIVE L BEAD STYLE 691

- This Decorative L Bead is perfect for wainscoting, decorative casing details around window and door frames as well as drywall layering details. It can also be used in conjunction with our Crown Moldings to add that custom look and size.

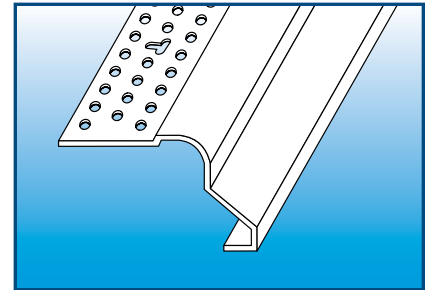
STOCK No.	SIZE	LENGTH	Pcs. PER BOX
69105	1/2"	10'	25
69110	5/8"	10'	25



DOUBLE 1/2" DECORATIVE L BEAD STYLE 651

- This decorative L Bead is designed to finish two layers of 1/2" drywall stacked together. It can be used to build custom crown moldings. You can also use this decorative L Bead to create custom layering details.

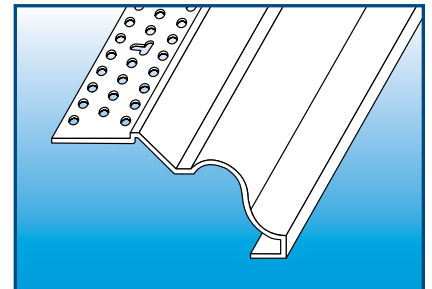
STOCK No.	LENGTH	Pcs. PER BOX
65110M	10'	10
65110	10'	25



DOUBLE 5/8" DECORATIVE L BEAD STYLE 661

- This decorative L Bead is designed to finish two layers of 5/8" drywall stacked together. It can be used to build custom crown moldings. You can also use this decorative L Bead to create custom layering details.

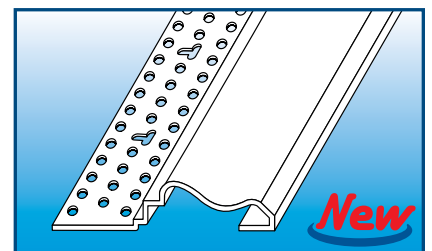
STOCK No.	LENGTH	Pcs. PER BOX
66110M	10'	10
66110	10'	25



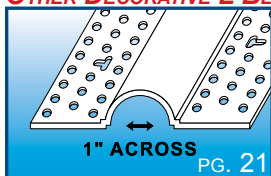
DECORATIVE CHAIR RAIL STYLE 671

- This Decorative Chair Rail is designed to be mounted flat to the drywall surface. A great way to add an accent without building up additional layers of drywall. The bead is 1 1/2" wide and can be used on drywall or as a casement around windows and doors.

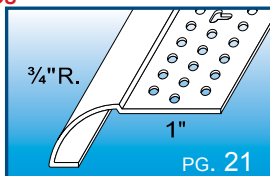
STOCK No.	LENGTH	Pcs. PER BOX
67110M	10'	10
67110	10'	20



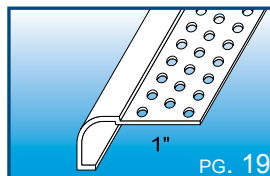
OTHER DECORATIVE L BEADS



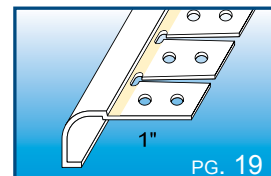
BULL-RAIL STYLE 672



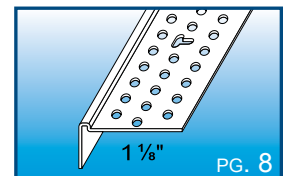
3/4" RADIUS J ROUND



350 BULL™ L BEAD

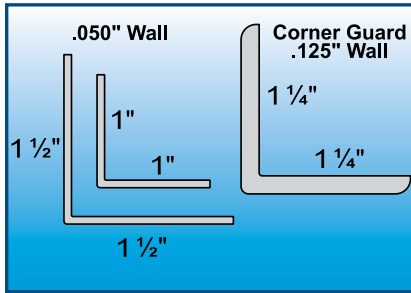


350 BULL ARCH L BEAD



L BEAD

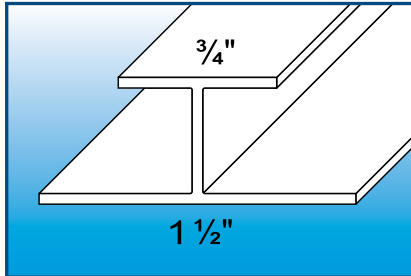
26 Prefinished Wallboard Beads



L ANGLES

- Protects square wall corners
- Available in white and colors listed to the right

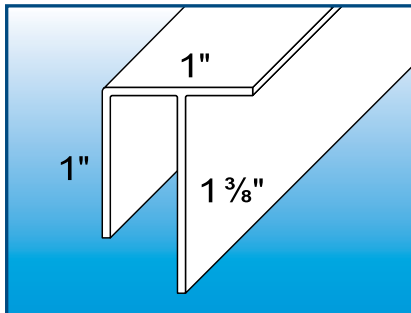
STOCK No.	SIZE	LENGTH	Pcs. PER BOX
8110	1"	10'	100
8210	1 1/2"	10'	50
8214	1 1/2" (BRONZE)	10'	50
8308	C. GUARD	8'	30
8310	C. GUARD	10'	30
8305	C. GUARD (CLEAR)	10'	30



H BEAD

- Used for joining prefinished wall panels
- White only

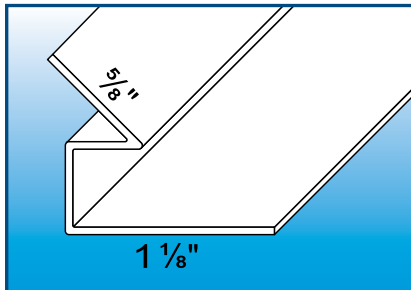
STOCK No.	SIZE	LENGTH	Pcs. PER BOX
8410	1/2"	10'	30
8510	5/8"	10'	30
8608	1"	8'	15
8610	1"	10'	15



F BEAD

- Outside Corner for joining prefinished wall panels
- White only

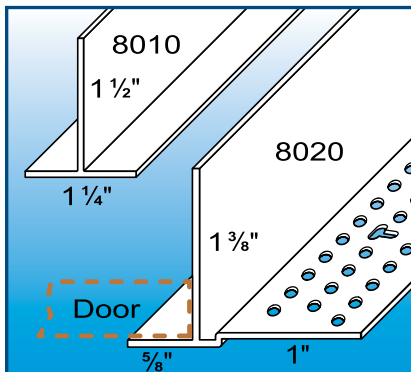
STOCK No.	SIZE	LENGTH	Pcs. PER BOX
8710	1/2"	10'	24
8720	5/8"	10'	24
8730	3/4"	10'	24



INSIDE CORNER

- Inside Corner for joining prefinished wall panels
- White only

STOCK No.	SIZE	LENGTH	Pcs. PER BOX
8810	1/2"	10'	50
8820	5/8"	10'	50



ACCESS DOOR BEADS

- Designed for finishing drywall around access doors
- Provides a flange for access door to rest on
- 8010 has an exposed flange
- 8020 is extra thick and has a mud leg for easy finishing
- White only



STOCK No.	LENGTH	Pcs. PER BOX
8010	10'	20
8020	10'	12

ARCHITECTS/SPECIFIER

GOT AN IDEA?

LOOKING FOR A CUSTOM PROFILE? GO TO THE ARCHITECT/SPECIFIER LINK AT WWW.TRIM-TEX.COM TO FILL OUT THE FORM FOR A FREE QUOTE.



WHAT IS NEW AT TRIM-TEX.COM

New to the Trim-Tex website is our "Tips" section. This extremely informative page has been created with the intention of helping our diverse client base solve any problems associated with hanging drywall, installing beads as well as being efficient with time and costs. Many of our tips are in an easily downloadable format for you to print out and keep with you.

Under the Tips section we also feature expanded documentaries on how to be more creative with Trim-Tex Drywall Products. In our 4 page "How to Build a Hollywood Theater" article, we discuss the many creative ways to use various vinyl beads to create a coffered ceiling and Hollywood Themed theater room. Complete with photos and a listing of the products used, this article is sure to help inspire you to make great Drywall Art creations of your own!




TRIM-TEX DRYWALL PRODUCTS Flat Tear Away Bead

Simple, Economical way to Finish Windows & Doors

- Trim-Tex's Flat Tear Away Bead is a clean alternative to expensive wood casings
- Protective tear off tag acts as a guide for the taping knife as well as a masking during mudding & painting
- Flat Tear Away is designed for areas where the drywall has been butted too close to stop the return leg behind the drywall

Tight clearance, no problem

3706 W. Pratt Ave., Lincolnwood, IL 60471-2508 (847) 479-3500 Fax: (847) 479-3017 www.trim-tex.com



Creating a Coffered Ceiling with EZ-Trim 2.0

With Trim-Tex's Bead, creating a coffered ceiling is quick and easy. Simply install the Bead in a grid pattern on the ceiling. Then, simply install the ceiling panels. The Bead will hold the panels in place and provide a clean, finished edge. The Bead is also available in a variety of colors to match your ceiling. For more information, visit our website at www.trim-tex.com.

Products Used:

- Trim-Tex EZ-Trim 2.0
- Trim-Tex Bead
- Trim-Tex Ceiling Panel



Bead Selection

Trim-Tex offers a variety of Bead products to meet your needs. The Bead is available in a variety of colors and finishes. The Bead is also available in a variety of sizes to fit your project. For more information, visit our website at www.trim-tex.com.

Products Used:

- Trim-Tex Bead
- Trim-Tex Bead
- Trim-Tex Bead



Drywall Layers

Trim-Tex offers a variety of Drywall products to meet your needs. The Drywall is available in a variety of thicknesses and finishes. The Drywall is also available in a variety of sizes to fit your project. For more information, visit our website at www.trim-tex.com.

Products Used:

- Trim-Tex Drywall
- Trim-Tex Drywall
- Trim-Tex Drywall



More Products on the Following Pages!

28 Installation Products



847™ SPRAY ADHESIVE

- 847 Spray Adhesive is a high tack, pressure sensitive spray adhesive specifically designed and tested by our engineers to be used with Trim-Tex vinyl beads.
- Trim-Tex 847 is a must for installing expansion products such as Magic Corner, Hideaway Expansion and 093V Expansion.
- Canadian customers please order 847C

STOCK No.	Pcs. PER BOX
847M	1 CASE = 4 CANS
847	1 CASE = 12 CANS
848M	1 CASE = 4 CANS
848	1 CASE = 6 CANS

848™ CITRUS CLEANER

- 848 Citrus Cleaner is designed to remove adhesive overspray from Trim-Tex vinyl beads and other building materials.



MUD-MAX

- Mud-Max is designed to improve the strength and adhesive performance of all drywall compounds, textures and plaster products.
- Mud-Max is a unique formulation containing over 60% adhesive polymer by weight.
- Perfect when bonding paper, metal or vinyl beads to drywall and applying plaster products onto metal or vinyl beads.
- One Gallon of Mud-Max will treat up to 16 boxes of compound while improving the workability and smoothness.
- Don't just thin down your compound with water, give it a boost with Mud-Max.

STOCK No.	Pcs. PER BOX
851M	1 CASE = 4 PINTS
850	1 CASE = 4 GALLONS
851	1 CASE = 12 PINTS



TRIM-TEX™ #710 ADHESIVE CAULK

- Trim-Tex designed the 710 caulk to be a high quality bead installation adhesive as well as a good painter's caulk. Use 710 to install Trim-Tex Crown Moldings, Chair Rails and other Decorative L Beads. See product installation instructions for more details. The 710 is also an acrylic paintable caulk that can accept interior latex based paints. Trim-Tex 710 is for interior use only.

STOCK No.	Pcs. PER BOX
710M	1 CASE = 4 TUBES
710	1 CASE = 24 TUBES



TEX11™ SPRAY ADHESIVE & TEXTURE PREP

- Not all texture products are designed equally. In house testing has shown that some texture products adhere poorly to certain beads. To combat this, Trim-Tex has designed the TEX11 texture prep. Spray a light coat over the bead to significantly increase the bonding power of any texture product.
- Tex11 is a great all purpose jobsite adhesive

STOCK No.	Pcs. PER BOX
811M	1 CASE = 4 CANS
811	1 CASE = 12 CANS

STAPLE GUNS & STAPLES

- 1/2" divergent staples are designed to splay outward as they enter the drywall increasing holding power. Packaged 5000 pcs. per pack in case quantities shown.
- The Super Sure Shot hand staple gun is a heavy duty industrial quality staple gun with fully adjustable power setting, and a unique jam clear mechanism.
- Install beads at 10 times the speed with our electric or pneumatic staple guns



STOCK No.	Pcs. PER BOX
860M	1 PACK = 5000 STAPLES
860	1/2 CASE = 10 PACKS
861	1 CASE = 20 PACKS
866-IND	1 HAND STAPLE GUN
867	1 PNEUMATIC STAPLE GUN
868	1 ELECTRIC STAPLE GUN

New



BLADERUNNER BY GOLDBLATT TOOLS

- Cutting time is reduced in half compared to a standard utility knife
- Cuts curves, straights and corners in one easy application
- Consistently clean and neat edges
- Long lasting blades cut over 3,700 feet
- Also ideal for straight cuts with most performance boards
- Cuts 1/2", 5/8" and exterior drywall

STOCK No.	Pcs. PER BOX
G15850	1 BLADERUNNER
G15855	6 PACK REPLACEMENT BLADES

New



DRYWALL SHIM ON A ROLL

- Straightens uneven framing before hanging drywall
- Flat walls simplify cabinet installation saving time and money
- Vinyl shim is prescored every 18" and simply snaps off to desired length
- Shims stack up to increase thickness for different sized gaps
- Engineered holes allow stud adhesive to penetrate to framing
- Available in 1/8" & 1/16" thickness

STOCK No.	SIZE	LENGTH	Pcs. PER BOX
970	1/16"	150'	6
971	1/8"	85'	6



BUTTBORD™ DRYWALL BACKER

- Perfectly flat ceilings and walls at all butt joints
- Innovative product pulls back the edges of the cut end of the drywall creating a tapered edge
- Newly formed tapered edge finishes faster and uses less joint compound
- Installs easily with drywall screws
- Eliminates back breaking and expensive use of 16' long drywall

STOCK No.	LENGTH	Pcs. PER BOX
825	48"	12
826	54"	12

CUSTOM SKIDS AVAILABLE -

PLEASE CONTACT CUSTOMER SERVICE

U.S. PATENT #6,108,990

AVAILABLE IN STANDARD 500PC SKID QUANTITIES

825S	48"	500
826S	54"	500



BACKERBOARD™

- Backerboard is a high strength plywood backing product that allows you to attach cabinets, shelves, grab rails or just about anything else you want to hang on or attach to a wall.
- Installs inside the wall cavity, not over the studs, resulting in a perfectly flat wall.


STOCK No.	LENGTH	Pcs. PER BOX
830	16" FIRE TREATED	20
831	16" STANDARD	20
832	24" FIRE TREATED	20
833	24" STANDARD	20

CUSTOM SKIDS AVAILABLE -

PLEASE CONTACT CUSTOMER SERVICE

AVAILABLE IN STANDARD 500PC SKID QUANTITIES

830S	16" FIRE TREATED	500
------	------------------	-----



3/4" R. BULLNOSE CLEANING TOOL

- The Bullnose Cleaning Tool is designed to clean compound from the Trim-Tex 3/4" R. Bullnose Outside Corner & 3/4" R. Outside Splayed Bullnose Corner. One quick & efficient tool minimizes sanding on the radius of the bead. Made of long lasting polypropylene, the tool radius actually improves with use.

STOCK No.	SIZE	Pcs. PER BOX
0929	3/4"	10

U.S. PATENT #5,392,484



3/4" & 1 1/2" ARCHWAY BULLNOSE FINISHING TOOL

- Finishing archway bullnose has just gotten easier. Use this quality tool with each coat of mud to wipe the radius of 3/4" & 1 1/2" R. Bullnose Archway Corners. The tool cleans off the excess compound while helping to fill the slots with mud as shown to the left.

STOCK No.	SIZE	Pcs. PER BOX
0928M	3/4"	5
0928	3/4"	12
0927	1 1/2"	5

30 Abrasive Products



PATENT# D480,619

DUAL ANGLE DUAL GRIT SANDING BLOCK

- The Trim-Tex Dual Angle Dual Grit Sanding Block is 40% larger than standard blocks. Measuring in at 5" x 3 1/4" this premium sanding block features two tapered edges to simplify corner sanding and radius edges to prevent gouging and scuffing of compound.

RADIUS EDGE PREVENTS SCUFFING



PATENT# D480,619

SINGLE ANGLE SANDING BLOCK

- The Single Angle Sanding Block is also 40% larger than standard blocks and features a steep tapered edge to simplify corner sanding and the Trim-Tex exclusive radius corner. The radius corner prevents scratching and gouging of the drywall compound while the tapered edge prevents unintentional sanding of the opposite wall. Available in medium and fine grits.

RADIUS EDGE PREVENTS SCUFFING



PATENT# D480,619

STANDARD SANDING BLOCK

- Trim-Tex now offers a standard size sanding block. The block measures 2 3/4" x 1" x 4" and is available in medium and fine grits. The block also features the Trim-Tex exclusive radius edge which prevents unwanted scuffing and gouging of the drywall compound.

RADIUS EDGE PREVENTS SCUFFING



SANDING SPONGES

- The Trim-Tex sanding sponge is a 4" x 5" flexible pad with a fine grit. It easily conforms to all Bullnose and Chamfer Beads for perfect detail sanding. Use to finish the transition between vinyl beads and injection molded corners. Also great for light sanding of 3/4" & 1 1/2" Archway Bullnose beads.



RADIUS 360° SANDING TOOL & ACCESSORIES

- The Radius 360° Sanding Tool features a full 9" diameter, die-cast aluminum head with wide pivot brackets giving the tool unique side-to-side, up and down, and circular mobility. The round design minimizes flipping.

STOCK No.	DESCRIPTION	UNITS PER BOX
360	RADIUS 360 SANDING TOOL	6
362	RADIUS 360 STD. FOAM REPLACEMENT PAD	6
364	360 THIN FOAM REPLACEMENT PAD	6
365-80	360 SANDING DISC 80 GRIT	100
365-100	360 SANDING DISC 100 GRIT	100
365-120	360 SANDING DISC 120 GRIT	100
365-150	360 SANDING DISC 150 GRIT	100
365-180	360 SANDING DISC 180 GRIT	100
365-220	360 SANDING DISC 220 GRIT	100
365-240	360 SANDING DISC 240 GRIT	100

STOCK No.	GRIT	Pcs. PER BOX
885	MEDIUM/ FINE	24
885-BULK	MEDIUM/ FINE	100
885-IND*	MEDIUM/ FINE	24
885F	FINE/FINE	24
885F-BULK	FINE/FINE	100

*ALSO AVAILABLE INDIVIDUALLY SLEEVED




New

STOCK No.	GRIT	Pcs. PER BOX
888F	FINE	24
888F-BULK	FINE	100
888F-IND*	FINE	24
888M	MEDIUM	24
888M-BULK	MEDIUM	100
888M-IND*	MEDIUM	24

*ALSO AVAILABLE INDIVIDUALLY SLEEVED

STOCK No.	GRIT	Pcs. PER BOX
883F	FINE	24
883F-BULK	FINE	180
883M	MEDIUM	24
883M-BULK	MEDIUM	180


STOCK No.	Pcs. PER BOX
881	50 PC. DISPLAY BOX
881-BULK	250 PC BULK BOX



BLACK WIDOW PRO SERIES

#540 PRO SERIES SANDER

- Made In The U.S.A.
- No-flip design
- 60% larger sanding surface.
- Sand wide seams and into the corners with one tool.
- Patented hook design molded into the tool.
- All in one foam & grit quick change system means no separate costly foam pads to wear out.



STOCK No.	LENGTH	Pcs. PER BOX
540	#540 PRO SERIES SANDER	4

#540P PRO SERIES SANDER & POLE

- 540 Pro Series Sander
- 377 Marshalltown 48" Wooden Pole

STOCK No.	LENGTH	Pcs. PER BOX
540P	#540P PRO SERIES SANDER & POLE	6



New

#540 SANDING PADS

- 60% Larger Sanding Surface
- 1 Piece Quick Change System
- Heavy Duty Tear Resistant Abrasive Cloth
- New Foam With Every Abrasive Change
- All In One Foam & Grit Technology Out Performs Competitors Costly Multi-Layered Design

STOCK No.	GRIT	Pcs. PER BOX
550-80	80 GRIT	16 (4 PACKS OF 4)
550-80 BULK	80 GRIT	80
550-100	100 GRIT	16 (4 PACKS OF 4)
550-100 BULK	100 GRIT	80
550-120	120 GRIT	16 (4 PACKS OF 4)
550-120 BULK	120 GRIT	80
550-150	150 GRIT	16 (4 PACKS OF 4)
550-150 BULK	150 GRIT	80
550-180	180 GRIT	16 (4 PACKS OF 4)
550-180 BULK	180 GRIT	80
550-220	220 GRIT	16 (4 PACKS OF 4)
550-220 BULK	220 GRIT	80



New

SANDING POLES

- Trim-Tex stocks a variety of standard wood & extension poles for use with the 540 Pro Sander.
- Use the 380 pole adapter when using the 540 Pro Sander with Warner extension poles

STOCK No.	DESCRIPTION	UNITS PER BOX
373	ALUMINUM SANDING POLE 48"	10
374	ALUMINUM SANDING POLE 72"	10
375	WARNER BLUE ADJUSTABLE STEEL POLE, 4'- 6.5'	10
376	WARNER YELLOW HEAVY DUTY ADJUSTABLE POLE 3'-6"	6
377	MARSHALLTOWN 48" WOODEN POLE	12
378	MARSHALLTOWN 60" WOODEN POLE	12
380	POLE ADAPTER	10



New

IRWIN
Industrial Tools



Bi-METAL BLUE BLADE™ UTILITY BLADES

- Features patented Bi-Metal technology that sets new standards of performance.
- UNBREAKABLE: Spring steel body delivers superior flexibility to prevent breaking.
- LASTS LONGER: High speed steel cutting edge stays sharp longer than traditional carbon utility blades.
- Fits most utility knives.

STOCK No.	DESCRIPTION	QTY. PER CTN
2084100	5-PACK IRWIN BLUE BLADE™	5 PKGS OF 5
2084200	20-PACK IRWIN BLUE BLADE™	5 PKGS OF 20
2084300	50-PACK IRWIN BLUE BLADE™	5 PKGS OF 50
2084400	100-PACK IRWIN BLUE BLADE™	5 PKGS OF 100
2083200	100-PACK CARBON BLADE	5 PKGS OF 100



ProTOUCH™
FIXED KNIFE



ProTOUCH™
RETRACTABLE KNIFE



STANDARD FIXED
KNIFE



ProTOUCH™ KNIFE

- ProTouch™ ergonomic grip
- Optimized cutting angle for reduced fatigue
- Easy tool-free entry
- Features inside storage for up to 5 blades
- Includes 3 IRWIN BLUE BLADE™ Bi-Metal Utility Blades
- Comes in retractable and fixed

STOCK No.	DESCRIPTION	QTY. PER CTN
2081200	ProTOUCH™ FIXED KNIFE	5
2082200	ProTOUCH™ RETRACTABLE KNIFE	5
2081100	STANDARD FIXED KNIFE	5
2082100	STANDARD RETRACTABLE KNIFE	5

IRWIN FOLDING KNIFE

- Blue Blade Technology
- Wide Thumb Ledge
- Locking Release
- Wire Stripper Notch
- Quick Change Button

STOCK No.	LENGTH	QTY. PER CTN
2089100	PROTOUCH™ FOLDING UTILITY KNIFE	10

PHILLIPS® HEAD INSERT BITS

- Cold forged cylindrical body absorbs higher torque load
- Cold forged bit for better fitment & less cam out
- Fewer stripped screws

STOCK No.	DESCRIPTION	QTY. PER CTN
3053002	#2 PHILLIPS® HEAD 1" INSERT BITS	5 PKGS OF 2
3053003	#2 PHILLIPS® HEAD 1" INSERT BITS	10 PKGS OF 20



TORSION 3X LIFE

IRWIN AVIATION SNIPS

- Cold-formed blades are 44% stronger, and requires 25% less cutting force
- 12 gauge alloy steel spines provide increased rigidity and less flexing
- Lower serrated blade grips material for a smoother cut with no double-marked edges
- Great for cutting all drywall beads

STOCK No.	DESCRIPTION	QTY. PER CTN
2073113	AVIATION SNIPS	5



25' TAPE MEASURE

- Quick Mark™ Tip - for fast and easy marking - no pencil needed
- Positive Action Toggle Lock - for fast and easy blade locking
- 10 feet Standout - for professional measuring applications
- Blade Brake - for safe retraction of the blade
- Pro Touch™ Grip - for enhanced control of the tape

STOCK No.	DESCRIPTION	PACKAGING
2121600	25' x 1"	6





100' FAST RETRIEVE CHALK REEL

- Retrieves chalk line over 3X faster than a standard chalk reel.
- Crank handle clutch release allows release of the line without spinning the crank handle.
- Patented hook storage and door locking mechanism virtually eliminate spills and line tangles.

STOCK No.	DESCRIPTION	QTY. PER CTN
64310	100' FAST RETRIEVE CHALK REEL	6

100' SL6X CHALK REEL

- 6x Faster helical gear system (6:1 ratio) saves time and money
- 2x Stronger twisted polyester & nylon line resists fraying and breaking plus absorbs chalk quickly for darker, sharper lines
- High-impact rubber grip and Diecast metal plates make the SL6X 50% more durable if dropped from two stories

STOCK No.	DESCRIPTION	QTY. PER CTN
2031303	SL6X HIGH PERFORMANCE CHALK REEL	6

HIGH VISIBILITY CHALK FOR SELF CHALKING LINE REELS

- For use on a variety of surfaces including wood, drywall, concrete, stone, and metal
- Permanent color, red, produces long lasting lines that won't fade
- Temporary color, blue, is easy to remove
- Chalk containers are filled by weight, not volume
- Proprietary formulations for dark, sharp lines and reliable performance

STOCK No.	DESCRIPTION	PACKAGING
64901	BLUE CHALK	6
64902	RED CHALK	6



9-IN-1 MULTI-TOOL

- Ergonomic ProTouch™ grip provides maximum torque and comfort
- Internal storage keeps bits and nut setters locked in place and close at hand
- 9 bits and nut setters for use on a variety of fasteners and nuts
- Slip resistant grip

STOCK No.	DESCRIPTION	PACKAGING
2051100	9-IN-1 MULTI-TOOL	6



MAGNETIC I-BEAM LEVELS

- Rare earth magnets are 30% stronger than strip magnets
- MagnaVials™ are 20% larger for easy, accurate reading
- Shock absorbing rubber end caps
- Patent-Pending dual chamber design is 2x stronger than traditional I-Beam levels
- Acrylic vial housings are impact resistant
- Top Read™ window allows for convenient viewing



STOCK No.	DESCRIPTION	PACKAGING
2035201	24" MAGNETIC I-BEAM LEVEL	4
2035203	48" MAGNETIC I-BEAM LEVEL	4
2035207	78" MAGNETIC I-BEAM LEVEL	1

PRO TOUCH™ DRYWALL/JAB SAW

- Ergonomic ProTouch™ grip
- Thick-Body™ (1.5mm) blade
- Aggressive Tri-Ground™ teeth
- Ergonomic ProTouch™ handle

STOCK No.	DESCRIPTION	QTY. PER CTN
2014100	PRO TOUCH™ DRYWALL JAB SAW	4



STANDARD DRYWALL/JAW SAW

- Rigid (1.2mm) blade
- Bi-Ground teeth
- Hardwood handle

STOCK No.	DESCRIPTION	QTY. PER CTN
2014102	STANDARD DRYWALL JAW SAW	4



15" STANDARD COARSE CUT SAW

- 15" (381mm) Blade length
- 1mm Blade thickness
- 9 pt. Tooth count
- Hardwood handle

STOCK No.	DESCRIPTION	QTY. PER CTN
2011102	15" STANDARD COARSE CUT SAW	6



NORTH
Safety Products

DEALERS, BUY EXTRA FOR YOUR OWN DELIVERY AND WAREHOUSE CREWS.

TRIM-TEX... MASTER DISTRIBUTOR OF NORTH SAFETY PRODUCTS

DUE TO THE EXPANDED CONCERN FOR ON-THE-JOB SAFETY AND HEALTH ISSUES, TRIM-TEX OFFERS A SELECT LINE OF PROTECTIVE PRODUCTS FOR HEAD, HAND, EYE, RESPIRATORY, AND FIRST AID PRODUCTS THAT HELP IMPROVE PRODUCTIVITY AND ADD TO INCREASED BOTTOM LINE PROFITS.

FOR MORE THAN 75 YEARS, NORTH SAFETY HAS BEEN RECOGNIZED AS A LEADING SAFETY MANUFACTURER. PROVIDING THE BROADEST LINE OF PERSONAL PROTECTIVE EQUIPMENT. NORTH'S HISTORY OF PRODUCT INNOVATION IS IN THE FOREFRONT OF THE INDUSTRY.

WE ARE PROUD TO OFFER THIS LINE OF SAFETY PRODUCTS TO COMPLIMENT OUR INDUSTRY LEADING LINE OF DRYWALL FINISHING PRODUCTS, ALL AVAILABLE FROM YOUR ONE SOURCE..... TRIM-TEX, INC.



7130N95

6130N95



7140N95

* WITH EXHALATION VALVE

DISPOSABLE PARTICULATE RESPIRATOR #6130N95 (Good)

- This disposable mask provides protection from dust, mist and fumes at an economical price. The mask features a foam nose pad and latex free straps. Use in dusty environments that are free from oil. NIOSH Approved. 30 respirators per box

STOCK No.	QTY. (Pcs.)	PACKAGING
6130N95T	30	1 BX OF 30
6130N95	300	10 BXS OF 30
7130N95 T	20	1 BX OF 20
7130N95	240	12 BXS. OF 20
7140N95 T	10	1 BX OF 10
7140N95	100	10 BXS OF 10

DISPOSABLE PARTICULATE RESPIRATOR #7130N95 (BETTER)

- North Safety Products has designed and engineered this respirator to provide exceptional comfort and worker protection. It features a soft, cushioned nose seal for added comfort and a curved nose clip for improved fit. The head straps are latex free.

NIOSH Approved. 20 respirators per box

DISPOSABLE PARTICULATE RESPIRATOR #7140N95 (BEST)

- This is the best disposable respirator we offer. This respirator has all the great features of the 7130N95 with the addition of a built in exhalation valve for cooler and easier breathing.

NIOSH Approved. 10 respirators per box

PEAK HARD HAT

- This high quality High Density Polyethylene hard hat features a rain trough, 4 point nylon web suspension, ratchet adjustment, and 2 anchor points for chin strap. ANSI Type I Class E Compliant.

- Available in yellow and white.

STOCK No.	COLOR	QTY. (Pcs.)	PKG
A79R010000T	WHITE	5	5
A79R010000	WHITE	20	20
A79R020000T	YELLOW	5	5
A79R020000	YELLOW	20	20

TORNADO™ SAFETY EYEWEAR (T58005)

These high quality glasses are comfortable and feature the North 4A lens coating system: Anti-Fog, Anti-Scratch, Anti-UV (99.9%), & Anti-Static.

Available in clear, smoke, amber and mirror lenses.

REBEL™ SAFETY EYEWEAR (T81005)

- High 9 Base curve uni-lens design
- Adjustable soft nose piece for increased comfort
- Lenses are protected by North's exclusive 3A coating (Anti-Scratch, Anti-UV and Anti-Static)

STOCK No.	COLOR	QTY. (Pcs.)	PKG
T58005BT	CLEAR	20	2 BXS OF 10
T58005B	CLEAR	50	5 BXS OF 10
T58005BST	SMOKE	20	2 BXS OF 10
T58005BS	SMOKE	50	5 BXS OF 10
T58005BAT	AMBER	20	2 BXS OF 10
T58005BA	AMBER	50	5 BXS OF 10
T58005BMT	MIRROR	20	2 BXS OF 10
T58005BM	MIRROR	50	5 BXS OF 10
T81005T	CLEAR	12	1 BX OF 12
T1300T	CLEAR	36	3 BXS OF 12
T1300	CLEAR	144	12 BXS OF 12

180 SLIMLINE™ SAFETY EYEWEAR (T1300)

- Deep curve for better coverage and wide field of view.
- Made of lightweight non conductive high impact polycarbonate material.
- Soft temple pads for better comfort.
- Absorbs more than 99.9% of harmful UV light.





DEALERS, BUY EXTRA FOR YOUR OWN DELIVERY AND WAREHOUSE CREWS.

GLOVES WITH GRIP DOTS

These economical gloves are lightweight and are made from knit polyester 65% and cotton 35%. A dotted coating improves grip and durability. The reversible style can be worn on either hand giving you four working surfaces instead of two.

Stock No.	SIZE	QTY. (PCS.)	PKG
K311T	XL	36	3 PKS OF 12
K311	XL	144	12 PKS OF 12



DURO Task GLOVES

Rubber coated gloves are an economical alternative to nitrile coated gloves. These gloves feature a seamless liner that provides superior comfort and lessens hand fatigue. The unique textured finish provides a sure grip on objects. Gloves are coated on the fingertips and thumb crotch to minimize wear on high stress areas.

Stock No.	SIZE	QTY. (PCS.)	PACKAGING
NF14/8MT	M	36	3 PKS OF 12
NF14/8M	M	144	12 PKS OF 12
NF14/9LT	L	36	3 PKS OF 12
NF14/9L	L	144	12 PKS OF 12
NF14/10XL	XL	36	3 PKS OF 12
NF14/10XL	XL	144	12 PKS OF 12



CAUTION: This product contains natural rubber, latex proteins which may cause allergic reactions in some individuals.

FLEX RED VIPER GLOVE

- Foamed PVC Palm Coated Gloves are well suited to applications where workers handle both wet and dry objects and need moderate protection from mechanical hazards.
- Abrasion resistance is comparable to polyurethane, but the coating is thicker and softer, providing greater inherent shock and vibration absorption.

Stock No.	SIZE	QTY. (PCS.)	PACKAGING
NF11/9L	L	144	12 PKS OF 12
NF11/9LT	L	36	3 PKS OF 12
NF11/10XL	XL	144	12 PKS OF 12
NF11/10XL	XL	36	3 PKS OF 12



DECI 4200 EARPLUGS

These comfortable ear plugs maximize noise protection. Flexible and easy to use, they are Non-Toxic and Non-Irritating. Disposable polyurethane foam ear plugs expand to fit ear canal. Available corded and uncorded. Sealed poly pouch, Hi-Viz orange, NRR 33 dB.

Stock No.	STYLE	QTY. (PCS.)	PKG
284240COT	CORDED	200	2 BXS. OF 100
284240CO	CORDED	1000	10 BXS. OF 100
284200UOT	UNCORDED	400	2 BXS. OF 200
284200UO	UNCORDED	2000	10 BXS. OF 200



BARRICADE TAPE

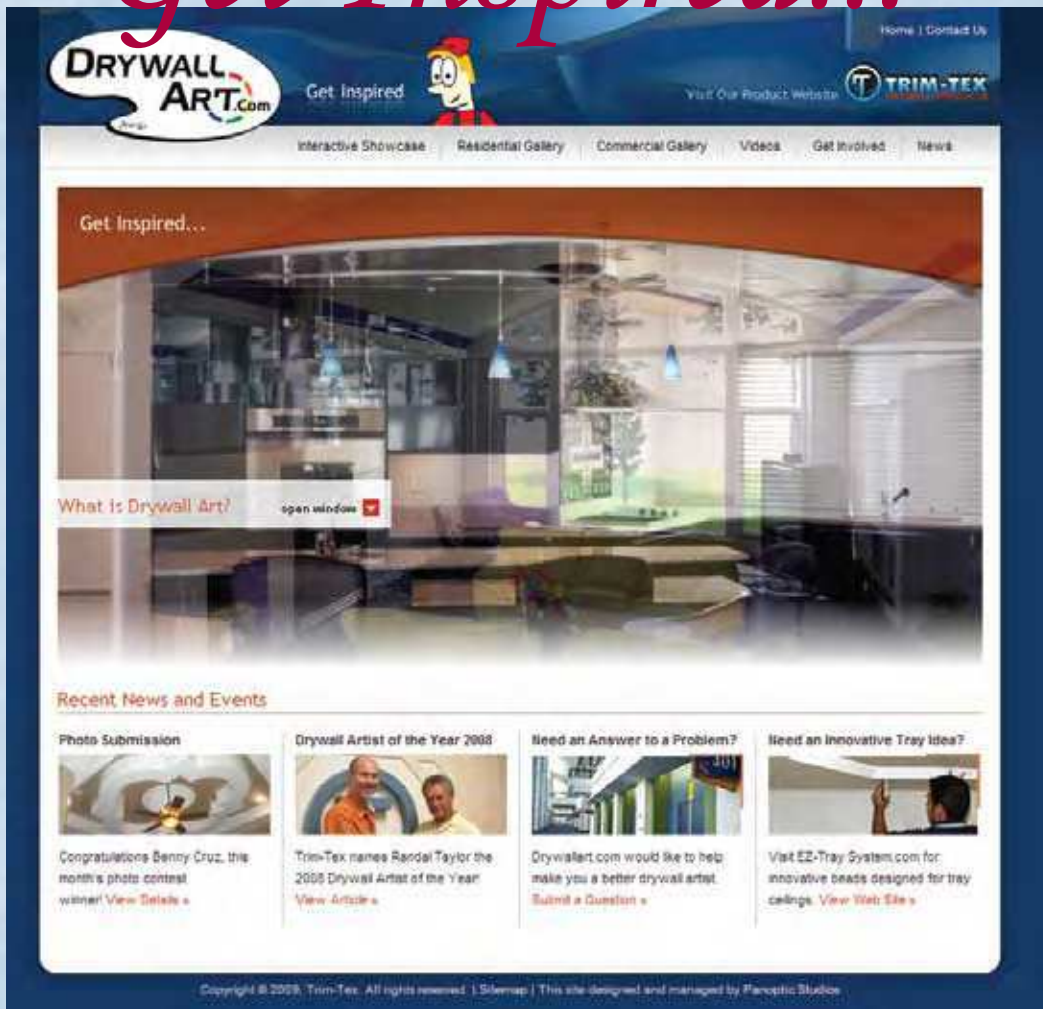
Bright yellow "CAUTION" tape with bold black lettering. 3" x 1000'. Dispenser Box

Stock No.	QTY.(PCS.)	PACKAGING
CT3YE1	6	6 SINGLE BOXES



The following gallery pages feature some of the best examples of Drywall Art that we have collected over the years. To see hundreds of photos, visit www.drywallart.com and get inspired to create your own custom Drywall Art today!

Get Inspired...



DrywallArt.com explores many options for creative drywall enthusiasts, such as our interactive showcase gallery. Enter the gallery and you will be able to choose from a list of common rooms and see samples of how and where Trim-Tex products are used. Roll over the links to view where they are used in the room - click a link to see a description and illustration of the product.

DrywallArt.com also features a Commercial and Residential gallery section. In these pages you will see construction and finished photos of in house Trim-Tex projects as well as work from our favorite Drywall Art contractors and feature photos of newly developed projects. Our Commercial section focuses on some of Trim-Tex's large corporations while the Residential section focuses on in home and small office projects.

Another major feature to this creative and interactive website is our video section. Here you can view several videos featuring specific products, as well as general installation know-how and videos highlighting our most creative work, sure to inspire you to create great Drywall Art of your own!

In the following gallery pages we have featured some of our most creative drywall art, showing that creativity can be applied to any type of room.





PHOTO COURTESY OF RANDAL TAYLOR
2008 Drywall Artist of the Year



PHOTO COURTESY OF MYRON FERGUSON
2007 Drywall Artist of the Year




PHOTO COURTESY OF TOM SASS
2006 Drywall Artist of the Year

38 Photo Gallery



From our **2002** Catalog



From our **2003** Catalog



From our **2005** Catalog



From our **1996** Catalog



From our **1993** Catalog



From our **1998** Catalog


From our **2000** Catalog



From our **2007** Catalog



From our **2000** Catalog



From our **2005** Catalog



From our **2002** Catalog



40 Team Trim-Tex



DEDICATED

PROFESSIONALISM

TEAM TRIM-TEX

Our team members stand ready to service your needs, engineer, manufacture, and ship to you the highest quality products for drywall finishing. Make us part of your team.

CONSISTENT

HIGH QUALITY PRODUCTS

100 % In Stock

How many companies can live up to that guarantee? For 40 years we have achieved our commitment of having every item in our catalog in stock and ready to ship.



TRIM-TEX READY WHEN YOU ARE



EXCELLENT CUSTOMER SERVICE

SAME DAY SHIPPING

Our award winning, friendly, knowledgeable customer service staff will make sure your order is handled quickly, from the moment you place your order to when it arrives at your door.