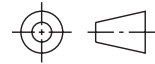
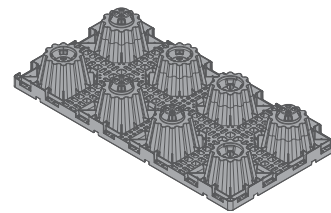
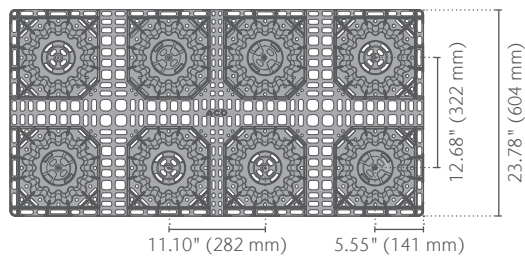
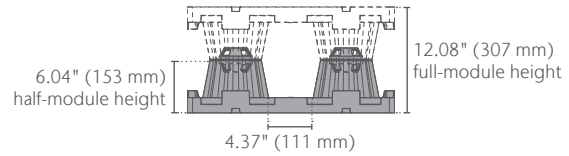
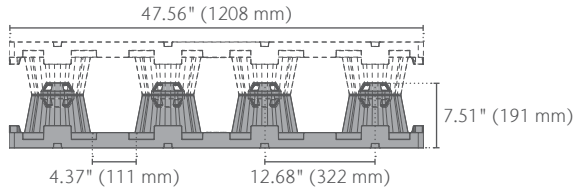


StormBrixx 300



Half-Module 300

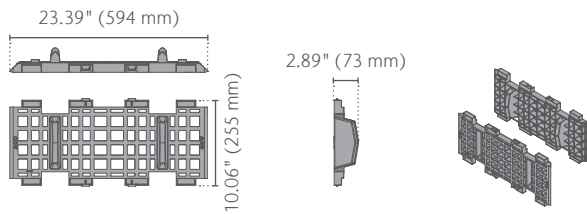
part no. 138462



Note: (2) half-modules are connected to form (1) full-module. (1) side panel fits (1) full-module.

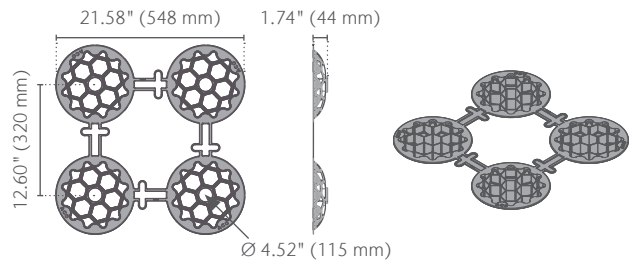
Side Panel 300

part no. 138461




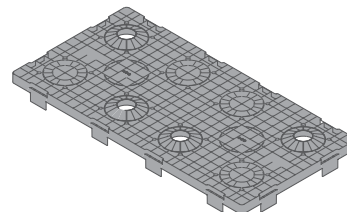
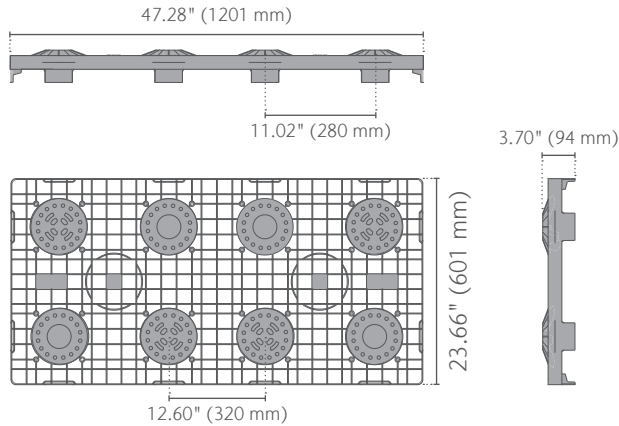
Universal Top Cover

part no. 140213



Half-Layer Top Cover

part no. 314094

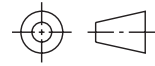


Telephone #: 888.490.9552



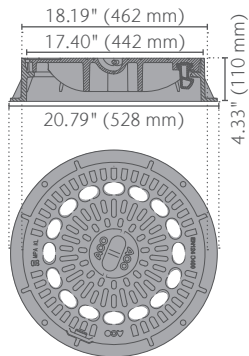
ACO Specification Information

StormBrixx 300




Remote Access Cover (Vented)

part no. 314053



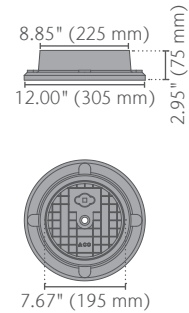
Remote Access Cover (Non-Vented)

part no. 314043



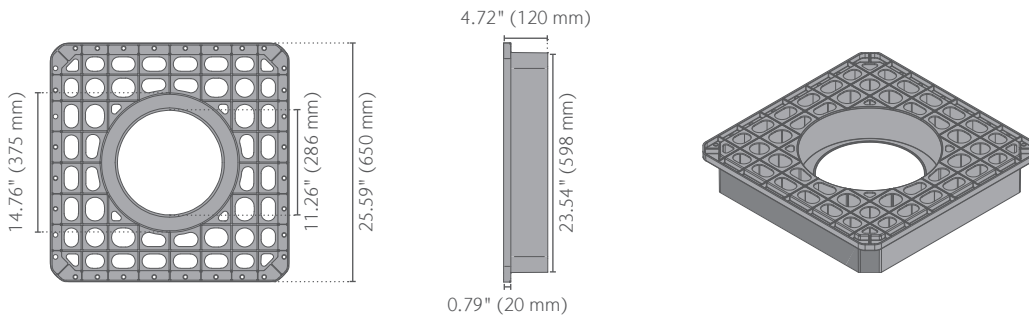
Inspection Point Cover

part no. 314044



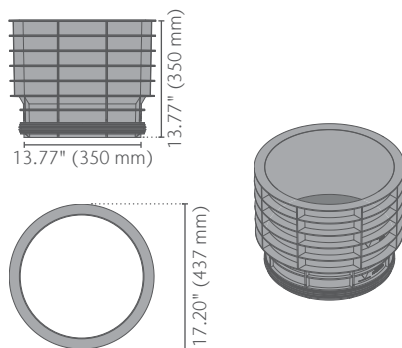
Remote Access Plate

part no. 314075




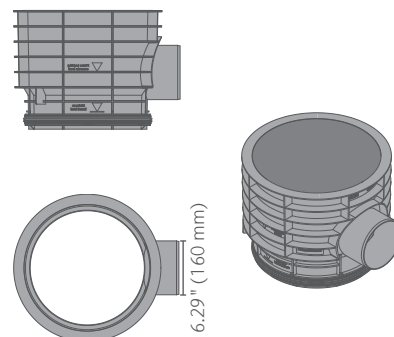
Extension Shaft

part no. 314038



Extension Shaft with Pipe Socket

part no. 314039

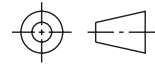


Telephone #: 888.490.9552



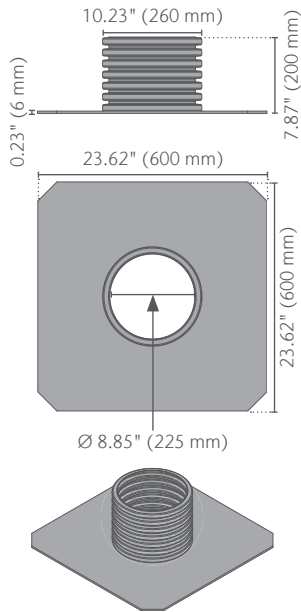
ACO Specification Information

StormBrixx 300



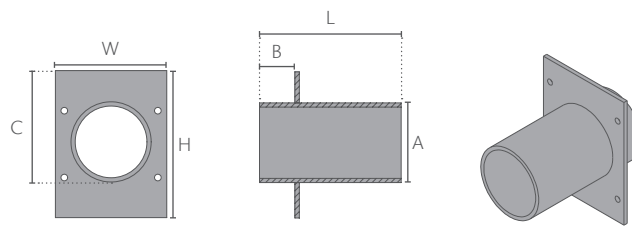
Vertical Inspection Point Connector

part no. 27018



Horizontal Pipe Connector

part no.: see chart




Part No.	A	B	C	H	W	L
		in (mm)	in (mm)	in (mm)	in (mm)	in (mm)
93139	4" SDR 35	2.00 (51)	6.25 (158)	8.25 (209)	6.70 (170)	8.00 (203)
93145	4" SCH 40	2.00 (51)	7.47 (189)	8.29 (210)	6.70 (170)	8.00 (203)
93140	6" SDR 35	2.00 (51)	8.95 (227)	9.93 (252)	10.22 (259)	8.00 (203)
93146	6" SCH 40	2.00 (51)	9.11 (231)	9.93 (252)	10.22 (259)	8.00 (203)
93141	8" SDR 35	2.00 (51)	10.46 (265)	11.39 (289)	11.64 (295)	8.00 (203)
93147	8" SCH 40	2.00 (51)	10.57 (268)	11.39 (289)	11.64 (295)	8.00 (203)

Product Details

Product Name	Part No.	Length in (mm)	Width in (mm)	Depth in (mm)	Weight lbs
Half-Module 300	138462	47.56 (1208)	23.78 (604)	7.51 (191)	18.3
Side Panel 300	138461	23.39 (594)	10.06 (255)	2.89 (73)	1.1
Universal Top Cover	140213	21.58 (548)	21.58 (548)	1.74 (44)	1.3
Half-Layer Top Cover	314094	47.28 (1201)	23.66 (601)	3.70 (94)	7.7
Layer Connector	314093	2.11 (54)	1.75 (44)	1.05 (27)	0.1
Remote Access Cover (Vented) - Ductile Iron (Load Class D400)	314053	-	Ø 20.79 (528)	4.33 (110)	83.6
Remote Access Cover (Non-Vented) - Ductile Iron (Load Class D400)	314043	-	Ø 20.79 (528)	4.33 (110)	86.5
Inspection Point Cover - Ductile Iron (Load Class D400)	314044	-	Ø 8.85 (225)	2.95 (75)	34.5
Remote Access Plate	314075	25.59 (650)	25.59 (650)	4.72 (120)	10.8
Extension Shaft	314038	-	Ø 17.20 (437)	13.77 (350)	4.8
Extension Shaft with Pipe Socket	314039	-	Ø 17.20 (437)	13.77 (350)	6.2
Vertical Inspection Point Connector	27018	-	Ø 8.85* (225)	7.87 (200)	5.5
4" SDR 35 Horizontal Pipe Connector	93139	8.00 (203)	6.70 (170)	8.25 (209)	1.9
4" SCH 40 Horizontal Pipe Connector	93145	8.00 (203)	6.70 (170)	8.29 (210)	1.9
6" SDR 35 Horizontal Pipe Connector	93140	8.00 (203)	10.22 (259)	9.93 (252)	3.2
6" SCH 40 Horizontal Pipe Connector	93146	8.00 (203)	10.22 (259)	9.93 (252)	3.2
8" SDR 35 Horizontal Pipe Connector	93141	8.00 (203)	11.64 (295)	11.39 (289)	5.5
8" SCH 40 Horizontal Pipe Connector	93147	8.00 (203)	11.64 (295)	11.39 (289)	5.5

* Internal width

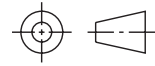


Telephone #: 888.490.9552



ACO Specification Information

StormBrixx 300



Specification Summary

General

The StormBrixx stormwater management system shall be ACO StormBrixx 300 as supplied by ACO, Inc.

ACO StormBrixx 300 meets AASHTO H-20 and HS-25 loading conditions.

Geomembranes/Geotextiles

The StormBrixx stormwater system shall be wrapped in either appropriate permeable geotextile or impermeable geomembrane (supplied and specified by others) as indicated by project design engineer.

Accessories

The StormBrixx stormwater system may be used in conjunction with one or more optional products: remote access plate extension shaft and/or inspection point connector.

Installation

The StormBrixx stormwater system shall be installed in strict accordance with the manufacturer's installation instructions and recommendations.

Materials

The half-module shall be manufactured from polypropylene and have minimum properties as follows:

- Tensile impact strength: 152 ft-lb/in² (319 kJ/m²)
- Tensile strength, ultimate: 3,480 psi (23,994 kPa)
- Minimum compressive failure: 66.0 psi (455 kPa)
- Water absorption: 0.01%
- Frost proof: YES
- Salt proof: YES
- Fuels/oils-resistant: YES

The stormwater tank shall provide an average 97% open area, holding up to 22.531 ft³ (0.63 m³) per module (2 half-modules assembled) and offer full access to all areas and levels for maintenance. Configuration and use of side/top panels will marginally impact these figures.

ACO Specification Information

ACO, Inc.

© February 2024 ACO, Inc.

All reasonable care has been taken in compiling the information in this document. All recommendations and suggestions on the use of ACO products are made without guarantee since the conditions of use are beyond the control of the company. It is the customer's responsibility to ensure that each product is fit for its intended purpose and that the actual conditions of use are suitable. ACO, Inc. reserves the right to change products and specifications without notice.



Telephone #: 888.490.9552

