

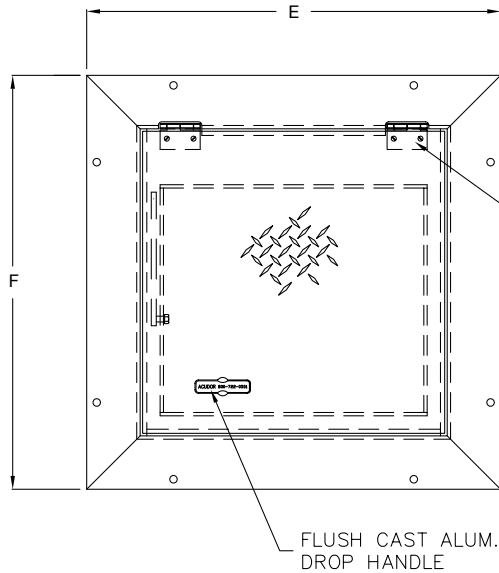


www.acudor.com  
 U.S.A.: info@acudor.com / 800.722.0501  
 CANADA: info@acudor.ca / 844.228.3671  
 INTERNATIONAL: info@acudorintl.com  
 905.428.2240

# FA-300 RETROFIT

## ANGLE FRAME FLOOR DOOR SINGLE LEAF

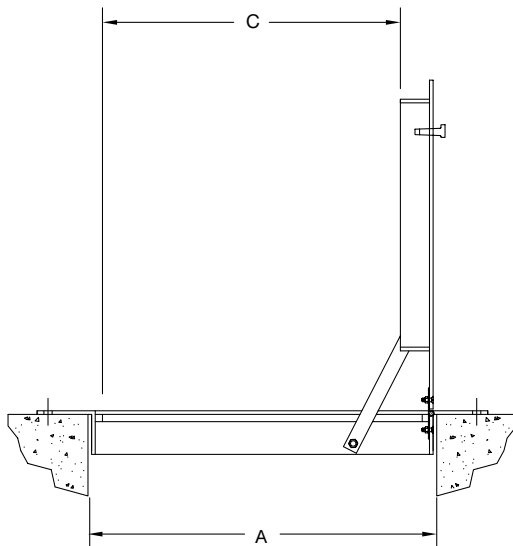
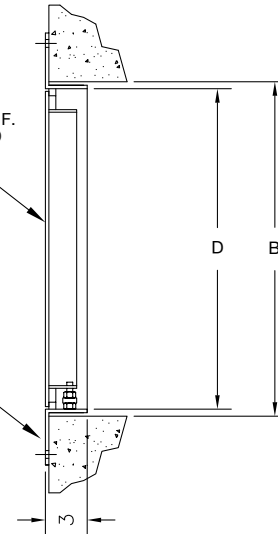
FLOOR OPENING	FRAME O.D.		CLEAR OPENING		OVERALL SIZE		WEIGHT
	A	B	C	D	E	F	
24 x 24 (610 x 610)	23 (610)	23 (610)	20 (533)	22 (584)	30 (762)	30 (762)	42 (19)
24 x 30 (610 x 762)	23 (610)	29 (762)	20 (533)	28 (737)	30 (762)	36 (914)	49 (22)
24 x 36 (610 x 914)	23 (610)	35 (914)	20 (533)	34 (889)	30 (762)	42 (1067)	55 (25)
30 x 30 (762 x 762)	29 (762)	29 (762)	26 (686)	28 (737)	36 (914)	36 (914)	57 (26)
30 x 48 (762 x 762)	29 (762)	47 (1219)	26 (686)	46 (1194)	36 (914)	54 (1372)	80 (36)
36 x 36 (914 x 914)	35 (914)	35 (762)	31 (813)	34 (889)	42 (1067)	42 (1067)	73 (33)
36 x 48 (914 x 1219)	35 (914)	47 (1219)	31 (813)	46 (1194)	42 (1067)	54 (1372)	92 (42)
42 x 42 (1067 x 1067)	41 (1067)	41 (1067)	37 (965)	40 (1041)	48 (1219)	48 (1219)	94 (43)



S.S. HINGES WITH TAMPER PROOF BOLTS

DIAMOND PLATE  
 -1/4 FOR 300 P.S.F.  
 (6 MM) (1464 KG./SQ. M)

EXTRUDED ANGLE FRAME WITH INTEGRAL SEAT & CONTINUOUS ANCHOR FLANGE



9/16" DIA. HOLE @ 18" O.C.  
 4 X 3 X 1/4 <  
 1/2" SQ. BAR

FRAME DETAIL

**OPTIONAL FEATURES**

- S.S. HORIZONTAL SPRINGS
- S.S. SLAMLOCK
- BITUMINOUS PAINT ON AREA IN CONTACT WITH CONCRETE
- OTHERS: \_\_\_\_\_

ACUDOR PRODUCTS, INC.  
 FAIRFIELD, NJ

**NOTE:**

- 1- MATERIAL: ALUMINUM
- 2- LOADING: 300 LBS. PER SQ. FT.
- 3- 316 STAINLESS STEEL BOLTS & NUTS
- 4- APPROX. HATCH WEIGHT: 41 LBS.

JOB NAME:  
 CUSTOMER:

APPROVED BY:  
 DATE:

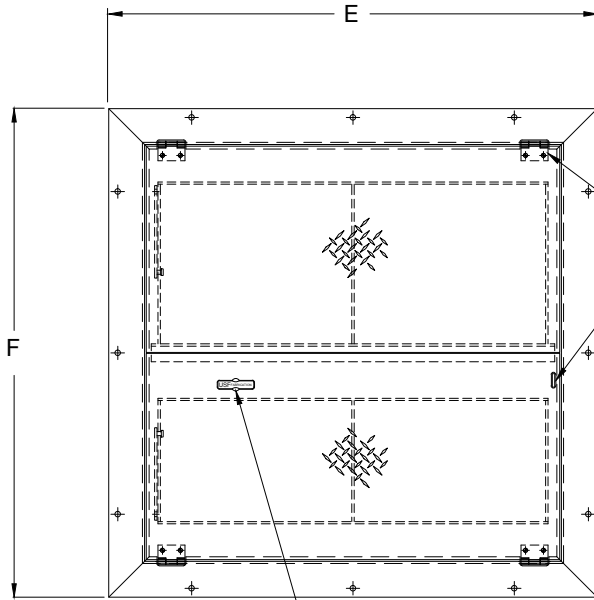


www.acudor.com  
 U.S.A.: info@acudor.com / 800.722.0501  
 CANADA: info@acudor.ca / 844.228.3671  
 INTERNATIONAL: info@acudorintl.com  
 905.428.2240

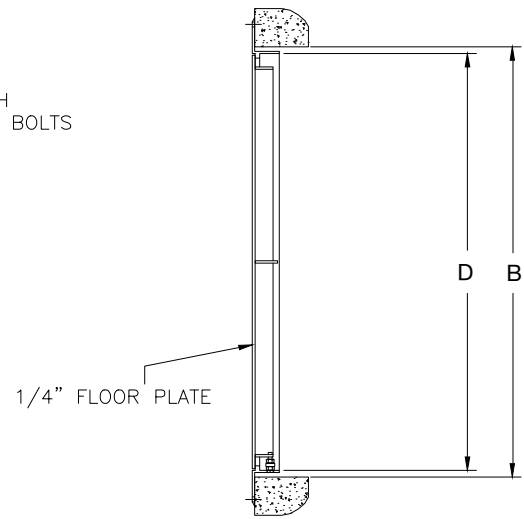
# FA-300 RETROFIT

## ANGLE FRAME FLOOR DOOR DOUBLE LEAF

FLOOR OPENING	FRAME O.D.		CLEAR OPENING		OVERALL SIZE		WEIGHT
	A	B	C	D	E	F	
48 x 48 (1219 x 1219)	47 (1219)	47 (1219)	44 (1194)	46 (1041)	54 (1372)	54 (1372)	123 (56)
48 x 72 (1219 x 1829)	47 (1219)	71 (1829)	44 (1194)	70 (1651)	54 (1372)	78 (1981)	170 (77)
60 x 60 (1524 x 1524)	59 (1524)	59 (1524)	54 (1499)	58 (1372)	66 (1676)	66 (1676)	177 (80)



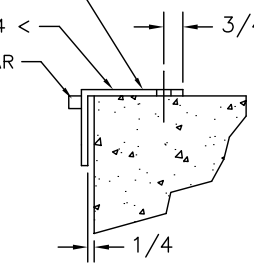
S.S. HINGE WITH TAMPER PROOF BOLTS  
 STAPLE FOR PADLOCK



1/4" FLOOR PLATE

FLUSH CAST ALUM. DROP HANDLE

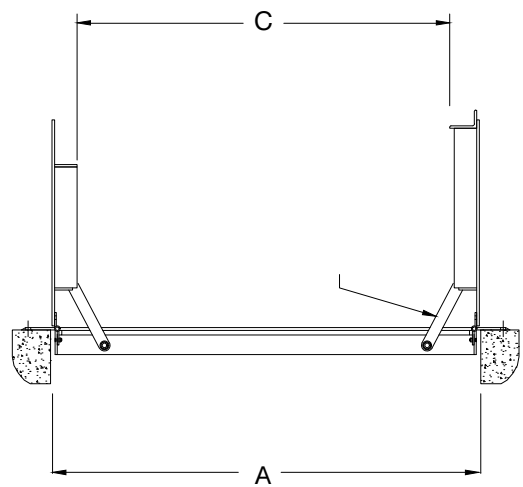
9/16" DIA. HOLE @ 18" O.C.  
 4 X 3 X 1/4 <  
 1/2" SQ. BAR



FRAME DETAIL

OPTIONAL FEATURES
<input type="checkbox"/> S.S. HORIZONTAL SPRINGS
<input type="checkbox"/> S.S. SLAMLOCK
<input type="checkbox"/> BITUMINOUS PAINT ON AREA IN CONTACT WITH CONCRETE
<input type="checkbox"/> OTHERS: _____

ACUDOR PRODUCTS, INC.  
 FAIRFIELD, NJ



**NOTE:**

- 1- MATERIAL: ALUMINUM
- 2- LOADING: 300 LBS. PER SQ. FT.
- 3- 316 STAINLESS STEEL BOLTS & NUTS
- 4- APPROX. HATCH WEIGHT: 41 LBS.

JOB NAME:  
 CUSTOMER:

APPROVED BY:  
 DATE: