




ADEKA ULTRASEAL® MC-2005T is a chemically modified natural rubber (non-vulcanized) product. The manufacturing process chemically bonds a hydrophilic agent to the rubber. This permits the seal to undergo controlled expansion when exposed to moisture (approximately 2 times by volume). This expansion capability provides a "double locking" waterstop i.e. one from rubber's natural resilience and one from expansion pressure generated when it is exposed to water.

Expansion occurs in three dimensions: width, height, and length and will follow the direction of least resistance. Therefore it is important to have water-



stop completely encapsulated. MC-2005T requires a minimum of 4.0 ~ 5.0 inches of concrete coverage. See MC coverage chart for complete information. Visit [www.adeka.com](http://www.adeka.com) for coverage chart.

MC-2005T has excellent durability and resistance to chemical contaminants. It can perform in a wide range of solutions such as sea water or cement water. The material does not contain any toxic substance or heavy metals and is environmentally safe.

### BASIC USE

Recommended for sealing pipe penetrations where pipe diameter does not exceed 24 inches. It can be used for new construction or for piping penetrations through existing concrete walls.

In some situations, MC-2005T may be used on pipe diameters exceeding 24 inches. Check with your local Adeka Representative for installation parameters.

### PRODUCT DESCRIPTION

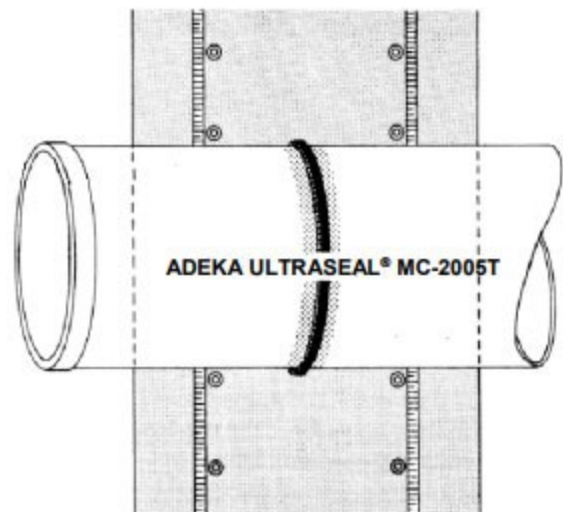
Size	20mm X 05mm (0.78" X 0.20")
Packaging	100 meters (330 feet per case) 35 lbs per case

### PROPERTIES

Hardness	A30
Tensile Strength	0.9 MPa
Elongation	560%
Volume % Change	120% (approximately 2 times)
Vulcanization	No
Specific Gravity	1.18

Tested by press sheet of MC compound.  
Property values are representative values and not specification values.

### INSTALLATION



*Cast In Place Pipe Penetration*

OCM, Inc.

1120 Peterson Road, Grayslake, IL 60030

Toll Free: 866-457-5710 • Phone: 847-462-4258 • FAX: 847-462-4259

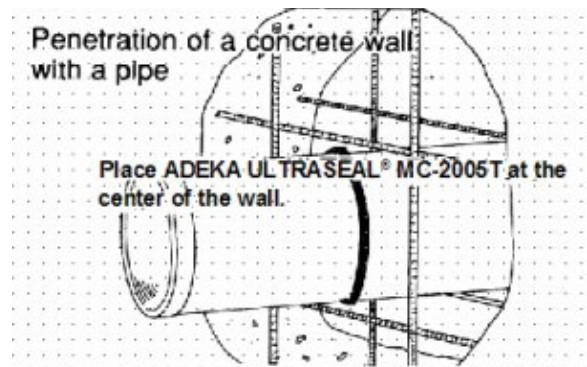
[www.adeka.com](http://www.adeka.com) • [www.ocm-inc.com](http://www.ocm-inc.com) • [sales@ocm-inc.com](mailto:sales@ocm-inc.com)

**ALL METHODS OF INSTALLATION REQUIRE  
A MINIMUM OF 4.0" ~ 5.0" COVERAGE SEE NOTE**


1. Surface of the pipe must be clean, dry and free from any oils or loose debris. MC-2005T has adhesive back for easy installation.
2. Press OCM 75BRTAPE onto the substrate and remove the release paper. Remove the release paper from MC-2005T and press the product very firmly onto the Butyl tape. Check for any gaps between the product and the substrate. If gaps are present, fill the gaps using ADEKA P-201 applied to the side of the strip. Use ADEKA P-201 on concrete joints and on side-by-side splice joints as usual. You can place concrete immediately, no waiting for curing time.
3. Place concrete without displacing or disturbing the position of the waterstop.

**NOTE:** The information contained herein is based on our present state of knowledge and is intended to provide general notes on Adeka Waterstops and their uses. Any recommendations or suggestions, which may be made, are without guarantee, since the conditions of use are beyond our control. Furthermore, nothing contained in this publication shall be construed as a recommendation for any use that may infringe patent rights. Readers are cautioned to satisfy themselves as to the suitability of such goods for the purposes intended prior to use.


### EXAMPLES OF USE



**Pipe Through Existing Construction**



**Cast In Place Pipe Penetration**



**Small Pipe Penetrations**

OCM, Inc.

1120 Peterson Road, Grayslake, IL 60030

Toll Free: 866-457-5710 • Phone: 847-462-4258 • FAX: 847-462-4259

www.adeka.com • www.ocm-inc.com • sales@ocm-inc.com