


StormTech® DC-780 Chamber

Designed to meet the most stringent industry performance standards for superior structural integrity while providing designers with a cost-effective method to save valuable land and protect water resources. The StormTech system is designed primarily to be used under parking lots, thus maximizing land usage for private (commercial) and public applications. StormTech chambers can also be used in conjunction with Green Infrastructure, thus enhancing the performance and extending the service life of these practices.



- 12' (3.6 m) Deep Cover Applications
- Designed in accordance with ASTM F2787 and produced to meet the ASTM F2418 product standard.
- AASHTO safety factors provided for AASHTO Design Truck (H20 and deep cover conditions.)

Nominal Chamber Specifications

(not to scale)

Size (L x W x H)

85.4" x 51" x 30"

2169 mm x 1,295 mm x 762 mm

Chamber Storage

46.2 ft³ (1.30 m³)

Min. Installed Storage*

78.4 ft³ (2.20 m³)

Weight

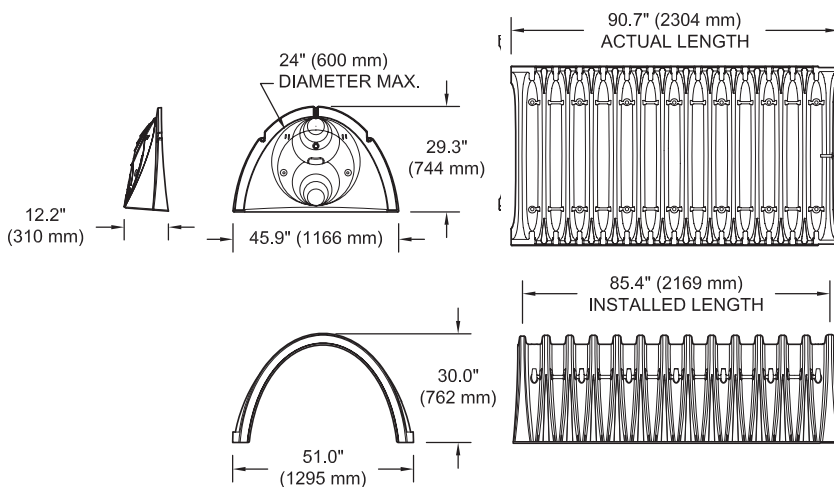
80.0 lbs (36.3 kg)

Shipping

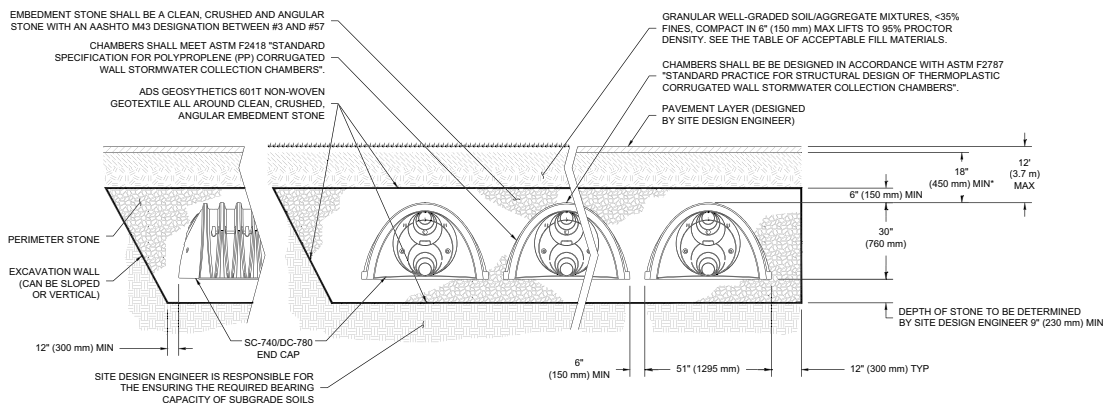
24 chambers/pallet

60 end caps/pallet

12 pallets/truck



*Assumes 9" (230 mm) stone below, 6" (150 mm) row spacing and 40% stone porosity.



*Minimum cover to bottom of flexible pavement. For unpaved installations where rutting from vehicles may occur, increase cover to 24" (600 mm).

StormTech DC-780 Specifications

Cumulative Storage Volumes Per Chamber

Assumes 40% Stone Porosity. Calculations are Based Upon a 9" (230 mm) Stone Base Under Chambers.

Depth of Water in System Inches (mm)	Cumulative Chamber Storage ft ³ (m ³)	Total System Cumulative Storage ft ³ (m ³)
45 (1,143)	46.27 (1.310)	78.47 (2.222)
44 (1,118)	46.27 (1.310)	77.34 (2.190)
43 (1,092)	46.27 (1.310)	76.21 (2.158)
42 (1,067)	46.27 (1.310)	75.09 (2.126)
41 (1,041)	46.27 (1.310)	73.96 (2.094)
40 (1,016)	46.27 (1.310)	72.83 (2.062)
39 (991)	46.27 (1.310)	71.71 (2.030)
38 (965)	46.21 (1.309)	70.54 (1.998)
37 (940)	46.04 (1.304)	69.32 (1.963)
36 (914)	45.76 (1.296)	68.02 (1.926)
35 (889)	45.15 (1.278)	66.53 (1.884)
34 (864)	44.34 (1.255)	64.91 (1.838)
33 (838)	43.38 (1.228)	63.21 (1.790)
32 (813)	42.29 (1.198)	61.43 (1.740)
31 (787)	41.11 (1.164)	59.59 (1.688)
30 (762)	39.83 (1.128)	57.70 (1.634)
29 (737)	38.47 (1.089)	55.76 (1.579)
28 (711)	37.01 (1.048)	53.76 (1.522)
27 (686)	35.49 (1.005)	51.72 (1.464)
26 (660)	33.90 (0.960)	49.63 (1.405)
25 (635)	32.24 (0.913)	47.52 (1.346)
24 (610)	30.54 (0.865)	45.36 (1.285)
23 (584)	28.77 (0.815)	43.18 (1.223)
22 (559)	26.96 (0.763)	40.97 (1.160)
21 (533)	25.10 (0.711)	38.72 (1.096)
20 (508)	23.19 (0.657)	36.45 (1.032)
19 (483)	21.25 (0.602)	34.16 (0.967)
18 (457)	19.26 (0.545)	31.84 (0.902)
17 (432)	17.24 (0.488)	29.50 (0.835)
16 (406)	15.19 (0.430)	27.14 (0.769)
15 (381)	13.10 (0.371)	24.76 (0.701)
14 (356)	10.98 (0.311)	22.36 (0.633)
13 (330)	8.83 (0.250)	19.95 (0.565)
12 (305)	6.66 (0.189)	17.52 (0.496)
11 (279)	4.46 (0.126)	15.07 (0.427)
10 (254)	2.24 (0.064)	12.61 (0.357)
9 (229)	0 (0)	10.14 (0.287)
8 (203)	0 (0)	9.01 (0.255)
7 (178)	0 (0)	7.89 (0.223)
6 (152)	0 (0)	6.76 (0.191)
5 (127)	0 (0)	5.63 (0.160)
4 (102)	0 (0)	4.51 (0.128)
3 (76)	0 (0)	3.38 (0.096)
2 (51)	0 (0)	2.25 (0.064)
1 (25)	0 (0)	1.13 (0.032)

Note: Add 1.13 ft³ (0.032 m³) of Storage for Each Additional Inch (25 mm) of Stone Foundation.

Storage Volume Per Chamber ft³ (m³)

	Bare Chamber Storage ft ³ (m ³)	Chamber and Stone Foundation Depth in. (mm)		
		6 (150)	12 (300)	18 (450)
DC-780 Chamber	78.4 (2.2)	78.4 (2.2)	81.8 (2.3)	88.6 (2.5)

Note: Assumes 40% porosity for the stone, the bare chamber volume, 6" (150 mm) of stone above, and 6" (150 mm) row spacing.

Amount of Stone Per Chamber

English Tons (yds ³)	Stone Foundation Depth		
	6"	12"	18"
DC-780	4.2 (3.0)	4.7 (3.3)	5.6 (3.9)
Metric Kilograms (m ³)	150 mm	300 mm	450 mm
DC-780	3,810 (2.3)	4,264 (2.5)	5,080 (3.0)

Note: Assumes 6" (150 mm) of stone above, and between chambers.

Volume Excavation Per Chamber yd³ (m³)

	Stone Foundation Depth		
	6 (150)	12 (300)	18 (450)
DC-780	5.9 (4.5)	6.3 (4.8)	6.9 (5.3)

Note: Assumes 6" (150 mm) separation between chamber rows and 18" (450 mm) of cover. The volume of excavation will vary as depth of cover increases.

ADS StormTech products, manufactured in accordance with ASTM F2418 or ASTM F2922, comply with all requirements in the Build America, Buy America (BABA) Act.

Working on a project?

Visit us at adspipe.com/stormtech and utilize the Design Tool



ADS "Terms and Conditions of Sale" are available on the ADS website, www.adspipe.com.
The ADS logo and the Green Stripe are registered trademarks of Advanced Drainage Systems, Inc.
StormTech® is a registered trademark of StormTech, Inc.
© 2023 Advanced Drainage Systems, Inc. #520 1209 11/23 CS

adspipe.com

800-821-6710