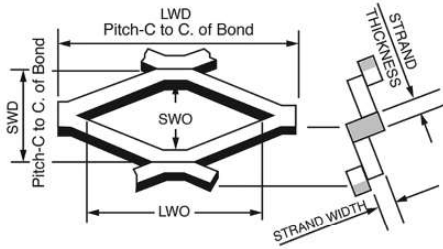
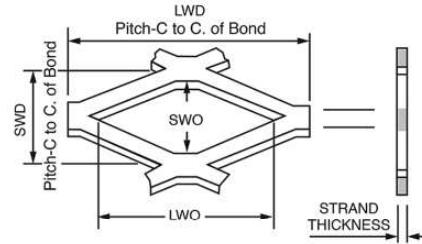


EXPANDED METAL STYLES


REGULAR EXPANDED METAL is formed by slitting and stretching steel sheet. The illustration below shows that the strands and bonds form a sharp angle to the original plane of the solid sheet.




FLATTENED EXPANDED METAL is regular expanded metal that has been cold rolled after being expanded, leaving a flat, and smooth surface. The length of the sheet is elongated usually by 2 to 5% while the width stays virtually the same.




Patterns shown actual size




1/4" #20 REGULAR




1/4" #20 FLATTENED




1/2" #16 REGULAR



1/2" #16 FLATTENED




3/4" #9 REGULAR



3/4" #9 FLATTENED



1 1/2" #9 REGULAR



1 1/2" #9 FLATTENED