



# AMICO



**Secura Lath®**



# Secura Lath®

## PRODUCT NAME

AMICO Secura Lath®

## MANUFACTURER

Alabama Metal Industries  
Corporation, AMICO

3245 Fayette Avenue  
Birmingham, AL 35208  
(205) 787-2611  
(800) 366-2642  
[www.amicoglobal.com](http://www.amicoglobal.com)

## PRODUCT DISCRIPTION

AMICO Secura Lath (ASL) is fabricated from steel sheet that is expanded to form a diamond pattern.


Secura Lath is formed from 0.060-in thick carbon steel sheet which when installed with portland cement or high strength gypsum plaster, provides a superior barrier to penetration. Secura Lath sheets are 27" x 97" and have vinyl coated perforated kraft paper attached on one side to aid in curing. This paper also offers resistance and therefore affords better keying and economy of plaster. Secura Lath is furnished pre-galvanized. Because Secura Lath is made from one sheet of steel, it will not unravel when cut and in fact requires 120 individual cuts and much time to cut a 2-ft square hole large enough for escape. Further complicating the escape attempt, are sharp pointed hooks that remain in when Secura Lath is cut.

## BASIC USE

Secura Lath is used primarily in the ceilings of correctional facilities where there is a need to prevent entry or escape from one area to another. Secura Lath is only intended for ceiling applications. It is ideal for ceiling applications in prisons, courtrooms or jail holding cells, juvenile facilities, and psychiatric institutions.



AMICO Secura Lath is made from one sheet of steel that cannot unravel when cut. Combined with the element of surprise, Secura Lath provides a superior penetration barrier when used as the substrate for plaster and stucco.



AMICO Secura Lath is produced with a pregalvanized finish. Perforated vinyl coated kraft paper is attached to one side to aid in curing. This paper also permits better keying and conservation of the plaster.



Alabama Metal Industries Corporation 800.366.2642

# Secura Lath<sup>®</sup>

## PACKAGING

Each Secura Lath sheet measures  
27-inches x 97-inches  
18 square feet per sheet  
Packed 100 sheets per pallet  
1800 square feet per pallet


## INSTALLATION

### Method of Cutting:

Circular saw utilizing a carbide tip blade , metal abrasive blade, hand held grinder or a commercial nibbler is recommended for cutting Secura Lath. Secura Lath installs much the same way as diamond mesh lath. For the product to perform properly the AMICO Installation Guidelines must be followed explicitly in order to obtain desired results and to keep cracking to a minimum. Stucco will crack to some degree due to shrinkage during curing and and movement. If the Installation Guide-line is followed cracking should be kept to an acceptable level.

Installation Guidelines for Secura Lath are available by calling the AMICO Security Products Technical Services Department 800/366-2642 in Birmingham, Alabama or downloading from our website.

[www.amicoglobal.com](http://www.amicoglobal.com)



AMICO X-66 casing bead terminates the finish at wall or openings in the ceiling and allows for movement.



Use AMICO X-66 galvanneal steel casing bead to secure the perimeter edge while allowing for movement.



Secura Lath is easily cut using abrasive blade, carbide tip blade or hand grinder.



Alabama Metal Industries Corporation 800.366.2642

# Secura Lath® Specification

## PART 1 - GENERAL

### 1.01 DESCRIPTION OF WORK

Included work not limited to the supply and installation of a complete in place security ceiling system using Secura Lath and portland cement stucco or high strength gypsum plaster and all complimentary accessories.

### 1.02 SUBMITTALS

Product Data: Submit manufacturers literature and AMICO Secura Lath Installation Guidelines.

### 1.03 QUALITY ASSURANCE

The contractor must have adequate experience with the construction methods involved with lath and plaster installations in correctional facilities.

### 1.04 REFERENCES

Secura Lath exceeds the requirements of ASTM C847 and ASTM C1063. Secura Lath is not specifically covered by current ASTM Lath specifications, but due to its weight and strength it exceeds current metal lath specifications. Requirements for steel – ASTM A1011. Underwriters Laboratories Rated Assemblies will not be jeopardized by using ASL mesh in the fire rated assemble. (U/L Subject File #1857)

### 1.05 STORAGE AND HANDLING

Materials shall be stored in such a manner to ensure proper ventilation, and drainage and to protect against damage from weather, vandalism, and theft. In event of freight damage, note freight bill and contact manufacturer immediately.

## PART 2 – PRODUCTS

### 2.01 MANUFACTURER

Physical penetration barrier shall conform to ASL .50-16R as manufactured by Alabama Metal Industries Corporation (AMICO), Birmingham, Alabama 35208.

Attention Security Products Department: Telephone 800.366.2642; [www.amicoglobal.com](http://www.amicoglobal.com)

### 2.02 MATERIALS

A. The security lathing system shall comply with AMICO ASL .50-16R Secura Lath® as manufactured by Alabama Metal Industries Corporation, Birmingham, Alabama 35208, Tel. 800.366.2642.

B. Perforated Kraft paper that is vinyl coated one side shall be factory attached to the metal lathing. Perforations allow the wire tying of the sheets to the carrying channel and the vinyl-coated paper shall prevent the excessive and uneven application of plaster.

### 2.03 FINISH

A. Pre-Galvanized Finish – for standard installations lathing mesh shall be pre-galvanized prior to expanding and the factory applied paper backing.

OR BY MEETING SPECIAL MINIMUM REQUIREMENTS AND LEAD TIMES

B. Hot-Dip Galvanized Finish - may be supplied for high moisture installations lathing mesh shall be hot-dip galvanized prior to expanding and the factory applied paper backing.

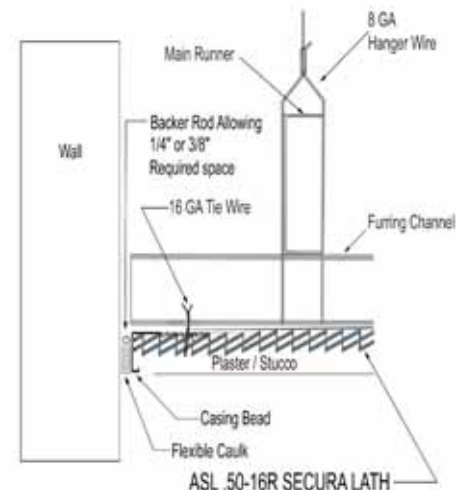
## PART 3 – EXECUTION

### 3.01 INSTALLATION

A. Secura Lath physical penetration barrier must be installed explicitly per the AMICO Secura Lath Installation Guidelines.

B. The Installation Guidelines procedures follow ASTM C1063, C841, C926 and in some instances have exceeded these specs due to the uniqueness of this system and to meet security requirements.

C. Secura Lath shall not be used on walls. Ceiling panels shall be free by installing control joints and not securing ceiling panels directly to walls.



DESCRIPTION	FINISH	SHEET SIZE
ASL .50-16R	Pre-Galvanized and Paper Backed	27" X 97"
ASL .50-16R	Hot-Dip Galvanized and Paper Backed	27" X 97"