

# Armor-Tile™

## Tactile Systems



# Armor-Tile™

Setting the standard for **durability and detectability** in tactile systems.

The world's largest selection of detectable warning products for:

- Curb Ramps
- Vehicular Areas
- Parking Areas
- Stairways
- Pedestrian Crossings
- Escalator Approaches
- Transit Platforms
- Multi-Modal Transit Stations

## Installation

**A. Cast in Place:** Pour and float concrete, set tile by tamping down into concrete until all air voids are removed, edge around perimeter, cut off protective plastic sheet.

**B. Surface Applied:** Grind substrate, remove dust on tile and substrate, apply adhesive to back of tile, drill into concrete, install fasteners, clean tile surface, apply perimeter sealant.

**C. Modular Paver:** Box out or saw cut concrete, lay a gravel or mortar bed, tamp paver onto substrate, place 3/8" diameter foam rope at bottom of all joints, apply joint sealant.

**D. Directional Tile:** Grind substrate 3/16" deep, 6" wide, saw cut two 3/4" deep grooves, remove dust on tile and substrate, apply adhesive to back of tile, drill into concrete, install fasteners, clean tile surface, apply perimeter sealant.

**E. Guidance Tile:** Pour and float concrete, set tile by tamping into concrete until all air voids are removed, edge around the perimeter.

### Easy to Install

Please see [www.Armor-Tile.com](http://www.Armor-Tile.com) for detailed installation instructions and videos.

*Manufacturer training is available to establish the highest quality standards.*

## Who we are.....

**Armor-Tile™** is the world leader in detectable warning systems. Manufactured of a diamond-hard vitrified polymer composite, **Armor-Tile™** truncated dome and directional tiles are the industry leader for durability, weather and wear resistance.

**Armor-Tile™** is your one stop source for all tactile systems for the visually impaired. Only **Armor-Tile™** provides a complete range of products designed for the safety and convenience of the visually impaired, in full compliance with the Americans with Disabilities Act (ADA).

Please visit [www.Armor-Tile.com](http://www.Armor-Tile.com) for information on ADA regulations, detailed products specifications, detail drawings, installation instructions and videos, distributor information and more.....

### ASTM and UL Testing

Water Absorption - ASTM D570-98 - Less than 0.08%

Slip Resistance - ASTM C1028-96 - Greater than 0.80

Compressive Strength - ASTM D695-02a - Greater than 28,000 psi

Tensile Strength - ASTM D638-02a - Greater than 19,000psi

Flexural Strength - ASTM D790-03 Greater than 25,000 psi

Chemical Stain Resistance - ASTM D543-95 - No discoloration or staining

Abrasive Wear - ASTM D2486-00 - Less than 0.060 after 6000 cycles

Wear Resistance - ASTM C501-84 - Greater than 500

Accelerated Weathering - ASTM G155-05a for 3000 hrs no fading or chalking

Freeze/Thaw - ASTM D1037-99 no cracking, delamination, or other defects

Salt Spray - ASTM B117-03 for 200 hours no deterioration

### AVAILABLE IN THE FOLLOWING SIZES AND COLORS:


12"X12" • 24"X24" • 24"X36" • 24"X48" • 24"X60"  
36"X48" • 36"X60"



Federal Yellow (YW)  
FED 33538



Ochre Yellow (OCR)  
FED 23594




Colonial Red  
FED 20109



Brick Red (RD)  
FED 22144



Onyx Black (BK)  
FED 17038




Dark Gray (DG)  
FED 36118



Light Gray (LG)  
FED 26280



Pearl White  
FED 37875



Ocean Blue  
FED 15187

**Armor-Tile.com**

## Replaceable Cast in Place - Herculite Series

The Herculite Series Cast in Place system features the ability to easily replace the tile surface without the removal and replacement of concrete. The tamper-proof stainless steel fastener maintains a flush tile surface and the corrosion resistant hexagonal anchor integrates with the concrete for optimal anchoring power.

## Cast in Place

The traditional cast in place detectable warning tile is an ideal solution for tactile needs and boasts the lowest installation cost available. The integral embedment flanges are the complete anchoring system and the tile is easily cut for angle or radius applications.

## Surface Applied

A cost effective solution for retrofit applications or new construction the surface applied tile is supplied as a complete system including the Tile, Adhesive, Fasteners and Sealant. The beveled perimeter edge ensures a smooth transition from the substrate to the detectable warning surface and meets ADA requirements. In addition the surface applied tile is easily cut to conform to angle or radius ramps.

## Modular Paver

The Armor-Tile™ Modular Paver is the solution of choice to integrate with landscape pavers, the high strength modular paver can be dry laid on compacted fill or set in a grout bed or drypac. It is also easily cut for angle or radius ramps and available in 12"x12" or 24"x 24".

## Detectable Directional





### *Tactile Pathway*

The typical areas of use for the detectable directional are university campuses, parks, sidewalks, and transit facilities. The detectable directional is a cost effective solution for both retrofit conditions or new construction and supplied as a complete system with the Tile, Adhesive, Fasteners, and Sealant and is available in the following sizes; 12"x12", 6"x48", 12"x48,24"x48", 36"x48", 36"x60"

## Detectable Guidance

### *Pedestrian Crossing Guide Strip*

The Detectable Guidance Tile is to be used as a tactile pathway for the visual community at pedestrian crossings in roadways. The integral embedment flanges are the complete anchoring system for a new construction application and is available in 4"x24"



# Armor-Tile™

Tactile Systems



## Engineered Plastics Inc.

300 International Drive #100  
Williamsville NY 14221

Tel: (800) 682-2525  
Fax: (800) 769-4463

[Armor-Tile.com](http://Armor-Tile.com)