

MOLDINGS AND ACCESSORIES

Ceiling System

Angle molding, shadow molding, channel molding and other wall moldings are an important detail in the design and installation of each ceiling system. Wall moldings offer a unique solution to each ceiling system by maintaining a consistent look and performance to each design.

Product Description

Materials

A. General: commercial-quality cold rolled hot dipped galvanized steel, chemically cleansed.

B. Components:

1. Angle molding: hemmed with prefinished exposed flanges

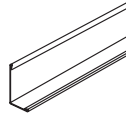
Item #	Length	(A) Flange	(B) Height
<input type="checkbox"/> 7800*	144"	7/8"	7/8"
<input type="checkbox"/> 7802	120"	7/8"	7/8"
<input type="checkbox"/> 7803**	144"	7/8"	7/8"
<input type="checkbox"/> 7804***	144"	9/16"	7/8"
<input type="checkbox"/> 780410	120"	9/16"	7/8"
<input type="checkbox"/> 7805	120"	1-1/2"	1-1/2"
<input type="checkbox"/> 7807	120"	2"	1"
<input type="checkbox"/> 7808	120"	2"	2"
<input type="checkbox"/> 780812	144"	2"	2"
<input type="checkbox"/> 7809	144"	15/16"	15/16"
<input type="checkbox"/> 7813	120"	3"	1"
<input type="checkbox"/> HD7801****	120"	7/8"	7/8"

* Available in Adobe, Black, Brass, Cream, Haze, Mirror, Camel, Natural Aluminum, Pewter, Platinum, Bronze, Silver, Copper, Slate, Vanilla, White, White Aluminum and Wolf

** Pre-punched

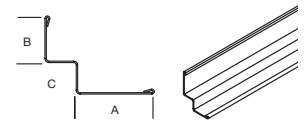
*** Available in Black, Camel, Cream, Haze, Platinum and White

**** Available in White, Gun Metal Grey, Silver, Silver Grey, Satin, White Aluminum, Natural Aluminum and Clear Hot Dipped Galvanized



2a. Shadow molding: hemmed with prefinished exposed flanges

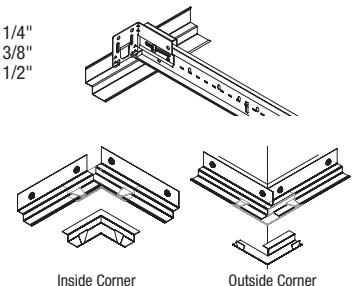
Item #	Length	(A) Flange	(B) Height	(C)
<input type="checkbox"/> 7823	120"	2"	7/8"	3/4"
<input type="checkbox"/> 7871	120"	3/4"	15/16"	3/4"
<input type="checkbox"/> 7875	120"	3/4"	15/16"	1/2"
<input type="checkbox"/> 7873	120"	9/16"	15/16"	3/8"
<input type="checkbox"/> 7874	120"	9/16"	15/16"	1/4"



2b. Shadow Molding (Compatible with Seismic Rx® and BERG 2)

<input type="checkbox"/> 7877	120"	15/16"	15/16"	1/4"
<input type="checkbox"/> 7878	120"	15/16"	15/16"	3/8"
<input type="checkbox"/> 7897	120"	15/16"	15/16"	1/2"

<input type="checkbox"/> 7874IC	Inside Corner for 7874 Molding			
<input type="checkbox"/> 7874OC	Outside Corner for 7874 Molding			
<input type="checkbox"/> 7861	Inside Corner for 7873 Molding			
<input type="checkbox"/> 7862	Outside Corner for 7873 Molding			
<input type="checkbox"/> 7877IC	Inside Corner for 7877 Molding			
<input type="checkbox"/> 7877OC	Outside Corner for 7877 Molding			
<input type="checkbox"/> 7878IC	Inside Corner for 7878 Molding			
<input type="checkbox"/> 7878OC	Outside Corner for 7878 Molding			

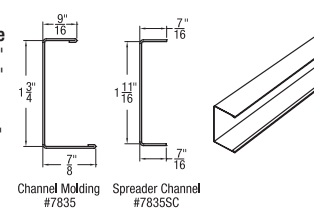


Note: Shadow molding can be rotated to be used with either flange (Corners will not work with rotated moldings).

3. Channel molding: hemmed with prefinished exposed flanges

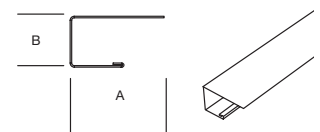
Item #	Length	(A) Flange	(B) Height	(C) Flange
<input type="checkbox"/> 7830	120"	15/16"	1-15/16"	15/16"
<input type="checkbox"/> 7831	120"	15/16"	1-9/16"	15/16"
<input type="checkbox"/> 7834	120"	15/16"	1-1/4"	1/2"
<input type="checkbox"/> 7835*	120"	7/8"	1-3/4"	9/16"
<input type="checkbox"/> 7835SC	11"	7/16"	1-3/4"	1-3/4"

* Available in Gun Metal Grey and Silver Grey



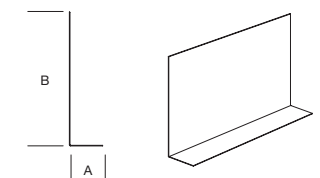
4. Slip-on molding: for glue-up tile

Item #	Length	(A) Flange	(B) Height
<input type="checkbox"/> 7841	120"	1/2"	1/2"
<input type="checkbox"/> 7842	120"	1/2"	5/8"
<input type="checkbox"/> 7843	120"	1/2"	3/4"



5. Fascia molding:
Hemmed, with pre-finished exposed flanges

Item #	Length	(A) Flange	(B) Height
<input type="checkbox"/> 7814	120"	1"	4"
<input type="checkbox"/> 7816	120"	1"	6"
<input type="checkbox"/> 7818	120"	1"	8"

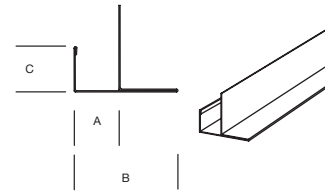


MOLDINGS AND ACCESSORIES

Ceiling System

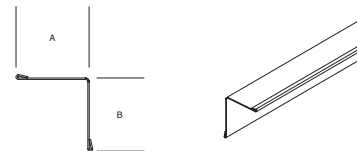
6. "F" Molding: for 1/2" and 5/8" drywall

Item #	Length	(A) Width	(B) Face	(C) Flange
<input type="checkbox"/> 7852	120"	1/2"	1-3/16"	7/8"
<input type="checkbox"/> 7856	120"	5/8"	1-3/4"	7/8"



7. Reverse angle molding: Hemmed, with pre-finished exposed flanges

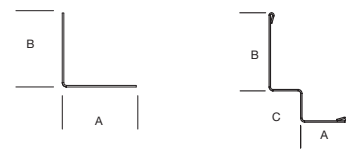
Item #	Length	(A) Flange	(B) Height
<input type="checkbox"/> 7857	144"	15/16"	15/16"
<input type="checkbox"/> 7858	144"	1-9/16"	15/16"



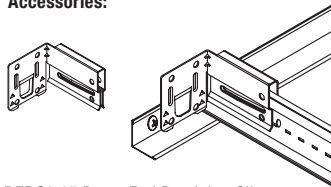
8. Flex Molding: Steel base, with flexible vinyl facing

Item #	Length	(A) Width	(B) Height	(C) Reveal
<input type="checkbox"/> 7880**	96"	1"	1"	
<input type="checkbox"/> 7882**	96"	7/8"	15/16"	
<input type="checkbox"/> 7884**	96"	15/16"	15/16"	
<input type="checkbox"/> 7885**	96"	9/16"	1"	
<input type="checkbox"/> 7887*	96"	2"	1-1/2"	
<input type="checkbox"/> 7890*	96"	3/4"	1-5/8"	3/4"
<input type="checkbox"/> 7898*	96"	9/16"	1"	3/8"

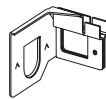
* Available in white only
** Available in black and white



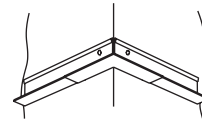
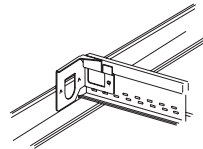
9. Accessories:



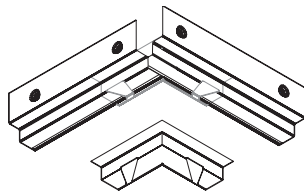
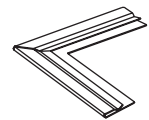
- ☐ **BERC2 2" Beam End Retaining Clip**
Joins main beam or cross tee to wall molding and web of grid with no visible pop rivets (ICC-ESR 1308)



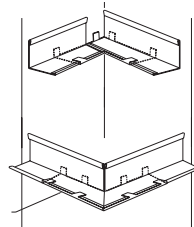
- ☐ **BERC Beam End Retaining Clip**
Joins web of main beam or cross tee to wall molding with no visible pop rivets (ICC-ESR 1308)



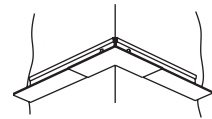
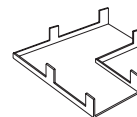
- ☐ **7865 (Outside Corner Cover)**
For nominal 9/16" angle molding; snap over molding to trim outside corners; 2" legs



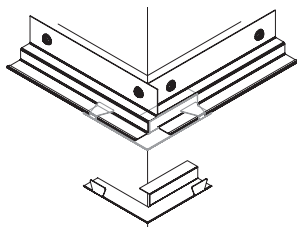
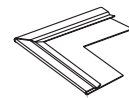
- ☐ **Shadow Mold-Inside Corner** snaps over mold to easily trim inside corner (See reverse side for compatible shadow moldings).



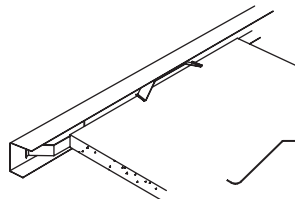
- ☐ **7869 (Inside/Outside Corner Cover)**
For nominal 7/8" angle molding; 1-3/4" legs



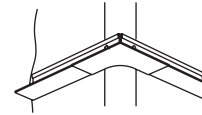
- ☐ **7863 (Outside Corner Cover)**
For nominal 7/8" angle molding; snap over molding to trim outside corners; 2" legs



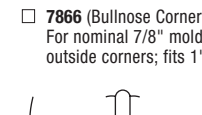
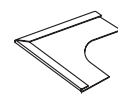
- ☐ **Shadow Mold-Outside Corner** snaps over mold to easily trim outside corner (See reverse side for compatible shadow moldings).



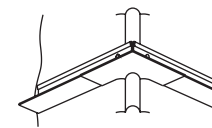
- ☐ **7870 (Spring Clip)**
Border clips install between ceiling tiles and perimeter closures



- ☐ **7864 (Bullnose Corner Cover)**
For nominal 7/8" angle molding; snap over molding to trim outside corners; fits 3/4" radius block; 2" legs



- ☐ **7866 (Bullnose Corner Cover)**
For nominal 7/8" molding; snap over molding to trim outside corners; fits 1" radius block; 2" legs



- ☐ **7867 (Field Cut Corner Cover)**
For nominal 15/16" molding; cut to fit irregular corner conditions; uncut size 2" x 2"

