

# INFUSIONS®


Accent Canopies  
smooth texture




**FAST134**  
Select Items Ship Fast  
[armstrongceilings.com/fast134](http://armstrongceilings.com/fast134)



CAD/Revit® drawings at:  
[armstrongceilings.com/cadrevit](http://armstrongceilings.com/cadrevit)



plus capabilities  
to do more



Infusions Accent Canopies 24" x 60" in Red Fire, Peace Blue, and Cultured Pearl

[armstrongceilings.com/capabilities](http://armstrongceilings.com/capabilities)  
See more photos at:  
[armstrongceilings.com/photogallery](http://armstrongceilings.com/photogallery)

Infusions® Accent Canopies come in a variety of translucent textures and finishes to create custom looks with standard kits.


## KEY SELECTION ATTRIBUTES

- Add dramatic visual impact with multiple shapes or create a small accent area
- Wide variety of colors to fit any design aesthetic
- Unique shape designs can create a variety of visuals depending on the configuration or angle of installation
- Class A fire performance
- Seismic tested and approved
- Select products included in the FAST134 program – ready to ship in 4 weeks or less



**COLORS** Due to printing limitations, shade may vary from actual product.

### Patterns



### Solids



TechLine 877 276-7876  
[armstrongceilings.com/infusionscanopies](http://armstrongceilings.com/infusionscanopies)

**Armstrong®**  
World Industries

# INFUSIONS®

Accent Canopies  
smooth texture

LEED® WELL™   LBC	energy management												
	construction waste mgmt												
	regional materials												
	design for flexibility												
	EPD												
	recyclable/extended producer resp.												
	biobased materials												
	recycled content												
	sourcing of raw materials												
	material ingredient reporting												
low emitting/materials													
lighting quality													
acoustics													
LOCATION DEPENDENT													

## VISUAL SELECTION

	Item No. ♦	Dimensions (Inches)	PCS/CTN
INFUSIONS® Accent Canopies Panel Kits	54051_ _ _	24 × 60 × 1/4"	1
	54052_ _ _	24 × 60 × 1/4"	2
	54061_ _ _	24 × 72 × 1/4"	1
	54062_ _ _	24 × 72 × 1/4"	2
Kit: Flat Infusions panel (1 or 2) with nominal 24" Aluminum Extrusions (2 per panel) attached; cables to form arcs (60° or 90°)			

**FAST**  
4 WEEKS  
or Less

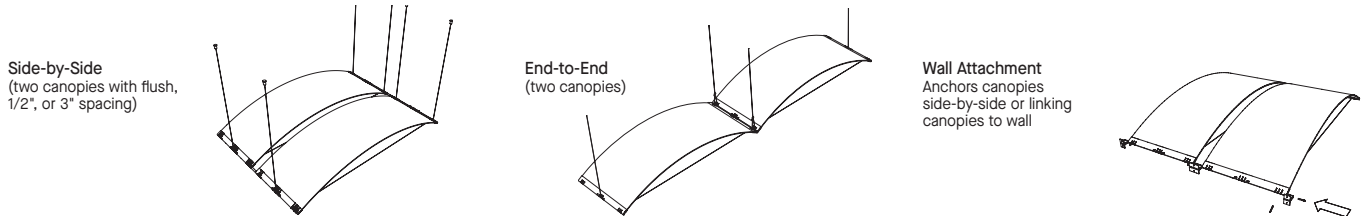
FAST134 program items ready to ship from manufacturer in 4 weeks or less.  
Up-to-date lead times and product options (sizes and colors) at [armstrongceilings.com/fast134](https://armstrongceilings.com/fast134)

♦ When specifying or ordering, include the appropriate 3-letter suffix (e.g. 54051 I C Q)

## ACCESSORIES

Item No.	Description	Pieces per Kit	Item No.	Description	Pieces per Kit
7004	Standard 8' Hanging Kit	2	7041	Dual Canopy Hanging Kit	1
7005	Extended 16' Hanging Kit	2	7044	Single Hinge Linking Kit	1
7010	Extended 30' Hanging Kit	2	7045	Dual Hinge Flush Linking Kit	1
7006	Escutcheon Kit (optional, 2 kits needed per panel)	2	7046	Dual Hinge 1/2" Linking Kit	1
7042	Flush Spacing Kit	1	7047	Dual Hinge 3" Linking Kit	1
7043	1/2" Spacing Kit	1	7008	Wall Attachment Kit	1
7007	3" Spacing Kit	1	7009	Wall End Attachment Kit	1

Hundreds of Ways to Suspend and Link Infusions Accent Canopies from Ceilings and Walls  
8', 16', 30' hanging kits; dual canopy kits



## PHYSICAL DATA

**Material**  
Polycarbonate  
**Surface Finish**  
Smooth

**Fire Performance**  
Infusions Accent Canopies have been tested according to NFPA 286 and are equivalent to Class A Interior Finish as defined by the International Building Code.  
Designers and installers are advised to consult a fire protection engineer, NFPA 13, and local codes for guidance where automatic fire detection and suppression systems are present.  
Contact TechLine at 1 877 276-7876 for specific U.S. and Canadian fire performance data.  
**Design Considerations**  
Do not cut holes in or drill through Infusions Accent Canopies. Doing so may cause the panel to bend in an irregular fashion. Infusions panels are not approved for exterior application.

**Installation Considerations**  
Do not allow the edges of the shapes to get wet or be exposed to moisture.  
Infusions Accent Canopies can be damaged by exposure to high temperatures. The temperature of the shapes should not be permitted to exceed 100°F.  
Use the assembled canopy weights provided in this table to select mounting hardware that will meet this requirement.  
**MATERIAL**

	24" x 60"	24" x 72"
<b>Solid Polycarbonate</b>	21 LBS	25 LBS

  
**Seismic Restraint**  
Refer to ASCE 7-10, Section 13.5 Architectural Components, for seismic requirements. Section 13.5, item 2 refers to 13.2.3 Consequential Damage.  
**Suspension System**  
Canopy-specific hardware must be ordered based on your design plan. For details and some design guidelines, contact TechLine or visit [armstrongceilings.com/infusions](https://armstrongceilings.com/infusions)  
**FAST134 Program Considerations**  
Size of Job Matters: Big jobs, over 2500 SF or 50 pieces for shapes/vertical elements will have longer lead times.

**Location Matters:** Transit time not included. We are ready to ship in 1 week on FAST1 items. However, transit to the states west of Wyoming may add time.  
**Distributor Truck Schedule Matters:** We rely on distribution to help move products around the country. When speed matters, work with your local distributor to ensure FAST134 service.  
**Stock vs Made-to-Order Matters:** FAST3 & FAST4 items are made-to-order and will ship direct to distributor. FAST1 (stocked items) will go through distribution and depend on distributor truck schedules.  
**Warranty**  
Details at [armstrongceilings.com/warranty](https://armstrongceilings.com/warranty)  
**Weight; Pieces/Cartron**

	24" x 60"	24" x 72"
<b>PANEL MATERIAL</b>	1 PC/CTN	1 PC/CTN
<b>Solid Polycarbonate</b>	21 LBS	25 LBS
<b>ACCESSORY KITS</b>		
7004 – 0.3 LBS	7006 – 0.1 LBS	7008 – 0.4 LBS
7005 – 0.5 LBS	7007 – 0.2 LBS	7009 – 0.2 LBS

  
All other accessory kits weigh less than 1 LB each.