



Infusions<sup>®</sup>  
Accent Canopies

**Armstrong<sup>®</sup>**  
World Industries



Infusions® Accent Canopies; Wichita State University, Rhatigan Student Center, Wichita, KS;  
Alloy Architecture, Wichita, KS

# Make an Impact with a Rainbow of Options



Create a focal point. Accentuate an area with a splash of color or a simple pattern. If you have the canvas, we can provide the tools!

Blend classic and modern, fabric and translucent looks. New bold hues and golden patterns play well with other Armstrong® ceiling and wall finishes.

Infuse some fun into your next ceiling design. Canopies are available in 2' x 5' and 2' x 6' sizes. Suspend them from the ceiling or anchor them to the wall. Mingle hills with valleys, or just let them flow as far as the eye can see.


# Mix and Match Solids and Patterns

## KEY SELECTION ATTRIBUTES

- Define spaces, accentuate an area, provide focus, or create ceiling artwork
- Mix and match sizes and shapes
- Standard components allow you to create custom configurations
- Suspend individually or in groups
- Lighting can enhance the impact of canopies
- Strong, impact-resistant edges
- Installation is fast and simple – no special tools required
- Select products included in the FAST134 program – ready to ship in 4 weeks or less



Patterns



Solids

Infusions® Accent Canopies in Sheer Iris; SPARK Holy Redeemer Hospital, Meadowbrook, PA; MPM Studio, Pleasantville, NJ





Infusions® Accent Canopies; Europa Café, New York, NY; Norman Glavas Architects, New York, NY

# High Visibility and Focus Areas

## TYPICAL APPLICATIONS

- Hospitality and Retail
- Office
- Healthcare
- Education
- Lobbies/Atriums
- Exposed Structure Areas
- Transportation





# Kauffman Stadium Case Study

“Kansas City Royals’ Kauffman Stadium’s iconic feature is its 322-foot-wide water spectacular – the largest privately funded fountain in the world – which shoots into action during key plays of the baseball games. During the ballpark’s \$250 million renovation, this feature influenced the interiors as well as the exterior and became a key design element of a new outfield walkway. We selected the Infusions® Accent Canopies to bring the idea of water movement into the entry lobby – the first interior experience of the ballpark, which incorporates well with the native limestone feature walls, demonstrating the continuity between earth and water. Also, the translucent blue calls not only to water, but to the Royals’ primary team color.”

Kara Boshart | Associate – NCIDQ, LEED® AP  
Populous  
Kansas City, Missouri



## Patterns



Natural Linen  
(TNL)




Blue Linen  
(TBL)




Crushed Copper  
(TCC)




Crystalline Focus  
(TCR)




Crystalline Silverado  
(TSV)



Clear Arbor  
(TCA)



Blue Arbor  
(TBA)



Red Arbor  
(TRA)


## Solids



Cultured Pearl  
(TCP)



Inspiration Ice  
(TNC)



Calm Water  
(TCW)




Natural Faith  
(TNF)



Loyalty Latte  
(TLL)




Caribbean Renewal  
(TAR)



Sage Happiness  
(TSH)




Peace Blue  
(TPB)




Sheer Iris  
(TSI)




Blueberry Bliss  
(TBB)




Red Fire  
(TRF)




Refined Reef  
(TRR)



Refined Kiwi  
(TRK)




Refined Lagoon  
(TRL)



Refined Plum  
(TRP)



Refined Tangerine  
(TRT)



Refined Black  
(TRB)

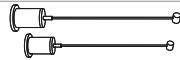


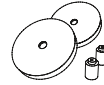
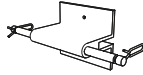



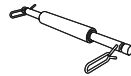




## Panel Selection

### VISUAL SELECTION

Item No. ♦	Dimensions (Inches)	Colors	PCS/CTN	Kit Contents
<b>INFUSIONS® Accent Canopies – 2' × 5' and 2' × 6' Panel Kits</b>				
54051_ _ _	24 × 60 × 1/4"	See page 7 for color options	1	Flat Infusions panel (1 or 2) with nominal 24" aluminum extrusions (2 per panel) attached Cables to form arcs (60° or 90°)
54052_ _ _	24 × 60 × 1/4"	See page 7 for color options	2	
54061_ _ _	24 × 72 × 1/4"	See page 7 for color options	1	
54062_ _ _	24 × 72 × 1/4"	See page 7 for color options	2	

♦ When specifying or ordering, include the appropriate 3-letter suffix (e.g. 54051 I S I)

### ACCESSORY SELECTION

Item No.	Description		
<b>Hanging Kits</b>			
7004	Standard 8' Hanging Kit	N/A	
7005	Extended Hanging Kit – 16'	Allows for extended drops from deck and bottom end adjustment of height at panel	
7010	Extended Hanging Kit – 30'	Same as 7005 above except 30' cables (2)	
7041	Dual Canopy Hanging Kit	Links two canopies end-to-end with one yoked wire to minimize visible wires	
<b>Wall &amp; Ceiling Kits</b>			
7006	Escutcheon Kit	Used when hanging canopy below an existing ceiling	
7008	Wall Attachment Kit	Anchors canopies side-by-side to a wall	
7009	Wall End Attachment Kit	Used at ends when linking single or multiple canopies	
<b>Linking Kits</b>			
7042	Flush Spacing Kit	Links two canopies side-by-side with flush spacing	
7043	1/2" Spacing Kit	Links two canopies side-by-side with 1/2" spacing	
7007	3" Spacing Kit	Links two canopies side-by-side with 3" spacing	
7044	Single Hinge Linking Kit	Links two canopies end-to-end, two kits typically needed	
7045	Dual Hinge Flush Linking Kit	Links four canopies together end-to-end and flush side-to-side	
7046	Dual Hinge 1/2" Linking Kit	Links four canopies together end-to-end with 1/2" spacing side-to-side	
7047	Dual Hinge 3" Linking Kit	Links four canopies together end-to-end with 3" spacing side-to-side	

NOTE: Accessory kits are compatible with all canopy sizes.

See panel arc details and Infusions Accent Canopies Technical Guide, CS-3908, for layout and configuration ideas. If you need assistance identifying what and how many accessory kits are needed for your project, contact TechLine at 877 276 7876.

## Physical Data

### Material

Polycarbonate

Surface Finish – Smooth

### Fire Performance

Infusions® Accent Canopies have been tested according to NFPA 286 and are equivalent to Class A Interior Finish as defined by the International Building Code.

Designers and installers are advised to consult a fire protection engineer, NFPA 13, and local codes for guidance where automatic fire detection and suppression systems are present.

Contact TechLine at 877 276-7876 for specific US and Canadian fire performance data.

### Design Considerations

Do not cut holes in or drill through Infusions Accent Canopies. Doing so may cause the panel to bend in an irregular fashion.

Infusions panels are not approved for exterior application.

### Installation Considerations

Do not allow the edges of the shapes to get wet or be exposed to moisture.

Infusions Accent Canopies can be damaged by exposure to high temperatures. The temperature of the shapes should not be permitted to exceed 100°F.

Use the assembled canopy weights provided in this table to select mounting hardware that will meet this requirement.

MATERIAL	2' x 5'	2' x 6'
Solid Polycarbonate	21 LBS	25 LBS

### Seismic Restraint

Refer to ASCE 7-10, Section 13.5 Architectural Components, for seismic requirements. Section 13.5, item 2 refers to 13.2.3 Consequential Damage.

### Suspension System

Canopy-specific hardware must be ordered based on your design plan.

For details and some design guidelines, contact TechLine or visit [armstrongceilings.com/infusions](http://armstrongceilings.com/infusions)

### Warranty

Details at [armstrongceilings.com](http://armstrongceilings.com)

Weight; Pieces/Carton

PANEL MATERIAL	2' x 5' 1 PC/CTN	2' x 6' 1 PC/CTN		
Solid Polycarbonate	21 LBS	25 LBS		
ACCESSORY KITS				
7004 – 0.3 LBS	7006 – 0.1 LBS	7008 – 0.4 LBS	7010 – 0.7 LBS	
7005 – 0.5 LBS	7007 – 0.2 LBS	7009 – 0.2 LBS		

All other accessory kits weigh less than 1 LB – each.

Infusions Accent Canopies, 2' x 6' in Red Fire, Peace Blue, and Cultured Pearl; Shelton State Community College, Tuscaloosa, AL; Ellis Architect, Tuscaloosa, AL



TAKE  
THE NEXT  
STEP



Experience,  
Above All™

**877 276-7876**

Customer Service Representatives  
7:45 a.m. to 5:00 p.m. EST  
Monday through Friday

TechLine – Technical information, detail drawings,  
CAD design assistance, installation information,  
other technical services – 8:00 a.m. to 5:30 p.m. EST,  
Monday through Friday. FAX 800 572 8324  
or email: [techline@armstrongceilings.com](mailto:techline@armstrongceilings.com)

**[armstrongceilings.com/commercial](http://armstrongceilings.com/commercial)**

Latest product news  
Standard and custom product information  
Online catalog  
CAD, Revit®, SketchUp® files  
A Ceiling for Every Space® Visual Selection Tool  
Product literature and samples – express service  
or regular delivery  
Contacts – reps, where to buy, who will install

 **ProjectWorks®**

**[armstrongceilings.com/projectworks](http://armstrongceilings.com/projectworks)**

The power of **ProjectWorks®** Design and  
Pre-Construction Service

Mix and match different sizes, shapes,  
colors, and materials to reinvent your  
standard, specialty, or custom ceiling.

Visit our pattern gallery online to  
see ideas for your next project at  
[armstrongceilings.com/patterngallery](http://armstrongceilings.com/patterngallery)

Contact your local representative to get a  
design started! Not sure who your local rep  
is? Visit [armstrongceilings.com/findarep](http://armstrongceilings.com/findarep)



Cover Photo: Infusions® Accent Canopies; ►  
Corporate Training Facility, Schriever, LA

**[armstrongceilings.com/infusions](http://armstrongceilings.com/infusions)**

Revit® is a registered trademark of Autodesk, Inc.  
SketchUp® is a registered trademark of Trimble, Inc.  
LEED® is a registered trademark of the U.S. Green Building Council  
All other trademarks used herein are the property of AWI Licensing LLC and/or its affiliates  
© 2023 AWI Licensing LLC

**Armstrong®**  
World Industries