

METALWORKS™ Shapes for DESIGNFLEX®

Tegular
smooth texture



SHAPES



SIZES



COLOR


DESIGNFLEX® CEILING SYSTEMS

PERSONALIZE YOUR DESIGN!

Mix and match different sizes, shapes, colors, and materials to reinvent your ceiling. More at: armstrongceilings.com/designflex



MetalWorks Shapes for DesignFlex with Suprafine® XM 9/16" suspension system



Now, MetalWorks™ Shapes in 45° and 60° triangles, parallelograms, and trapezoids.

KEY SELECTION ATTRIBUTES

- DesignFlex® options mean shapes, sizes, and colors
- Mix and match – Shapes also available with Calla®, Lyra®, Ultima®, Optima®, and WoodWorks® panels



- MetalWorks™ FASTPeel™ panels feature an easier-to-remove protective film
- MetalWorks panels are part of the Sustain™ portfolio, (unperforated panels only) and meet the most stringent industry sustainability compliance standards today

- CleanAssure™ family of products – includes disinfectable panels, suspension systems, and trim
- Lighting and MEP integration with TechZone®, or with shaped lights and diffusers, available through one of our partner companies, or with standard modular and pendant lights

- Aluminum panels with exceptional durability – Washable, Scrubbable, Soil-resistant



COLORS Due to printing limitations, shade may vary from actual product.



Whitelume
(WHA)



Silverlume
(SIA)



Gun Metal
(MYA)



Black
(BL)



Custom Colors
Available

PERFORATION OPTIONS (1:2 scale shown)



M1
(Unperforated)

DETAILS



MetalWorks Shapes for
DesignFlex Tegular in M1 unperforated

METALWORKS™ Shapes for DESIGNFLEX®

Tegular
smooth texture



LEED®
WELL™ LBC



Contact TechLine
for Ecomedes information

LOCATION DEPENDENT

WITH
INFILL
PANEL

Start your design process with a visit to our online pattern gallery at: armstrongceilings.com/patterngallery

See dozens of pre-designed patterns and colors online in our pattern gallery. We've provided all of the details – from takeoffs showing 2' or 4' on-center spacing to panels, suspension, trims, and accessories. Installation instructions answer questions typically associated with unique ceiling installations. Lighting and air diffusers can also be easily integrated. If you can't find the ceiling pattern you envision for your next space online, call us and we'll help you create a design to personalize your space – 1 877 276-7876.

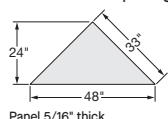


These 8 MetalWorks™ Shapes with Tegular edges are available for Suprafine® XM 9/16" suspension:

45° SHAPES

Triangles

2' Main Beam Spacing **8284M1** _ _ _ Triangle



Panel 5/16" thick

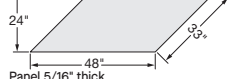


Panel 5/16" thick

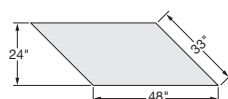
8285M1 _ _ _ Right Triangle

Parallelograms

2' Main Beam Spacing **8287M1** _ _ _ Right Parallelogram



Panel 5/16" thick



Panel 5/16" thick

8288M1 _ _ _ Left Parallelogram

Trapezoids

No Trapezoids available in 45° shapes

60° SHAPES

Triangles

2' Main Beam Spacing **8290M1** _ _ _ Triangle



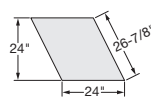
Panel 5/16" thick

Parallelograms

2' Main Beam Spacing **8292M1** _ _ _ Right Parallelogram



Panel 5/16" thick

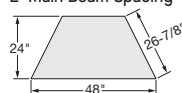


Panel 5/16" thick

8293M1 _ _ _ Left Parallelogram

Trapezoids

2' Main Beam Spacing **8296M1** _ _ _ Trapezoid



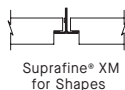
Panel 5/16" thick

◆ When specifying or ordering, include the appropriate perforation and color suffix with the item number (e.g. 8284M1 **W H Δ**).

NOTE: Shapes are shown in finish view from below ceiling.

SUSPENSION SYSTEMS

9/16"



Suprafine® XM
for Shapes

Suspension system is available in
coordinating colors

TechLine 877 276-7876
armstrongceilings.com/metalworksshapes

Armstrong®
World Industries

DESIGNFLEX® SHAPES



METALWORKS™ Shapes for DESIGNFLEX®

Tegular
smooth texture



LEED® WELL | LBC

| UP TO 15% RECYCLED CONTENT | |
|------------------------------------|---|
| energy management | ✓ |
| construction waste mgmt | ✓ |
| regional materials | ✓ |
| design for flexibility | ✓ |
| EPD | ✓ |
| recyclable/extended producer resp. | ✓ |
| biobased materials | ✓ |
| recycled content | ✓ |
| sourcing of raw materials | ✓ |
| material ingredient reporting | ✓ |
| low emitting materials | ✓ |
| lighting quality | ✓ |
| acoustics | ✓ |

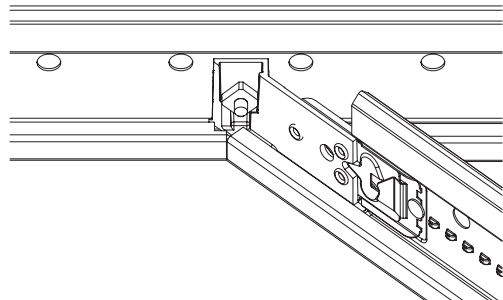
Contact TechLine for Ecomedes information

LOCATION DEPENDENT

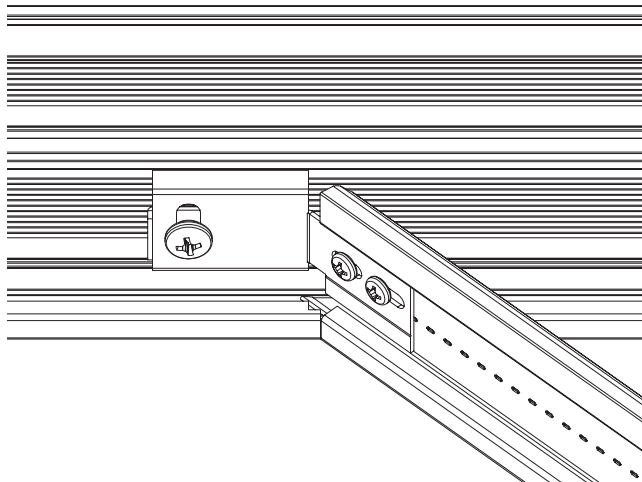
WITH INFILL PANEL

DETAILS

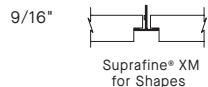
Tegular Panel installed with Angle Bracket connecting Suprafine® XM Cross Tee and Main Beam



Full-size Tegular Panel Axiom® Trim Perimeter Solution, using AXTBC Clip



SUSPENSION SYSTEMS



Suspension system is available in coordinating colors

PARTNER COMPANIES

For more information on our partner companies, please visit armstrongceilings.com/partners

Compatible with:
Axis Geometrix™ Lighting,
JLC-Tech T-BAR FLEX LED
Lights and Price diffusers.



Shaped infill panels are available through asquote@armstrongceilings.com for specific partner lighting fixtures.

PHYSICAL DATA

Material
Aluminum – thickness 0.040"

Surface Finish
Factory-applied polyester paint finish
Custom colors also available. Contact TechLine for custom color matching requests at 1 877 276-7876.

Fire Performance
Class A per ASTM E84. Flame Spread Index 25 or less. Smoke Developed Index 50 or less. CAN/ULC S102 Flame Spread 25 or less. Smoke Developed Index 50 or less.

ASTM E1264 Classification
Fire Class – Class A
Unperforated – Type XX, Pattern G
Perforated – Type XX, Pattern C

Installation Considerations
See installation instructions for bracket and perimeter solution guidelines.

Design Considerations
MetalWorks™ Shapes for DesignFlex® installation system based on parallel main beam spacing.

WHA, SIA, and MYA will not match WH, SG, and MY used on other substrate products.

Silverlume (SIA) and Gun Metal (MYA) colors are directional and run parallel to base as shown on data page. This must be considered in ceiling layout plans for right triangle shape.

For optimum visual design, backlighting panels is not recommended.

For any color available contact:
asquote@armstrongceilings.com

Seismic Restraint
Suprafine XM for DesignFlex Shapes suspension system have been engineered, tested, and approved for use with DesignFlex Shapes panels when installed per Armstrong Ceilings installation instructions.

Cleaning and Disinfecting
Cleaning and CDC approved disinfecting options available on armstrongceilings.com/cleaning

Warranty
Details at armstrongceilings.com/warranty

Weight/Panel (Bulk Packed)
8284M1 – 2.2 lbs/SF 8290M1 – 1.1 lbs/SF
8285M1 – 1.1 lbs/SF 8292M1 – 2.2 lbs/SF
8287M1 – 4.4 lbs/SF 8293M1 – 2.2 lbs/SF
8288M1 – 4.4 lbs/SF 8296M1 – 3.3 lbs/SF

TechLine 877 276-7876
armstrongceilings.com/metalworksshapes

Armstrong®
World Industries

DESIGNFLEX®

Suspension Systems & Accessories

MetalWorks™ Shapes panels



LEED® WELL™ LBC

UP TO 15% RECYCLED CONTENT

energy management

construction waste mgmt

regional materials

design for flexibility

EPD

recyclable/ biobased materials

recycled content

sourcing of raw materials

material ingredient reporting

low emitting/ materials

lighting quality

acoustics

LOCATION DEPENDENT

WITH INFILL PANEL

Contact TechLine for Ecomedes information

SUSPENSION SYSTEMS COMPONENTS & ACCESSORIES System utilizes Suprafine® XL® main beams

45° SHAPES

| Item No. | Description |
|----------|---|
| 75AB45L | Suprafine® 45° Left Angle Bracket |
| 75AB45R | Suprafine 45° Right Angle Bracket |
| 75AB45D | Suprafine 45° Double Angle Bracket |
| 75CB45 | Suprafine 45° Corner Bracket |
| XM754524 | Suprafine 45° Base Cross Tee – 24" Main Beam Spacing |
| XL7520 | 24" Suprafine Cross Tee |
| XM7524 | Suprafine Perimeter Cross Tee – 24" Main Beam Spacing |
| PCC | Axiom® Perimeter Corner Clip |
| PAC | Perimeter Angle Clip |
| BERC2 | 2" Beam End Retaining Clip |

60° SHAPES

| Item No. | Description |
|----------|---|
| 75AB60L | Suprafine 60° Left Angle Bracket |
| 75AB60R | Suprafine 60° Right Angle Bracket |
| 75AB60D | Suprafine 60° Double Angle Bracket |
| XM756024 | Suprafine 60° Base Cross Tee – 24" Main Beam Spacing |
| XM7524 | Suprafine Perimeter Cross Tee – 24" Main Beam Spacing |
| PCC | Axiom Perimeter Corner Clip |
| PAC | Perimeter Angle Clip |
| BERC2 | 2" Beam End Retaining Clip |

For additional suspension components, trims, and clips, please consult the full installation instructions at www.armstrongceilings.com/shapesinstallation

