



Floating  
Clouds

FORMATIONS<sup>TM</sup>

# RAISING The Standard

Formations™ Cloud Kits give you a great custom look using standard components – eliminating the hassle, cost, and risk associated with custom installations. Panel options offer great spot acoustics, too. Formations cloud kits make installing clouds quick and easy! And now, with Formations™ Custom Cloud Kits, you can build your custom cloud any way you want it.

Formations™ Clouds with ULTIMA® Tegular panels and Axiom® 4" Classic trim ▶



5  
Creating a  
Cloud Kit



9  
FORMATIONS™  
Curves



10  
FORMATIONS™  
Squares/  
Rectangles



11  
FORMATIONS™  
Staggered



13  
FORMATIONS™  
Planks



14  
FORMATIONS™  
for Drywall



15  
FORMATIONS™  
Custom Cloud  
Kits





### For Every Space

With a wide variety of options – including configurations, panels, sizes, trim color, and applications – the possibilities are endless.

### Great Acoustics

Formations cloud kits with acoustical panels provide greater sound absorption than a continuous ceiling of the same area.

### Fewer Wires

Kits come complete with our proven StrongBack™ carrying channel, which eliminates 40% of the cables – minimizing visible wires.

### Faster Installation











Aircraft cable allows for easy floor level installation – kits assemble and install up to 50% faster than stick built clouds.

# FORMATIONS™

## Cloud Kits

Formations Cloud Kits Make it Easy to Create Unique Ceiling Designs

1 Start by choosing the FORMATIONS cloud type that fits your design vision.

CLOUD TYPE	DESCRIPTION
	<p><b>FORMATIONS™ Curves</b></p>  <ul style="list-style-type: none"> <li>• Soften and quiet an open room design by adding a few curves.</li> <li>• 16 suspension system/trim colors</li> <li>• 3 standard trim heights</li> <li>• 16 shapes and sizes</li> </ul>
	<p><b>FORMATIONS™ Squares/Rectangles</b></p>  <ul style="list-style-type: none"> <li>• Create a bold, captivating ceiling design with outstanding sound absorption.</li> <li>• 16 suspension system/trim colors</li> <li>• 3 standard trim heights</li> <li>• 15 shapes and sizes</li> </ul>
	<p><b>FORMATIONS™ Staggered</b></p>  <ul style="list-style-type: none"> <li>• Create visually interesting clouds the easy way.</li> <li>• 16 suspension system/trim colors</li> <li>• 3 standard trim heights</li> <li>• 78 shapes and sizes</li> </ul>
	<p><b>FORMATIONS™ Planks</b></p>  <ul style="list-style-type: none"> <li>• Reduce the amount of visible suspension and create a sleek, clean look.</li> <li>• 16 suspension system/trim colors</li> <li>• 3 standard trim heights</li> <li>• 30 shapes and sizes</li> </ul>
	<p><b>FORMATIONS™ for Drywall</b></p>  <ul style="list-style-type: none"> <li>• Improved floating visual compared to field constructed track and channeled clouds.</li> <li>• 3 standard trim heights</li> <li>• 21 shapes and sizes</li> </ul>

# FORMATIONS™ Cloud Kits

## 2 Select a ceiling panel that works with your cloud.

**ACOUSTICAL PANELS** Due to printing limitations, shade may vary from actual product.

### Curves

**ULTIMA® Tegular and Vector® Panels**



ULTIMA  
Tegular & Vector

NOTE: ULTIMA Vector is the only available factory-cut curved panel. Other 2' x 2' mineral fiber/fiberglass panels may be used but may require field cutting.

For other non-standard acoustical options, see pages 20-21.

### Staggered & Planks

**OPTIMA® Vector® Panels**



OPTIMA  
Vector

### Squares

**CALLA®/LYRA®/OPTIMA/ULTIMA/CIRRUS®/CORTEGA®/DUNE™/FINE FISSURED™ Tegular, Vector®, and Square Lay-in Panels**



CALLA  
Square Lay-in,  
Tegular & Vector



LYRA  
Tegular &  
Vector



OPTIMA  
Tegular &  
Vector



ULTIMA  
Tegular &  
Vector



CIRRUS  
Tegular



CORTEGA  
Tegular



DUNE  
Tegular



FINE FISSURED  
Tegular

### **new** LYRA® PB Square Tegular Panels



Brown Sugar  
Walnut  
(WBS)



Toffee  
Chestnut  
(WTC)



Vanilla  
Ash  
(WVA)



Honey  
Oak  
(WHO)



Earl Grey  
Teak  
(WGT)



Coconut  
Birch  
(WCB)



Bourbon  
Cherry  
(WBC)



Dark Mocha  
Walnut  
(WMM)

**METALWORKS™ Square Tegular and Vector Panels**



Micro-  
perforated



Extra Micro-  
perforated



White  
(WH)



Silver Grey  
(SG)



Gun Metal  
Grey (MY)



Effects Cherry  
(FXCH)



Effects Dark  
Cherry (FXDC)



Effects Walnut  
(FXWN)



Effects Oak  
(FXOK)



Effects Walnut  
Espresso (FXWE)

### **new** Effects™ Bold (Interior, Exterior)



Effects  
Sea Salt  
(FXSS, FXSS2)



Effects  
Ginger  
(FXGR, FXGR2)



Effects  
Nutmeg  
(FXNM, FXNM2)



Effects  
Poppy Seed  
(FXPS, FXPS2)



Effects  
Peppercorn  
(FXPC, FXPC2)



Effects  
Almond  
(FXAL, FXAL2)



Effects  
Sesame  
(FXSE, FXSE2)



Effects  
Macadamia  
(FXMA, FXMA2)



Effects  
Cinnamon  
(FXCM, FXCM2)



Effects  
Flax  
(FXFL, FXFL2)



Effects Cocoa  
Bean  
(FXCB, FXCB2)



Effects  
Coriander  
(FXCO, FXCO2)

### **new** Effects™ Subtle (Interior, Exterior)

NOTE: Effects colors are only available for unperforated and extra microperforated panels.

**ACCENT PANELS** Due to printing limitations, shade may vary from actual product.

### Squares

**METALWORKS Tin Tegular and Vector Panels (10 available)**



White  
(TWH)



Chrome  
(TAM)



Lacquered  
Steel  
(TLS)



Copper  
(TCP)

**METALWORKS Mesh Lay-in Panels (24 available)**



White  
(TWH)



Silver Grey  
(SG)



Gun Metal  
Grey (MY)



Tech Black  
(BL)



Nickle Chrome  
(NC)



Bronze  
(BZ)



Copper  
(CP)

**INFUSIONS® Lay-in Panels**

**Lay-in Color Choices (21 available)**



Natural Linen  
(TNL)\*



Caribbean  
Renewal  
(TAR)



Clear Arbor  
(TCA)



Blue Arbor  
(TBA)

**WOODWORKS® Grille Tegular Panels (3 panel designs)**

**WOODWORKS® Open Cell Vector Panels (5 panel designs)**



Grille Maple  
(GMP)



Grille Light  
Cherry (GLC)



Grille Dark  
Cherry (GDC)




Grille Walnut  
(GWN)

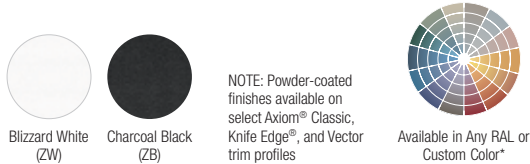
# 3 Select your suspension system and trim colors.

**COLOR SELECTION** Due to printing limitations, shade may vary from actual product.

## Standard



## POWDER-COATED FINISHES




\* Colors that are pre-qualified to meet Sustain™ portfolio requirements are available upon request. Other made-to-order colors must be evaluated if sustainability criteria is required. Lead time will increase.

NOTE: 360° paint finishes and custom colors available as special order.

† Use BL suffix for suspension systems and Axiom

## SUSPENSION SYSTEMS



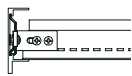
PRELUDE® 15/16" suspension system included in all kits (except Drywall)

Drywall 1-1/2" suspension system

# 4 Select your AXIOM® trim profile and height.

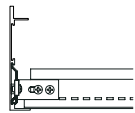
## AXIOM® TRIM TYPES

AXIOM® Vector® for FORMATIONS™



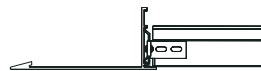
2", 4", and 6" heights

AXIOM® Vector® (Inverted) for FORMATIONS™



2", 4", and 6" heights

AXIOM® Knife Edge® for FORMATIONS™



AXIOM® Knife Edge® Vector® for FORMATIONS™



## AXIOM TRIM PROFILE OPTIONS



AXIOM® for FORMATIONS™ Vector® trim (available in 2", 4", and 6" heights)



Vector panel with AXIOM® for FORMATIONS™ Vector® trim (available in 2", 4", and 6" heights)



Tegular panel with inverted AXIOM® for FORMATIONS™ Vector® trim (available in 2", 4", and 6" heights)



Tegular panel with AXIOM® for FORMATIONS™ Knife Edge® for Vector® trim



Vector panel with AXIOM® for FORMATIONS™ Knife Edge® for Vector® trim

















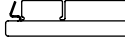
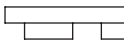

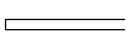
AXIOM® trims and transitions customer service is available to help with your project from start to finish. Call 877 276-7876..

View installation videos or download CAD, Revit®, and SketchUp® files at [armstrongceilings.com/ formations](http://armstrongceilings.com/ formations)

# FORMATIONS™ Cloud Kits

## COMPATIBLE CEILING PANELS

Trim Choices:

Edge Profile	Panel	AXIOM® Vector® Available in 2", 4", and 6" heights	AXIOM® Vector® (Inverted) Available in 2", 4", and 6" heights	AXIOM® Knife Edge®	AXIOM® Knife Edge® Vector®
<b>FORMATIONS™ Curves</b>					
	Lay-in	–	•	–	–
	ULTIMA® Beveled Tegular	–	•	–	–
	ULTIMA® Vector (Factory-cut)	•	–	–	–
<b>FORMATIONS™ Squares</b>					
	Lay-in	–	•	•	–
	CALLA® Square Tegular	•	•	•	•
	CALLA® Vector (Factory-cut)	•	–	–	•
	LYRA® Square Tegular	•	•	•	•
	LYRA® Vector (Factory-cut)	•	–	–	•
	OPTIMA® Square Tegular	•	•	•	•
	OPTIMA® Vector (Factory-cut)	•	–	–	•
	ULTIMA® Beveled Tegular	•	•	•	•
	ULTIMA® Vector (Factory-cut)	•	–	–	•
	CIRRUS®/CORTEGA®/DUNE™/ FINE FISSURED™ Angled Tegular	–	•	•	–
	ULTIMA® Health Zone™ Create!™ Square Lay-in	–	•	•	–
	METALWORKS™ Square Tegular	•	•	•	•
	METALWORKS™ Vector	•	–	–	•
	WOODWORKS® Grille Tegular	•	•	•	•
	WOODWORKS® Open Cell Vector	•	–	–	–
	INFUSIONS® Lay-in	•	•	•	•
<b>FORMATIONS™ Planks &amp; Staggered</b>					
	OPTIMA® Vector	•	–	–	–
<b>FORMATIONS™ for Drywall</b>					
	N/A	AXIOM® One-piece Drywall Trim			



# FORMATIONS™ Curves Cloud Kits

## 5 Specify kits, colors, and panel selections.

### HOW TO SPECIFY

Based on the cloud size and shape you choose, you need to specify and order the suspension and trim kit item number, the special factory-cut curved Vector® panel kit number, and any extra cartons of the infill panels you may need.

Standard circle and rounded square clouds feature 15/16" PRELUDE® suspension system and your choice of 2", 4", or 6" high AXIOM® Vector® trim.

EXAMPLE:

C4VES 0606C \_ \_

4" High 6' x 6' Color  
AXIOM® Cloud Suffix\*  
Vector  
Trim

Also order ULTIMA® Vector®  
Curves Panel Kit: 1970

Custom options available  
that include a wide range  
of AXIOM® trim and suspension  
system options.

\* If specifying a color other than  
White, remember to add the color  
suffix at the end of the Suspension  
Kit item number.

### VISUAL SELECTION

Cloud Size		Suspension Item No. (Axiom Trim & Suspension System)
<b>Curves</b>		
6'	Circle	15/16" Prelude
6' x 8'	Oval	<b>C_VES0606C</b> _ _
6' x 10'	Oval	<b>C_VES0608</b> _ _
6' x 12'	Oval	<b>C_VES0610</b> _ _
6' x 14'	Oval	<b>C_VES0612</b> _ _
8'	Circle	<b>C_VES0808C</b> _ _
8' x 8'	Rounded Square	<b>C_VES0808</b> _ _
8' x 10'	Rounded Square	<b>C_VES0810</b> _ _
8' x 12'	Rounded Square	<b>C_VES0812</b> _ _
8' x 14'	Rounded Square	<b>C_VES0814</b> _ _
10'	Circle	<b>C_VES1010C</b> _ _
10' x 10'	Rounded Square	<b>C_VES1010</b> _ _
10' x 12'	Rounded Square	<b>C_VES1012</b> _ _
10' x 14'	Rounded Square	<b>C_VES1014</b> _ _
11'-5"	Circle	<b>C_VES1212C</b> _ _
12' x 12'	Rounded Square	<b>C_VES1212</b> _ _
12' x 14'	Rounded Square	<b>C_VES1214</b> _ _
14'	Circle	<b>C_VES1414C</b> _ _
14' x 14'	Rounded Square	<b>C_VES1414</b> _ _

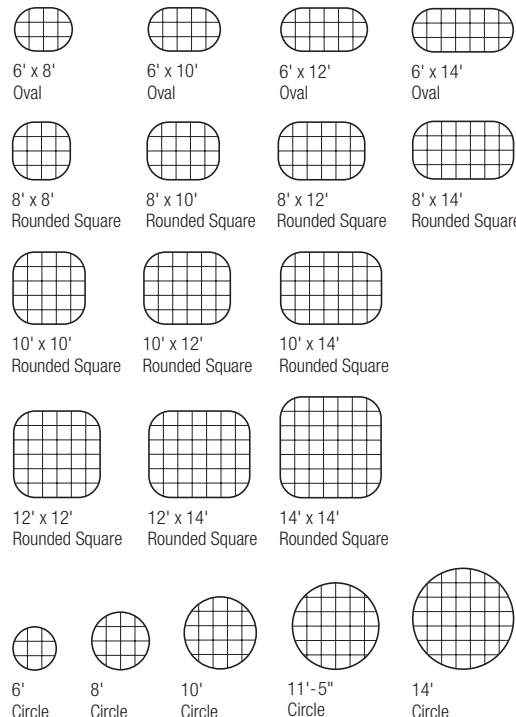
### PANEL SELECTION

#### ULTIMA® Vector® Factory-cut Curved Panels

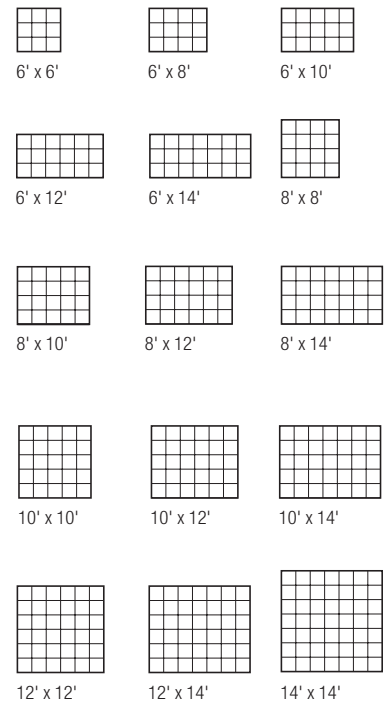
Item No.	Cartons Required	Required Extra Item 1920 2' x 2' (Ctns)
1970	1	0
1971	1	1
1971	1	1
1971	1	1
1971	1	1
1973	1	1
1972	1	1
1972	1	1
1972	1	1
1972	1	2
1974	2	1
1972	1	2
1972	1	2
1972	1	2
1975	2	2
1972	1	2
1972	1	3
1976	2	3
1972	1	4

### CLOUD SHAPE AND SIZE SELECTION

#### Curves



#### Squares



# FORMATIONS™ Square/Rectangle Cloud Kits

## 5 Specify kits, colors, and panel selections.

### HOW TO SPECIFY

Based on the cloud size and shape you choose, you need to specify and order the suspension and trim kit item number and the panel item number you select.

Standard square and rectangle clouds feature 15/16" PRELUDE® suspension system and your choice of 2", 4", or 6" high AXIOM® Vector® trim, AXIOM® Knife Edge® Tegular or Vector® trim.

#### EXAMPLE:

**C4VEA 0606** \_\_ \_\_

4" High 6' x 6' Color  
AXIOM® Cloud Suffix\*  
Vector  
Trim

Also order OPTIMA® Vector® Squares Panel Kit: 3900 (2' x 2' panels – 1 carton).

Custom options available that include a wide range of AXIOM® trim and suspension system options.

\* If specifying a color other than White, remember to add the color suffix at the end of the Suspension Kit item number.

### VISUAL SELECTION

Cloud Size	AXIOM® Profile	Suspension Item No. (AXIOM® Trim & Suspension System)
<b>Squares/Rectangles</b> 15/16" Prelude		
6' x 6'	Vector®	C _ VEA0606 __ __
	Knife Edge® Tegular	CKETA0606 __ __
6' x 8'	Vector®	C _ VEA0608 __ __
	Knife Edge® Tegular	CKETA0608 __ __
6' x 10'	Vector®	C _ VEA0610 __ __
	Knife Edge® Tegular	CKETA0610 __ __
6' x 12'	Vector®	C _ VEA0612 __ __
	Knife Edge® Tegular	CKETA0612 __ __
6' x 14'	Vector®	C _ VEA0614 __ __
	Knife Edge® Tegular	CKETA0614 __ __
8' x 8'	Vector®	C _ VEA0808 __ __
	Knife Edge® Tegular	CKETA0808 __ __
8' x 10'	Vector®	C _ VEA0810 __ __
	Knife Edge® Tegular	CKETA0810 __ __
8' x 12'	Vector®	C _ VEA0812 __ __
	Knife Edge® Tegular	CKETA0812 __ __
8' x 14'	Vector®	C _ VEA0814 __ __
	Knife Edge® Tegular	CKETA0814 __ __
10' x 10'	Vector®	C _ VEA1010 __ __
	Knife Edge® Tegular	CKETA1010 __ __
10' x 12'	Vector®	C _ VEA1012 __ __
	Knife Edge® Tegular	CKETA1012 __ __
10' x 14'	Vector®	C _ VEA1014 __ __
	Knife Edge® Tegular	CKETA1014 __ __
12' x 12'	Vector®	C _ VEA1212 __ __
	Knife Edge® Tegular	CKETA1212 __ __
12' x 14'	Vector®	C _ VEA1214 __ __
	Knife Edge® Tegular	CKETA1214 __ __
14' x 14'	Vector®	C _ VEA1414 __ __
	Knife Edge® Tegular	CKETA1414 __ __

### PANEL SELECTION

OPTIMA® Vector Panels	ULTIMA® Vector Panels	OPTIMA® Tegular Panels	ULTIMA® Tegular Panels
Item 3900 (Ctns)	Item 1920 (Ctns)	Item 3250 (Ctns)	Item 1911 (Ctns)
1	1	1*	1*
–	–	1	1
1	1	–	–
1	1	1*	1*
–	–	1	1
1	1	–	–
2	2	2*	2*
–	–	2	2
2	2	–	–
2	2	2*	2*
–	–	2	2
2	2	–	–
2	2	2*	2*
–	–	2	2
2	2	–	–
2	2	2*	2*
–	–	2	2
2	2	–	–
2	2	2*	2*
–	–	2	2
2	2	–	–
3	3	3*	3*
–	–	3	3
3	3	–	–
3	3	3*	3*
–	–	3	3
3	3	–	–
3	3	3*	3*
–	–	3	3
3	3	–	–
4	4	4*	4*
–	–	4	4
4	4	–	–
5	5	5*	5*
–	–	5	5
5	5	–	–

### MORE PANEL OPTIONS

Place these panel orders with Armstrong Customer Service - 1 877 276 7876

Panel options featured on pg. 7

- CALLA®
- CIRRUS®
- CORTEGA®
- DUNE™
- FINE FISSURED™
- LYRA® / LYRA® Vector®
- ULTIMA® Health Zone™ Create!™
- METALWORKS™ Tegular
- METALWORKS™ Vector®
- METALWORKS™ Tin
- METALWORKS™ Mesh
- INFUSIONS®
- WOODWORKS® Grille
- WOODWORKS® Open Cell



\* These items use AXIOM® for FORMATIONS™ Vector® trim (inverted).

# FORMATIONS™ Staggered Cloud Kits

## 5 Specify kits, colors, and panel selections.

### HOW TO SPECIFY

Based on the cloud size and shape you choose, you need to specify and order the suspension and trim kit item number and the panel item numbers you select.

Standard staggered clouds feature 15/16" PRELUDE® suspension system and your choice of 2", 4", or 6" high AXIOM® Vector® trim.

#### EXAMPLE:

**0606 V2A 1222V**

6' x 6' 2" High 1' x 2' /  
Cloud AXIOM® 2' x 2'  
Vector OPTIMA®  
Trim Vector  
Panels

Also order OPTIMA® Vector® Staggered Panel Kits: 3903 (1' x 2' panels – 1 carton) and 3900 (2' x 2' panels – 1 carton).

\* Formations™ Staggered Cloud Kits are available in white only. For colors, contact customer service at 1 800 840 8521.

### VISUAL SELECTION

Cloud Size	Suspension Item No. (AXIOM® Trim & Suspension System)
<b>Staggered</b>	15/16" Prelude
6' x 6'	<b>0606V_A____V</b>
6' x 8'	<b>0608V_A____V</b>
6' x 10'	<b>0610V_A____V</b>
6' x 12'	<b>0612V_A____V</b>
6' x 14'	<b>0614V_A____V</b>
6' x 16'	<b>0616V_A____V</b>
8' x 6'	<b>0806V_A____V</b>
8' x 8'	<b>0808V_A____V</b>
8' x 10'	<b>0810V_A____V</b>
8' x 12'	<b>0812V_A____V</b>
8' x 14'	<b>0814V_A____V</b>
8' x 16'	<b>0816V_A____V</b>
10' x 6'	<b>1006V_A____V</b>
10' x 8'	<b>1008V_A____V</b>
10' x 10'	<b>1010V_A____V</b>
10' x 12'	<b>1012V_A____V</b>
10' x 14'	<b>1014V_A____V</b>
10' x 16'	<b>1016V_A____V</b>
12' x 6'	<b>1206V_A____V</b>
12' x 8'	<b>1208V_A____V</b>
12' x 10'	<b>1210V_A____V</b>
12' x 12'	<b>1212V_A____V</b>
12' x 14'	<b>1214V_A____V</b>
12' x 16'	<b>1216V_A____V</b>
16' x 6'	<b>1606V_A____V</b>
16' x 8'	<b>1608V_A____V</b>
16' x 10'	<b>1610V_A____V</b>
16' x 12'	<b>1612V_A____V</b>
16' x 14'	<b>1614V_A____V</b>
16' x 16'	<b>1616V_A____V</b>

### PANEL SELECTION

#### OPTIMA® Vector® Panels

1' x 2' / 2' x 2'	2' x 2' / 2' x 4'	2' x 4' / 2' x 8'
Item 3903 / 3900 (Ctns)	Item 3900 / 3908 (Ctns)	Item 3908 / 3907 (Ctns)
1 / 1	1 / 1	–
1 / 1	1 / 1	–
1 / 1	1 / 1	–
1 / 1	1 / 1	–
1 / 1	1 / 1	–
2 / 2	1 / 1	–
1 / 1	1 / 1	–
1 / 1	1 / 1	–
1 / 1	1 / 1	–
2 / 2	2 / 2	–
2 / 2	2 / 1	–
2 / 2	2 / 1	–
1 / 1	1 / 1	–
1 / 1	1 / 1	–
2 / 2	2 / 1	–
2 / 2	2 / 2	–
2 / 2	2 / 2	–
2 / 2	2 / 2	–
2 / 2	2 / 2	–
2 / 2	2 / 2	–
2 / 2	2 / 2	–
2 / 2	2 / 2	–
3 / 3	2 / 2	–
2 / 2	2 / 2	1 / 1
2 / 2	2 / 2	2 / 2
2 / 2	3 / 2	2 / 2
3 / 3	3 / 2	2 / 2
3 / 3	3 / 2	2 / 2
3 / 3	1 / 1	2 / 2



AXIOM® trims and transitions customer service is available to help with your project from start to finish. Call 877 276-7876.


View installation videos or download CAD, Revit®, and SketchUp® files at [armstrongceilings.com/formations](http://armstrongceilings.com/formations)

# FORMATIONS™

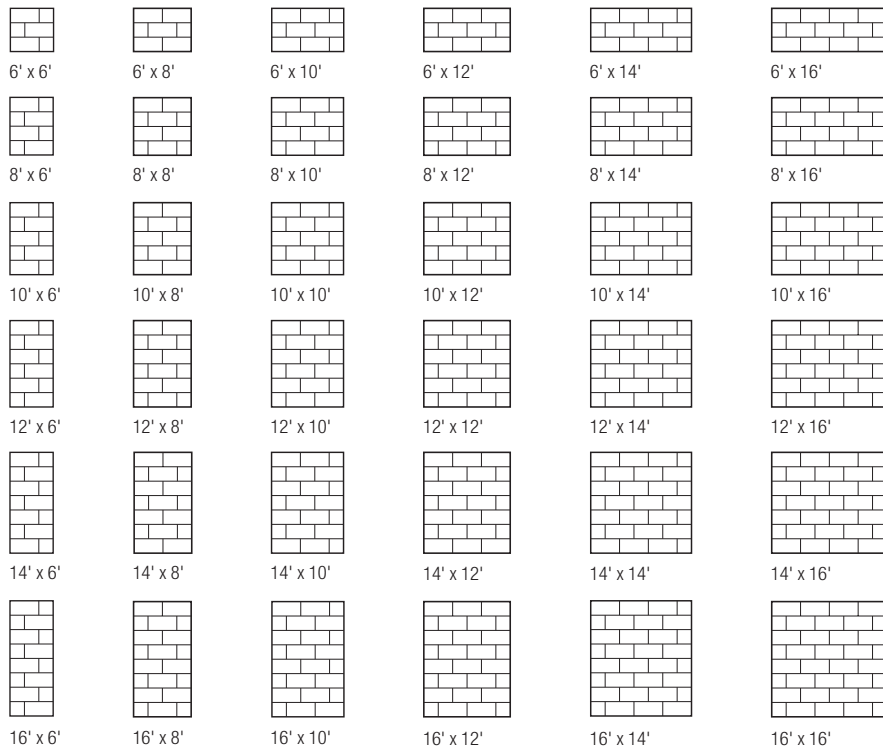
## Staggered Cloud Kits

### STAGGERED CLOUD SHAPE AND SIZE SELECTION

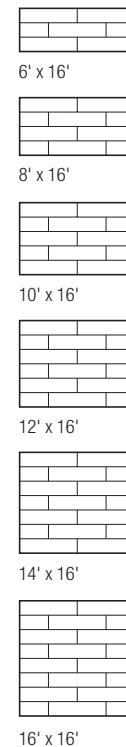
#### 1' x 2' / 2' x 2' Panels



#### 2' x 2' / 2' x 4' Panels



#### 2' x 4' / 2' x 8' Panels



# FORMATIONS™ Planks Cloud Kits

## 5 Specify kits, colors, and panel selections.

### HOW TO SPECIFY

Based on the cloud size and shape you choose, you need to specify and order the suspension and trim kit item number and the panel item number you select.

Standard plank clouds feature 15/16" PRELUDE® suspension system and your choice of 2", 4", or 6" high AXIOM® Vector® trim.

#### EXAMPLE:

**1210 V4P 26V**

12' x 10' 4" High 2' x 6' Cloud AXIOM® OPTIMA® Vector Vector Trim Panels

Also order OPTIMA® Vector® Plank Panel Kit: 3906 (2' x 6' – 1 carton).

\* Formations™ Planks Cloud Kits are available in white only. For colors, contact customer service at 1 800 840 8521.

### VISUAL SELECTION

Cloud Size	Suspension Item No. <small>(AXIOM® Vector® Trim &amp; Suspension System)</small>
<b>Planks</b>	15/16" Prelude
8' x 6'	<b>0806V _ P24V</b>
8' x 8'	<b>0808V _ P24V</b>
8' x 10'	<b>0810V _ P24V</b>
8' x 12'	<b>0812V _ P24V</b>
8' x 14'	<b>0814V _ P24V</b>
8' x 16'	<b>0816V _ P24V</b>
12' x 6'	<b>1206V _ P __ V</b>
12' x 8'	<b>1208V _ P __ V</b>
12' x 10'	<b>1210V _ P __ V</b>
12' x 12'	<b>1212V _ P __ V</b>
12' x 14'	<b>1214V _ P __ V</b>
12' x 16'	<b>1216V _ P __ V</b>
16' x 6'	<b>1606V _ P __ V</b>
16' x 8'	<b>1608V _ P __ V</b>
16' x 10'	<b>1610V _ P __ V</b>
16' x 12'	<b>1612V _ P __ V</b>
16' x 14'	<b>1614V _ P __ V</b>
16' x 16'	<b>1616V _ P __ V</b>



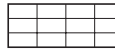





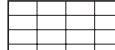





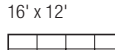



### PANEL SELECTION

#### OPTIMA® Vector® Panels







	2' x 4'	2' x 6'	2' x 8'
	Item 3908 (Ctns)	Item 3906 (Ctns)	Item 3907 (Ctns)
8' x 6'	1	–	–
8' x 8'	1	–	–
8' x 10'	1	–	–
8' x 12'	2	–	–
8' x 14'	2	–	–
8' x 16'	2	–	–
12' x 6'	1	2	1
12' x 8'	2	2	2
12' x 10'	2	2	2
12' x 12'	2	3	2
12' x 14'	2	3	2
12' x 16'	3	3	3
16' x 6'	2	–	2
16' x 8'	2	–	2
16' x 10'	2	–	2
16' x 12'	3	–	3
16' x 14'	3	–	3
16' x 16'	3	–	3

### PLANKS CLOUD SHAPE AND SIZE SELECTION



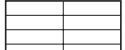



#### 2' x 4' Panels

 8' x 6'	 12' x 6'	 16' x 6'
 8' x 8'	 12' x 8'	 16' x 8'
 8' x 10'	 12' x 10'	 16' x 10'
 8' x 12'	 12' x 12'	 16' x 12'
 8' x 14'	 12' x 14'	 16' x 14'
 8' x 16'	 12' x 16'	 16' x 16'

#### 2' x 6' Panels

 12' x 6'
 12' x 8'
 12' x 10'
 12' x 12'
 12' x 14'
 12' x 16'

#### 2' x 8' Panels

 16' x 6'
 16' x 8'
 16' x 10'
 16' x 12'
 16' x 14'
 16' x 16'



AXIOM® trims and transitions customer service is available to help with your project from start to finish. Call 877 276-7876.

View installation videos or download CAD, Revit®, and SketchUp® files at [armstrongceilings.com/formations](http://armstrongceilings.com/formations)

# FORMATIONS™ Drywall Cloud Kits

## 5 Specify kits.

### HOW TO SPECIFY

Based on the cloud size and shape you choose, you need to specify and order the suspension and trim kit item number. FORMATIONS™ drywall cloud kits are only compatible with 5/8" thick drywall.

Standard drywall cloud kits feature your choice of 2", 4", or 6" high unfinished AXIOM® drywall trim for easy on-site painting.

EXAMPLE:











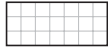










0404D A1P6UF

4' x 4'	6" High
Drywall	AXIOM®
Cloud	One-piece
	Drywall
	Trim
	Unfinished

### VISUAL SELECTION

Cloud Size	Suspension Item No. <small>(AXIOM® Trim &amp; Suspension System)</small>	Cloud Size	Suspension Item No. <small>(AXIOM® Trim &amp; Suspension System)</small>
<b>Drywall</b>	1-1/2" Drywall Grid	<b>Drywall</b>	1-1/2" Drywall Grid
4' x 4'	<b>0404DA1P_UF</b>	8' x 8'	<b>0808DA1P_UF</b>
4' x 6'	<b>0406DA1P_UF</b>	8' x 10'	<b>0810DA1P_UF</b>
4' x 8'	<b>0408DA1P_UF</b>	8' x 12'	<b>0812DA1P_UF</b>
4' x 10'	<b>0410DA1P_UF</b>	8' x 14'	<b>0814DA1P_UF</b>
4' x 12'	<b>0412DA1P_UF</b>	10' x 10'	<b>1010DA1P_UF</b>
4' x 14'	<b>0414DA1P_UF</b>	10' x 12'	<b>1012DA1P_UF</b>
6' x 6'	<b>0606DA1P_UF</b>	10' x 14'	<b>1014DA1P_UF</b>
6' x 8'	<b>0608DA1P_UF</b>	12' x 12'	<b>1212DA1P_UF</b>
6' x 10'	<b>0610DA1P_UF</b>	12' x 14'	<b>1214DA1P_UF</b>
6' x 12'	<b>0612DA1P_UF</b>	14' x 14'	<b>1414DA1P_UF</b>
6' x 14'	<b>0614DA1P_UF</b>		

### DRYWALL CLOUD SHAPE AND SIZE SELECTION

 4' x 4'	 4' x 6'	 4' x 8'	 4' x 10'	 4' x 12'	 4' x 14'
 6' x 6'	 6' x 8'	 6' x 10'	 6' x 12'	 6' x 14'	
 8' x 8'	 8' x 10'	 8' x 12'	 8' x 14'		
 10' x 10'	 10' x 12'	 10' x 14'	 12' x 12'	 12' x 14'	 14' x 14'

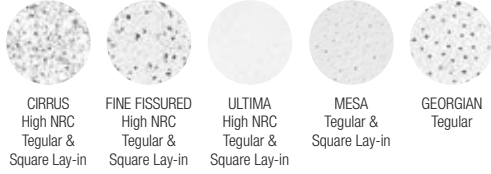


# FORMATIONS™ Custom Cloud Kits

Size, panels, color, suspension, and trim – it's all up to you!


**CEILING PANELS** Due to printing limitations, shade may vary from actual product.

**CIRRUS® High NRC/FINE FISSURED™ High NRC/ULTIMA® High NRC/MESA™/GEORGIAN™ Tegular and Square Lay-in Panels\***




\* Choose from any Armstrong Mineral Fiber/Fiberglass ceiling panel to use with your Formations Custom Cloud Kit – at left are some frequently used options.

**METALWORKS™ TechZone® Tegular Panels**



**METALWORKS 3D Tegular Panels**



**METALWORKS Open Cell Lay-in Panels**



**Natural Reflections Laminate Finishes**



**SUSPENSION SYSTEM / AXIOM® TRIM COLOR SELECTION**

**Standard**



NOTE: Powder-coated finishes available on select Axiom® Classic, Knife Edge®, and Vector trim profiles

\* Colors that are pre-qualified to meet Sustain™ portfolio requirements are available upon request. Other made-to-order colors must be evaluated if sustainability criteria is required. Lead time will increase.  
NOTE: 360° paint finishes and custom colors available as special order.

NOTE: If specifying a color other than White for Curves, Squares, Planks, or Staggered Clouds, remember to add the color suffix at the end of the suspension kit item number.

**2448VPDAV6WH**

## HOW TO SPECIFY CUSTOM KITS

Because each cloud can be so unique, there are no predetermined item numbers. Here's an example of how to develop an item number for a specification or order:

Length & Width of Cloud	Panel Type	Suspension System Type	AXIOM® Type & Height	AXIOM® & Suspension System Colors
24' x 48' = 2448	L = Lay-in T = Tegular V = Vector®	PD = PRELUDE®** SF = SUPRAFINE® SL = SILHOUETTE® LD = INTERLUDE® SN = SONATA® *You must choose PRELUDE® suspension system when using a Vector® panel	AXIOM® Classic = AC2, AC4, AC6, AC8, AC10, AC12 AXIOM® Vector® = AV2, AV4, AV6 AXIOM® Knife Edge® = AKE AXIOM® Knife Edge® Vector® = AKV AXIOM® Interlude® = AL2, AL4, AL6 AXIOM® Profiled (Cove = ACV, Crown = ACR, Convex = ACX, Concave = ACC) AXIOM® Soft Edge Ripple® = AR2 (2-1/2"), AR4 AXIOM® Soft Edge Soft Corner® = AS2 (2-1/2"), AS4 AXIOM® Soft Edge Convex® = AX2 (2-1/2"), AX4	Color of the AXIOM® and suspension system (codes listed above). Custom colors available upon request.

# TAKE THE NEXT STEP

## 877 276-7876

Customer Service Representatives  
7:45 a.m. to 5:00 p.m. EST  
Monday through Friday

**TechLine** – Technical information, detail drawings,  
CAD design assistance, installation information,  
other technical services – 8:00 a.m. to 5:30 p.m. EST,  
Monday through Friday. FAX 1 800 572 8324  
or email: [techline@armstrongceilings.com](mailto:techline@armstrongceilings.com)

## [armstrongceilings.com/commercial](http://armstrongceilings.com/commercial)

Latest product news  
Standard and custom product information  
Online catalog  
CAD, Revit®, SketchUp® files  
A Ceiling for Every Space® Visual Selection Tool  
Product literature and samples – express service  
or regular delivery  
Contacts – reps, where to buy, who will install



## [armstrongceilings.com/projectworks](http://armstrongceilings.com/projectworks)

The power of ProjectWorks® Design and  
Pre-Construction Service

Mix and match different sizes, shapes, colors,  
and materials to reinvent your standard, specialty,  
or custom ceiling.

Visit our pattern gallery online to see ideas for your  
next project at [armstrongceilings.com/patterngallery](http://armstrongceilings.com/patterngallery)

Contact your local representative to get a  
design started! Not sure who your local rep is?

Visit [armstrongceilings.com/findarep](http://armstrongceilings.com/findarep)

LEED® is a registered trademark of the U.S. Green Building Council  
Revit® is a registered trademark of Autodesk, Inc.  
SketchUp® is a registered trademark of Trimble, Inc.  
All other trademarks used herein are the property of AWI Licensing LLC and/or its affiliates  
© 2022 AWI Licensing LLC • Printed in the United States of America

[armstrongceilings.com/formations](http://armstrongceilings.com/formations)

