QUIKSTIX™

Drywall Soffit Framing System

A FrameAll® Drywall Grid Solution

SUSTAIN™
High Performance Sustainable Ceiling Systems

FRAMEALL® DRYWALL GRID – Standard

QuikStix Drywall System for Soffits

A faster, easier, better way to frame drywall soffits; designed to significantly reduce time and labor associated with cutting and measuring.*

MADE IN THE USA

KEY SELECTION ATTRIBUTES

- Faster, easier, better way to frame Drywall Soffits of all types
- QuikStix™ Drywall System is part of the Sustain™ portfolio and meets the most stringent industry sustainability compliance standards today
- Knockouts at 6" and 8" centers reduce cutting time
- Alignment holes make screw installation simple
- Forms perfect 30°, 45°, 60°, 75°, and 90° angles
- Flattened bulb is offset to allow true angles without interference
- Bending crimp prevents misalignment
- 90° angle fits locking angle molding (LAM-12)

Locking Angle Molding

- Faster, more accurate solution
- Pre-engineered locking tabs punched 8" on center:
  - Eliminate measuring 16" or 24" O.C.
  - Locking tabs prevent lateral and upward movement
  - Eliminate screws, pop rivets, or crimpers needed to attach cross tees to molding
- new LAM for soffits available to speed up soffit installation
- Knurled surface on both flanges
- ScrewStop™ reverse hem prevents screw spin-off and provides safer handling
- Crimp marks at locking tabs for fast, easy alignment
- 10-year limited warranty
- Sourced and manufactured in the USA

VISUAL SELECTION / PACKAGING / MAXIMUM LOAD (LBS/LF)

	Item No.	Height	Length	LF/Ctn	Pcs./Ctn	LOAD TOTAL DATA (LBS./LF) L/240
QuickStix Tees	**QS612** **QS612G90**	1-1/2"	144"	144	12	2.84 @ 4'
	QS812 **QS812G90**	1-1/2"	144"	144	12	3.30 @ 4'
Drywall Grid Cross Tees 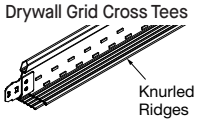 Knurled Ridges	**XL8965** **XL8965HRC**	1-1/2"	72"	216	36	6.87 @ 6'
	XL8947P	1-1/2"	50"	150	36	19.5 @ 50"
	XL8945P **XL8945PHRC**	1-1/2"	48"	144	36	22.5 @ 4'
	XL7936G90	1-1/2"	36"	108	38	50.0 @ 3'
	XL8926	1-1/2"	24"	78	36	158.0 @ 2'

NOTE: All load test data based on flat installation per ASTM C635.

ASTM Class
HD - Heavy-duty
ID - Intermediate-duty
LD - Light-duty

VISUAL SELECTION / PACKAGING

	Item No.	Height	Length	Metal Thickness	Simple Span Uniform Load at L/240 (lbs./LF)	Packaging Pcs.	LF/Ctn.
Locking Angle Molding 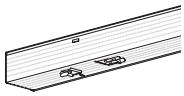	**7858**	15/16"	144"	0.018"	N/A	20	240
	LAM12	1-1/4"	144"	0.018"	N/A	20	240
	LAM12HRC	1-1/4"	144"	0.018"	N/A	20	240
	LAM151220	1-1/2"	144"	0.028"	N/A	10	120

TechLine 877 276-7876
armstrongceilings.com/quikstix

Armstrong® World Industries

QUIKSTIX™

Drywall Soffit Framing System

SUSTAIN™ High Performance Sustainable Ceiling Systems

Declare.

LEED® WELL™ LBC

UP TO 61% RECYCLED CONTENT

Calculate sustainability with Ecomedes armstrongceilings.com/ecomedes

energy management	construction waste mgmt	regional materials	design for flexibility	EPD	recyclable/ extended producer resp.	biobased materials	recycled content	sourcing of raw materials	material ingredient reporting	low emitting/ materials	lighting quality	acoustics
	✔	✔	✔				✔	✔				

▲ LOCATION DEPENDENT

VISUAL SELECTION

PACKAGING

	Item No.	Height	Length	Metal Thickness	Simple Span Uniform Load at L/240 (lbs./LF)	Packaging Pcs.	LF/Ctn.
Locking Angle Molding for Soffits 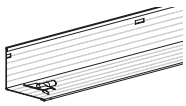	new **LAM151220ES**	1-1/2"	144"	0.028"	N/A	10	120
Knurled Angle Molding 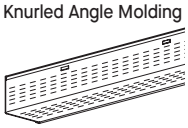	**KAM10**	1-1/4"	120"	0.018"	N/A	10	100
	KAM12	1-1/4"	144"	0.018"	N/A	10	120
	KAM12G90	1-1/4"	144"	0.018"	N/A	10	120
	KAM1510	1-1/2"	120"	0.018"	N/A	10	100
	KAM1512	1-1/2"	144"	0.018"	N/A	10	120
	KAM151020E	1-1/2"	120"	0.028"	N/A	10	100
	KAM151020	1-1/2"	120"	0.033"	N/A	10	120
	KAM21025	2"	120"	0.018"	N/A	10	100
	KAM21020EQ	2"	120"	0.028"	N/A	10	100
	KAM21020	2"	120"	0.033"	N/A	10	100
SimpleCurve® KAM 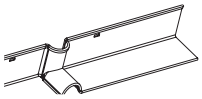	**SC151220EQ** (37" Radius)	1-1/2"	148"	0.028"	N/A	10	124
	SC151225 (32" Radius)	1-1/2"	148"	0.018"	N/A	10	124
	SC21220EQ (55" Radius)	2"	148"	0.028"	N/A	10	124
	SC21225 (40" Radius)	2"	148"	0.018"	N/A	10	124

NOTE: .018" metal thickness meets ASTM C645 for framing

INSTALLATION NOTES: CUTTING AND CREATING ANGLES WITH QUIKSTIX MAIN BEAMS

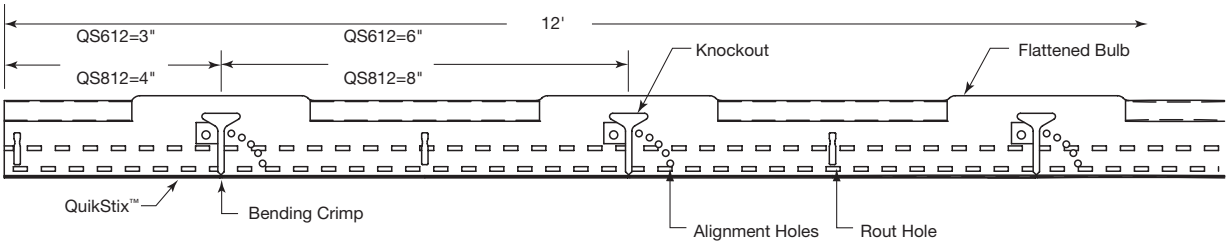

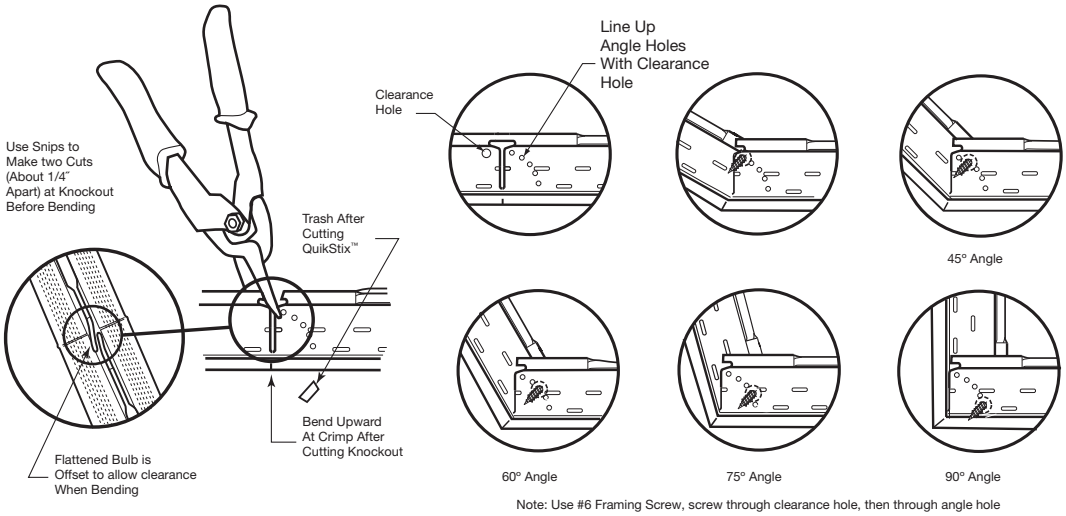

Note: Use #6 Framing Screw, screw through clearance hole, then through angle hole

TechLine 877 276-7876
armstrongceilings.com/quikstix

Armstrong® World Industries

QUIKSTIX™

Drywall Soffit Framing System

SUSTAIN™
High Performance
Sustainable Ceiling Systems

Declare.

LEED® WELL™ LBC

UP TO 61% RECYCLED CONTENT

Calculate sustainability with Ecomedes
armstrongceilings.com/ecomedes

energy management	construction waste mgmt	regional materials	design for flexibility	EPD	recyclable/ extended producer resp.	biobased materials	recycled content	sourcing of raw materials	material ingredient reporting	low emitting/ materials	lighting quality	acoustics
	✔	✔	✔				✔	✔				

LOCATION DEPENDENT

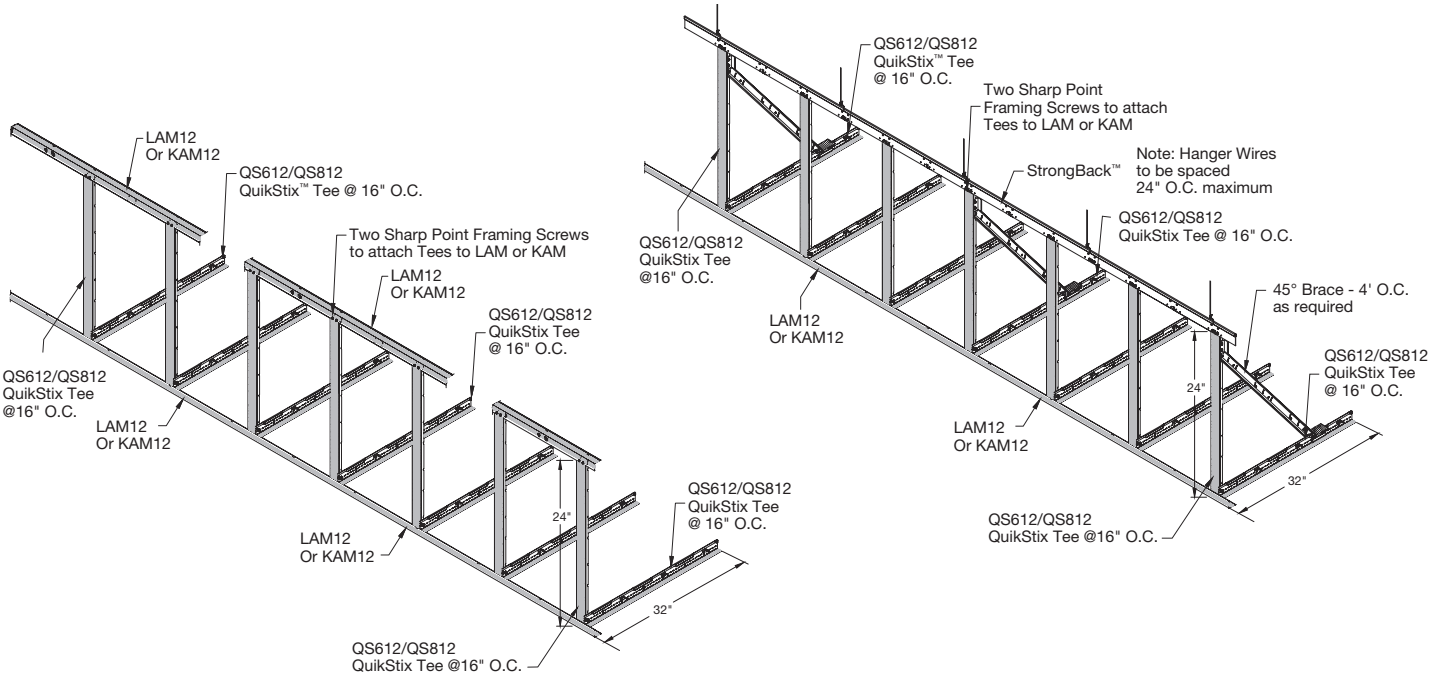

QUIKSTIX AT 16" OR 24" O.C. (NO CROSS TEES)

Horizontal Soffit Span	16	24	32	36	48
Allowable Vertical Soffit Drop (in)*	32	24	16	12	0
O.C. Spacing			Allowable Load (lb/ft²)		
QS612 @ 16" O.C.	15.98	11.87	8.19	5.3	2.84
QS612 @ 24" O.C.	10.65	7.92	5.46	3.53	

* If vertical drop exceeds the allowable distance for an associated horizontal span, a hanger wire must be added.

QUIKSTIX WITH CROSS TEES

Horizontal Soffit Span	16	24	32	36
Allowable Vertical Soffit Drop (in)*	32	24	16	12
O.C. Spacing			Allowable Load (lb/ft²)	
24	10.65	7.92	5.46	3.53
26	9.83	7.31	5.04	3.26
36	7.1	5.28	3.64	
48	5.33	3.96	2.73	
50	5.11	3.8	2.61	
60	4.26	3.17		
72	3.55	2.64		

* If vertical drop exceeds the allowable distance for an associated horizontal span, a hanger wire must be installed.
This chart is generated from load capacities of QS612.
On-Center Spacing is the same as Cross Tee Length.
Example: If spanning 36" horizontally, the vertical drop must not exceed 12" unless a hanger wire is installed.
Example: Never span 48" horizontally with QuikStix unless framed at 16" on center.

QUIKSTIX™

Drywall Soffit Framing System

SUSTAIN™ High Performance Sustainable Ceiling Systems

Declare.

LEED® WELL™ LBC

UP TO 61% RECYCLED CONTENT

Calculate sustainability with Ecomedes armstrongceilings.com/ecomedes

energy management	construction waste mgmt	regional materials	design for flexibility	EPD	recyclable/ extended producer resp.	biobased materials	recycled content	sourcing of raw materials	material ingredient reporting	low emitting/ materials	lighting quality	acoustics
	✔	✔	✔				✔	✔				

▲ LOCATION DEPENDENT

INSTALLATION NOTES

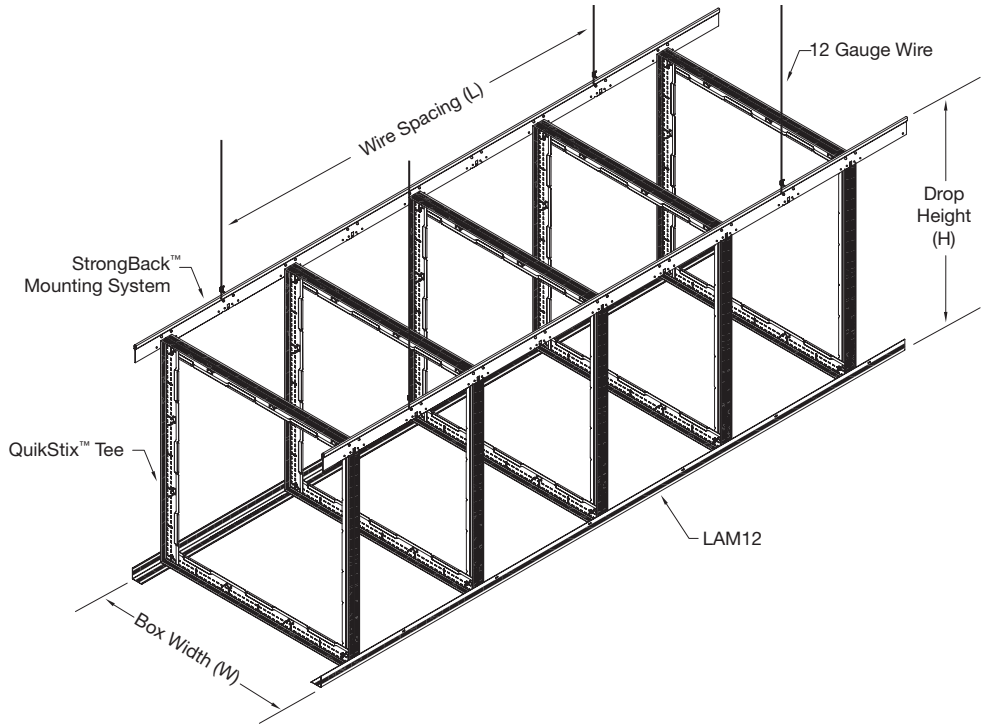

QUIKSTIX BOX DROP HEIGHT LIMITATION TABLE

QuikStix Width (W)	StrongBack Wire Spacing (L)	32"	36"	40"	48"
		QuikStix Box Drop Height (H)			
1'		9'– 9"	8'– 6"	7'	4'– 6"
2'		9'– 3"	8'	6'– 6"	4'
3'		8'– 9"	7'– 6"	6'	3'– 6"
4'		8'– 3"	7'	5'– 6"	3'

MAXIMUM PER COMPONENT LOAD IN LBS/SF (L/240 PER ASTM C645)

Item	Wires 48" O.C./Tees 16" O.C.	Wires 36" O.C./Tees 16" O.C.
QS612	2.84 (LBS/SF) (1 Layer of 5/8" Drywall)	5.25 (LBS/SF) (2 Layers of 5/8" Drywall)
QS812	3.30 (LBS/SF) (1 Layer of 5/8" Drywall)	5.58 (LBS/SF) (2 Layers of 5/8" Drywall)

Note: 5/8" drywall weighs 2.4 lbs/SF or less. 1/2" drywall weighs 2.0 lbs/SF or less.
Fixtures should be independently supported. For other combinations, consult TechLine at 1 877 276 7876.
Note: Additional bracing may be required if ladders will be placed on vertical face of soffit.

DETAILS

QS612 - 12' Tee – (Knockouts 6" O.C.)
QS812 - 12' Tee – (Knockouts 8" O.C.)

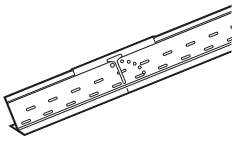

Drywall Cross Tees

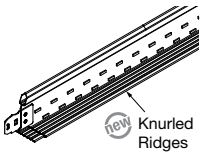

LAM12 – 12' Locking Angle Molding (Locking Tabs 8" O.C.)

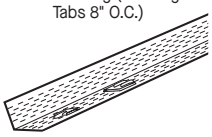

KAM – Knurled Angle Molding

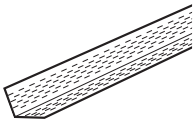

SB12 – 144" StrongBack™ Mounting System

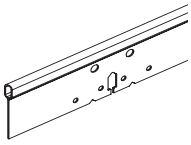

SimpleCurve®

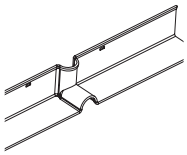

FRAMEALL® DRYWALL GRID – Standard

TechLine / 1 877 276-7876
armstrongceilings.com/quikstix

BPCS-3818-525

LEED® is a registered trademark of the U.S. Green Building Council; Declare® and Living Building Challenge® (LBC) are registered trademarks of the International Living Future Institute®; WELL™ and Well Building Standard are trademarks of the International WELL Building Institute; all other trademarks used herein are the property of AWI Licensing LLC and/or its affiliates © 2025 AWI Licensing LLC

Armstrong® World Industries