



WONDERS

begin with a simple line

Armstrong[®]
CEILING & WALL SOLUTIONS






EVERY GREAT SPACE STARTS WITH A SIMPLE LINE.

Linear designs allow you to take that line to new levels – bringing depth, movement, and focus to your interiors. The endless variations of materials, colors, and unexpected details give you more ways than ever to make your designs line up.

Explore our portfolio of standard and custom linear ceilings and learn how something wonderful can be created from a simple line. The You Inspire™ Solutions Center can help bring your most unique, one-of-a-kind ideas to life.

See where linear takes you at armstrongceilings.com/linear





Make straight lines

WAVY

Juxtapose undulating flowing forms with long runs of linear lines for a stunning effect







FOLD

the ceiling plane


Stretch the linear motion over creased peaks and valleys
to create a dramatic three dimensional sculpture





Throw them a
CURVE


Create a linear pattern across an interior space
using high sweeping arcs of metal






Stretch your
WINGS

Expand your reach with linear designs that carry dramatic movement throughout the space






Product: Serpentina® Waves™ Ceiling System / Location: Upper House, Madison, WI / Architect: Brownhouse Architecture, Madison, WI



BEND

the rules

Because no one ever said linear design
had to be confined to straight lines






PLAY

with color

The expressive use of vivid colors and rolling lines can make a whimsical statement






Create linear

RHYTHM

Lines and geometric pattern in the ceiling and walls can introduce a captivating visual tempo to an interior






RADIATE


acoustics and aesthetics

Combine acoustical performance with unconventional ceiling design for a memorable visual






Product: Standard and Custom WoodWorks® Grille / Location: The Eastern Iowa Airport, Cedar Rapids, IA / Architect: Mead & Hunt, Minneapolis, MN




BLUR

the line

Let the linear motion cascade downward from the ceiling to the walls with dramatic flowing lines





Create a gentle


CURRENT

Use variations in size, placement, and spacing
to create a flowing linear harmony






Product: MetalWorks™ Linear Ceilings / Location: HNTB Office, Atlanta, GA / Architect: HNTB, Atlanta, GA



Add a little
CONTRAST

Mix it up with long wood planks, pinstripes, and brilliant dashed lines of light







ENGRAVE

lines of motion

Etching a linear template across metal is an elegant way to leave an impression






Design a peaceful
PATHWAY

Enhance wayfinding while providing
a soothing and tranquil respite for the public





Broaden your

HORIZONS

Expand the possibilities with solid wood slats that come in a variety of widths, depths, and finishes



Product: WoodWorks® Grille / Location: Boston Public Library Johnson Building, Boston, MA / Architect: William Rawn Associates, Architects, Inc., Boston, MA



Get a line on
LUMINOUS

Combine sleek linear lighting with curved white metal for positively glowing reviews

TAKE THE NEXT STEP

1 877 ARMSTRONG (276-7876)

Customer Service Representatives
7:45 a.m. to 5:00 p.m. EST
Monday through Friday

TechLine – Technical information, detail drawings, CAD design assistance, installation information, other technical services – 8:00 a.m. to 5:30 p.m. EST, Monday through Friday. FAX 1 800 572 8324 or email: techline@armstrongceilings.com

armstrongceilings.com

Latest product news
Standard and custom product information
Online catalog
CAD, Revit®, SketchUp® files
A Ceiling for Every Space® Visual Selection Tool
Product literature and samples – express service or regular delivery
Contacts – reps, where to buy, who will install

YOU INSPIRE™ SOLUTIONS CENTER

1 800 988 2585
email: solutionscenter@armstrongceilings.com
armstrongceilings.com/youinspire

Design Assistance

Collaborative design
Detail drawings
Specifications
Planning and budgeting

Pre-construction Assistance

Layout drawings for standard and premium products
Project installation recommendations
Contractor installation assistance

you inspire™
solutions center

helping to bring your one-of-a-kind ideas to life

SketchUp® is a trademark of Trimble Navigation Limited; Revit® is a registered trademark of Autodesk, Inc.
Inspiring Great Spaces® is a registered trademark of AFI Licensing LLC
All other trademarks used herein are the property of AWI Licensing LLC and/or its affiliates
© 2017 AWI Licensing LLC • Printed in the United States of America

armstrongceilings.com/linear

Inspiring Great Spaces®

Armstrong®
CEILING & WALL SOLUTIONS