

WOODWORKS® Tegular and Vector®

Inspiring Great Spaces®

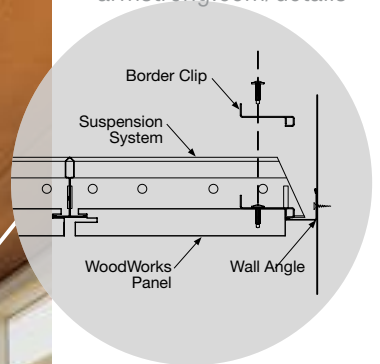
Armstrong®
CEILING SOLUTIONS

WOODWORKS®

Tegular and Vector®

Natural Variations™, Constants™, and Bamboo

CAD/Revit® drawings at:
armstrong.com/details



Fully accessible wood panels are available in multiple options for acoustical and aesthetic needs.

KEY SELECTION ATTRIBUTES

- Vector edge detail provides safe and secure downward accessibility without tools and narrow reveal visual (1/4")
- Create upturns for continuous visuals and clouds with WoodWorks Trim (see pages 135-136 for trim options)
- Coordinating WoodWorks walls available (see pages 341-342 for wall offering)
- 18" x 18" Tegular infill panels now available for Metaphors® Coffers; for details, visit armstrongceilings.com/metaphors
- Installation with minimum plenum clearance (Vector)
- Shorter lead times and lower cost than custom millwork

VENEERS Due to printing limitations, shade may vary from actual product.



Natural Variations™ (Real Wood Veneers)



Constants™ (Real Wood Veneers)




Bamboo**



** Veneer is rapidly renewable. Bamboo is a grass that only requires 3-7 years for maturity and does not have to be replanted after each harvest.

PERFORATION OPTIONS (Actual 1:6 scale shown)



NOTE: Slotted perforations run parallel to the length of the panel. To view more perforation information and build swatches in real time, visit armstrongceilings.com/swatchit

TechLineSM 877 276 7876
armstrongceilings.com/woodworks

Armstrong®
CEILING SOLUTIONS

WOODWORKS®

Tegular and Vector®

Natural Variations™, Constants™,
and Bamboo

VISUAL SELECTION

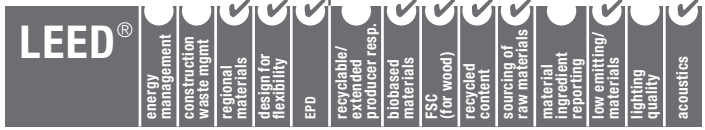


USDA
CERTIFIED
BIOBASED
PRODUCT 100%



UP TO 92% RECYCLED CONTENT

Calculate LEED contribution at
armstrongceilings.com/greenengine



LOCATION DEPENDENT

PERFORMANCE

Fire Rating	Primary (Embodied) Energy
Below 11MJ/SF	
Class A	•
Class A	•
Class A	•
Class A	•
Class A	•
Class A	•
Class A	•
Class A	•
Class A	•
Class A	•

ACOUSTICAL INFORMATION

Dots represent high level of performance.

Perforation	NRC** 24" x 48" and 24" x 72" sizes	NRC** all other sizes	CAC**
W1	N/A	N/A	38
W2	0.50	0.40	28
W3	0.50	0.40	28
W4	0.70	0.65	28
W5	0.55	0.55	28
W6	0.45	0.40	28

** Maximum NRC achieved with acoustical infill (item 8200100 or 5479). When infill is used, CAC is 28. For additional infill options, refer to the Acoustical Infill Panels data page (BPCS-4172).

COLORS AND PERFORATIONS

NV Beech (NBE) W1 (Unperforated)
NV Maple (NMP) W2 (Rg 6006)
NV Light Cherry (NLC) W3 (Rd 6006)
NV Dark Cherry (NDC) W4 (Rg 6011)
NV Oak (NOK) W5 (Lg 9512)
NV Walnut (NWN) W6 (Lg 9508)
NV Walnut Expresso (NWE)
Constants Maple (CMA)
Constants Cherry (CCY)
Constants Walnut (CWA)
Constants Redux
Wood Wheat (CRW)
Bamboo Patina (BAP)
Bamboo Native (BAN)

Edge Profile	Item Number*	Dimensions (Inches) Nominal W x L x H	Perforations
WOODWORKS Tegular			
9/16" Square Tegular	5404	24 x 24 x 3/4"	W1, W2, W3, W4, W5, W6
FSC®-certified WOODWORKS Tegular			
9/16" Square Tegular	5406	24 x 24 x 3/4"	W1, W2, W3, W4, W5, W6
	6484	12 x 48 x 3/4"	W1, W2, W3, W4, W5, W6
	6485	12 x 72 x 3/4"	W1, W2, W3, W4, W5, W6
	6486	24 x 48 x 3/4"	W1, W2, W3, W4, W5, W6
	6487	24 x 72 x 3/4"	W1, W2, W3, W4, W5, W6
	6510	24 x 42 x 3/4"	W1, W2, W3, W4, W5, W6
	6511	30 x 30 x 3/4"	W1, W2, W3, W4, W5, W6
	6512	27 x 30 x 3/4"	W1, W2, W3, W4, W5, W6
WOODWORKS Vector†			
15/16" Vector – 1/4" Reveal	5401	24 x 24 x 3/4"	W1, W2, W3, W4, W5, W6
FSC®-certified WOODWORKS Vector†			
15/16" Vector – 1/4" Reveal	5403	24 x 24 x 3/4"	W1, W2, W3, W4, W5, W6
	6480	12 x 48 x 3/4"	W1, W2, W3, W4, W5, W6
	6482	24 x 48 x 3/4"	W1, W2, W3, W4, W5, W6

† U.S. Patents 5,417,025; 5,253,463; 5,355,646

• When specifying or ordering, please include the appropriate 2-letter perforation and 3-letter color suffixes. For veneers, sizes, and perforation patterns available as special order, call TechLine at 1 877 276 7876.

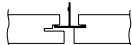
♦♦ 24" x 48" and 24" x 72" Tegular panels are available standard with fleece attached. Fleece on other panels must be specified.

NOTE: Cartons for items 6485 and 6487 (12" x 72" and 24" x 72" series) include suspension system stabilizer hooks.

EXAMPLE: **5403 W2 NLC**
Panel Dimension/Type: 24" x 24" FSC®-certified Round Straight Rg 6006
Perforation: W2
Finish: Natural Variations Light Cherry

SUSPENSION SYSTEMS

15/16" Vector



Prelude®

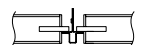
9/16" Tegular



Silhouette®



Suprafine®



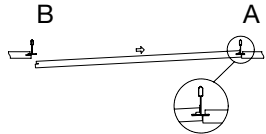
Interlude® XL® HRC



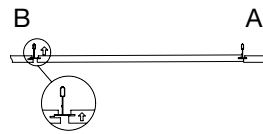
Sonata® XL®

Prelude and Suprafine are available in many standard colors. All other suspension systems are available in standard White only. Other colors available as special order.

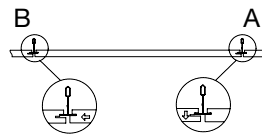
VECTOR PANEL INSTALLATION DETAILS



Step 1: Fully insert the deepest kerf of edge "A", the access kerf, onto the exposed grid flange.



Step 2: Raise the "B" edge of the panel, the registration kerf, into the grid opening until the kerf lines up with the grid flange.

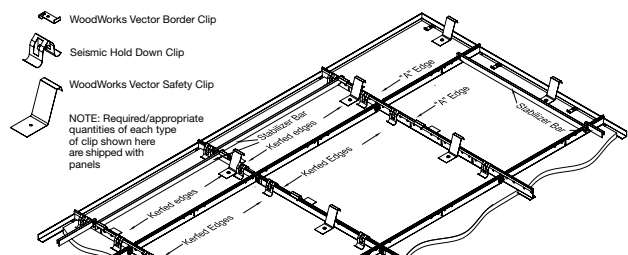


Step 3: Slide the panel so that the registration kerf on edge "B" engages the grid flange. Ensure that the access kerf on edge "A" drops down into the correct position.

ACCESSORIES FOR VECTOR INSTALLATION

Item Number	Description
NA	Border Clip (included with all panel shipments)
442	Vector Seismic Hold Down Clip
7425	2' Vector Stabilizer Bar
7445	4' Vector Stabilizer Bar
FXSPTHDC	Hold Down Clip for Cut Panel Installations

WoodWorks Vector Clip Arrangement



TechLineSM 877 276 7876

armstrongceilings.com/woodworks

Armstrong®
CEILING SOLUTIONS

WOODWORKS

WOODWORKS®

Tegular and Vector®

Natural Variations™, Constants™, and Bamboo


ACCESSORIES

Item Number	Description	Dimensions (Inches) Nominal W x L x H	Color	Pieces/ Carton
5415W1__	4" WoodWorks Trim (with FSC®-certified wood substrate)	4 x 96 x 3/4"	See Colors on Previous Page	6
5419W1__	6" WoodWorks Trim (with FSC-certified wood substrate)	6 x 96 x 3/4"	See Colors on Previous Page	4
5659W1__	4" WoodWorks Trim (with aluminum substrate)	4 x 120"	See Colors on Previous Page	6
5660W1__	6" WoodWorks Trim (with aluminum substrate)	6 x 120"	See Colors on Previous Page	6
7804BL	Angle Molding (recommended with wood trims)	7/8 x 144 x 9/16"	Black	2
FXTBC	T-Bar Connector Clip	—	—	10
FXVTBC	Vector T-Bar Connector Clip	—	—	10
FXSPICE	Splice Plate with Setscrews	—	—	10
FX4SPICE	Splice Plate with Setscrews	—	—	10
6408__*	3/4" Edge Banding	3/4 x 300"	See Colors on Previous Page	—
7891	12 Gauge Hanger Wire	144" Length	—	—
92715A620	Self-tapping Screws	#2 x 3/4" Length	Black	25
5479	BioAcoustic™ Infill Panel	24 x 24 x 5/8"	Beige Matte	12
5823	BioAcoustic Infill Panel	24 x 24 x 5/8"	Black Matte	12
8200100	Fiberglass Infill Panel	24 x 24 x 1"	Black Gloss	12
6091	Safety Cable	—	—	50

*When specifying or ordering, include the color suffix that coordinates with your WoodWorks ceiling: (e.g., 5415W1 **N M P**)

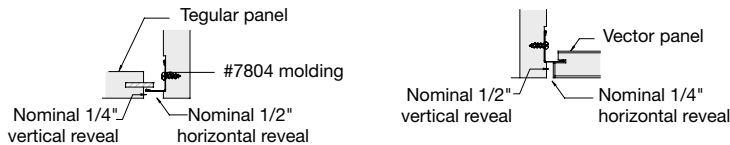


WoodWorks® Vector® with 4" WoodWorks Trim (wood substrate) in Bamboo Patina



Axiom® Trim also available in multiple colors and profile sizes. For details, visit armstrongceilings.com/axiom

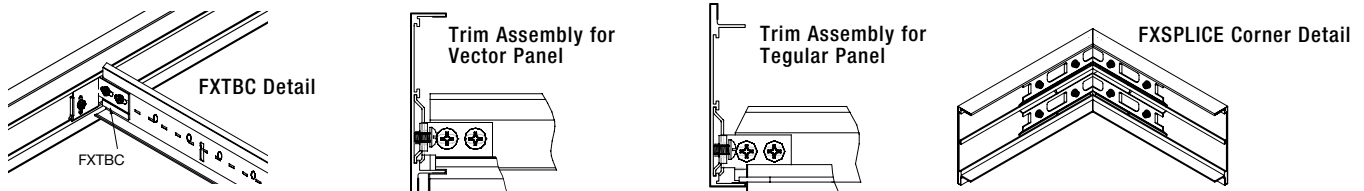
WOODWORKS TRIM (WOOD SUBSTRATE) INSTALLATION



Trim with Tegular Panel

Trim with Vector Panel

WOODWORKS TRIM (ALUMINUM SUBSTRATE) INSTALLATION



PHYSICAL DATA

Material

Fire retardant particle board with face-cut veneers; FSC-certified fire retardant particle board with face-cut veneers (SW-COC-003601). For more information about FSC-certified fire retardant products or to view our FSC certification letter, visit armstrongceilings.com/woodworksfc

Surface Finish

Clear or tinted semigloss coating

Fire Performance

ASTM E84 surface burning characteristics, HPVA Certified with audit program per ASTM E84. Flame Spread Index 25 or less. Smoke Developed Index 50 or less.

CAN/ULC S102 surface burning characteristics. Flame Spread Rating 25 or less. Smoke Developed Classification 50 or less.

ASTM E1264 Classification

Composite – Fire Class A

Primary (Embodied) Energy

See all LCA information on our EPD's.

Application Considerations

Variation among panels may occur due to the natural characteristics of the wood and grain.

It is very important that WoodWorks panels are climatized prior to installation. Relative humidity between 25% and 55% and temperatures between 50°F and 86°F must be maintained throughout the life of the product.

Design Considerations

Different panel sizes should not be installed together. Perforated panel borders will vary (length and width) based on perforation selection and panel size. Do not mix perforations on the same installation.

Vector safety clips included with panels may be visible through panel perforations.

Specification Consideration

Attention: For FSC-certified wood products to maintain their CoC certification, products must be sold to a CoC-certified distributor or directly to the installing contractor. Failure to do so breaks the CoC.

LEED® is a registered trademark of the U.S. Green Building Council. Revit® is a registered trademark of Autodesk, Inc. FSC® is a registered trademark of FSC Forest Stewardship Council, A.C., license code FSC-C007626. All other trademarks used herein are the property of AWI Licensing Company and/or its affiliates © 2015 AWI Licensing Company Printed in the United States of America

Installation Consideration

Due to panel weight, Tegular 24" x 48" and 24" x 72" panels require that the suspension system be attached to the back with safety cables attached. 12" x 72" and 24" x 72" panels require the use of suspension system stabilizer clips (which are included in the cartons). All Vector panels require safety clips.

Seismic Restraint

These systems have been engineered, tested, and approved for applications in all seismic areas when installed per Armstrong installation instructions.

Warranty

Details at armstrongceilings.com/warranty

Weight; Square Feet/Carton

Panels – 2.75 lbs/SF
64 SF minimum order quantity;
all items bulk packaged per order