

STANDING SEAM & BATTEN SEAM

OVERVIEW

ATAS offers several different types of standing and batten seam roof panels that utilize highly engineered fasteners for a concealed fastening system.

FIELD-LOK is a mechanically seamed standing seam panel system and is available in four different seam heights. The Triple-Lok design on the 2 3/8" FLS panel creates one of the strongest mechanically locked seams on the market today. The 2" FLR panel is a double-locked structural panel that can meet severe load requirements. The 1 1/2" FLM and 1" FLL panels are non-structural and double-locked.

DUTCH SEAM is a continuous standing seam panel with an integral seam. It is a highly engineered wind and rain resistant panel system, designed for strength and durability. The integral lock, seam design and clip prevent rotation of the seam and provides a stronger interlock during an uplift event.

COLONIAL SEAM is a cliplless, one-piece, positive-locking, standing seam panel. It is installed by hooking the panel into the previous panel and fastening with mechanical fasteners through pre-punched slots to allow for expansion and contraction.

PC SYSTEM is a two-part system offering a standing seam or a batten seam look. The standing seam option is available in straight, tapered, and curved applications. A unique feature of this system is that you can mix and match colors of the flat panel and the seam.

MONARCH BATTEN SEAM utilizes the Wind-Lok positive locking feature which makes it virtually impossible for panels to slip apart. A vertical "leg" is formed as an extra water barrier with a structural clip hooked over the leg, allowing for unlimited thermal expansion and contraction of the system.

All standing seam and batten seam roof panels share the following specifications, unless otherwise noted:

MAXIMUM PANEL LENGTH

Transportation limitations and/or product and project design considerations

FINISH

70% PVDF

COLORS

Choice of over 40 stock colors, custom colors and finishes available*

ANODIZED

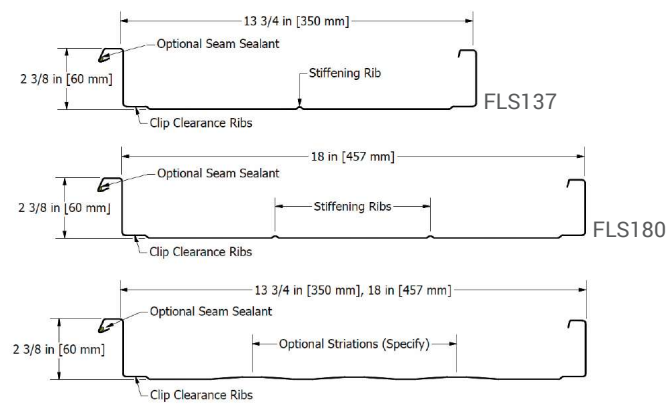
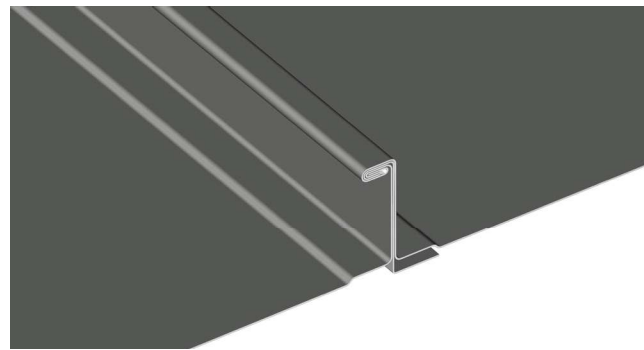
Clear Satin, Dark Bronze, LA Extra Dark Bronze, BlackMatt

ACCESSORIES

A complete line of trims available in matching colors, gauge, and finish or as specified

*Subject to minimum quantities and extended lead time. Inquire for material and panel coverage availability.





2 3/8" FIELD-LOK™

SKU: FLS137, FLS180

MATERIAL

.032, .040 aluminum,
24, 22* ga. metallic coated steel,
24 ga. 55% Al-Zn alloy coated steel with acrylic coating

PANEL SPECS

Coverage: 13 3/4", 18"
(Stiffening ribs standard, specify without ribs or striations)
Minimum Length: 4'-0"
Seam Height: 2 3/8"

AVAILABLE

Factory panel pre-notching available.
Contact ATAS for specifics.

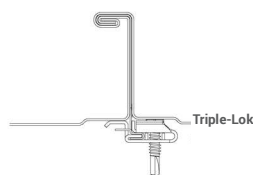
TEXTURE

Smooth or Stucco Embossed (available in 24 ga. steel & .032 & .040 aluminum)

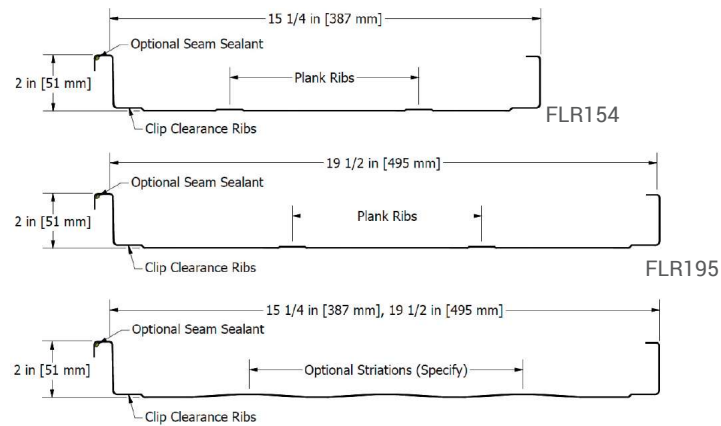
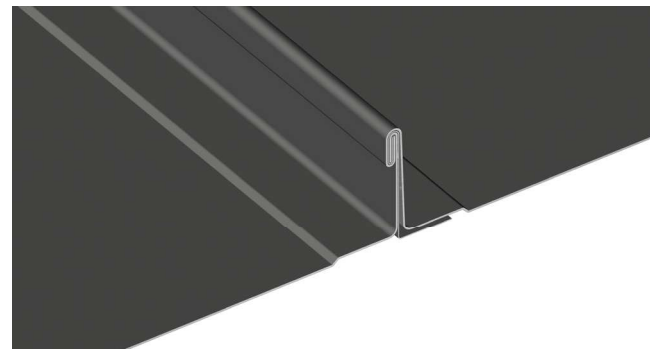
MINIMUM SLOPE

1/2:12

www.atas.com/fls



FLS Series standing seam panel features a Triple-Lok design



2" FIELD-LOK™

SKU: FLR154, FLR195, FLR999

MATERIAL

.032, .040 aluminum
24, 22* ga. metallic coated steel
24 ga. 55% Al-Zn alloy coated steel with acrylic coating
16, 20 oz. copper*[^]
.8 mm zinc*[^]
.0197 classic & tin matte stainless steel*[^]
[^]Inquire for available panel widths

PANEL SPECS

Coverage: 15 1/4", 19 1/2"
Custom widths available (Plank ribs standard, specify without ribs or striations)
Minimum Length: 4'-0"
Seam Height: 2"

AVAILABLE

Tapered
Factory panel pre-notching available.
Contact ATAS for specifics.



TEXTURE

Smooth or Stucco Embossed (available in 24 ga. steel & .032 aluminum)

MINIMUM SLOPE

1/2:12

www.atas.com/flr



1 1/2" FIELD-LOK™

SKU: FLM125, FLM165, FLM207, FLM999

MATERIAL

.032, .040 aluminum
24, 22* ga. metallic coated steel
24 ga. 55% Al-Zn alloy coated steel with acrylic coating
16, 20 oz. copper*[^]
.8 mm zinc*[^]
.0197 classic & tin matte stainless steel*[^]
[^]Inquire for available panel widths

PANEL SPECS

Coverage: 12 1/2", 16 1/2", 20 3/4"
Custom widths available* (Plank ribs standard, specify without ribs or striations)
Minimum Length: 4'-0"
Seam Height: 1 1/2"

AVAILABLE

Tapered, Stretch Curved (Convex)
Factory panel pre-notching available.
Contact ATAS for specifics.

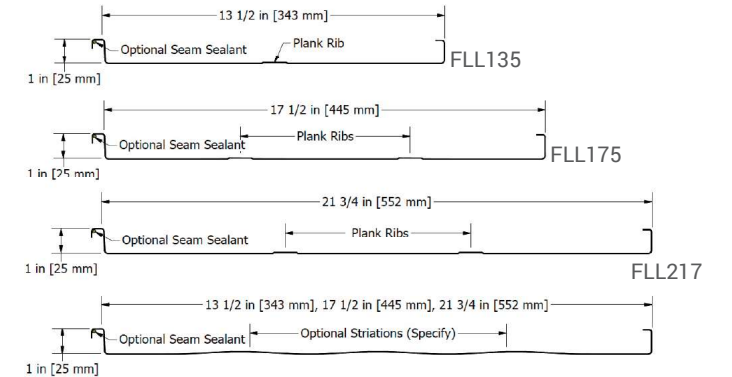

TEXTURE

Smooth or Stucco Embossed (available in 24 ga. steel & .032 aluminum)

MINIMUM SLOPE

2:12 depending on climate conditions

www.atas.com/flm



1" FIELD-LOK™

SKU: FLL135, FLL175, FLL217, FLL999

MATERIAL

.032, .040 aluminum
24, 22* ga. metallic coated steel
24 ga. 55% Al-Zn alloy coated steel with acrylic coating
16, 20 oz. copper*[^]
.8 mm zinc*[^]
.0197 classic & tin matte stainless steel*[^]
[^]Inquire for available panel widths

PANEL SPECS

Coverage: 13 1/2", 17 1/2", 21 3/4"
Custom widths available* (Plank ribs standard, specify without ribs or striations)
Minimum Length: 4'-0"
Seam Height: 1"

AVAILABLE

Tapered, Stretch Curved (Convex)
Factory panel pre-notching available.
Contact ATAS for specifics.

TEXTURE

Smooth or Stucco Embossed (available in 24 ga. steel & .032 aluminum)

MINIMUM SLOPE

2:12 depending on climate conditions

www.atas.com/flr

2 3/8" FIELD-LOK
Charcoal Grey
Nitschmann Middle School



1 1/2" FIELD-LOK, CUSTOM
Copper
1863 Club at Saratoga Race Track



2" FIELD-LOK
Dove Grey
Environmental Education & Resiliency Center



1" FIELD-LOK
Slate Grey
Private Residence