



ATAS International, Inc.

Sustainable Building Envelope Technology



TILES • SHINGLES

MODULAR
ROOF SYSTEMS

TABLE OF CONTENTS

Tiles:	
Page 4	ScanRoof™
Page 6	Techo Tile®
Shingles:	
Page 9	Rumba Shake™
Page 10	Standing Seam Shingle™
Page 12	Advanta® Shingle
Page 14	CastleTop®

ON THE COVER
Plaza Azteca | Newport News, VA | Techo Tile in Mission Red



Overview:

Metal tiles can add a unique aesthetic to your building's roof without the product weight and maintenance issues associated with traditional roofing tiles.

ScanRoof is a scalloped tile offering distinctive international styling with modern metal advantages. It's a structural steel panel that is easy-to-install and is the ideal roof system to stand up against Mother Nature's storms, typhoons, hurricanes, damaging winds, and driving rains. ScanRoof is installed horizontally from eave to ridge, with panels being fully walkable throughout installation.

Techo Tile has the look of a Spanish tile clay roof without the problems associated with its care. The aluminum panels are installed vertically up the slope of the roof and utilize an anti-siphoning overlap design, preventing water migration at panel overlap. Due to the deep configuration in the form of an "S" in the Techo Tile panel profile, an air space allows for air flow between the panel and substrate, offering the potential for increased energy efficiency.

All tiles share the following specifications, unless otherwise noted:

Finish:

70% PVDF

Colors:

Choice of over 30 stock colors

Custom colors and finishes available*

Accessories:

A complete line of trims available in matching colors, gauge, and finish or as specified

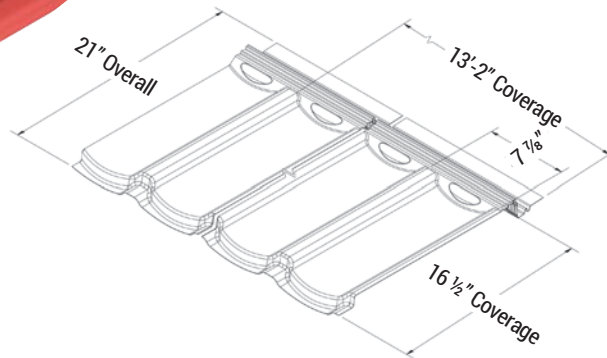

*Subject to minimum quantities and extended lead time. Inquire for material and panel coverage availability.

Longevity Features:

- Resistant to high wind, torrential rain, heavy snow and ice loads
- Fire resistant - will not burn or support combustion
- May be an insurance advantage
- Will not warp, crack, or rot
- Industry leading long-term warranty
- High quality and time-proven painting and pretreatment technologies
- Aids in above sheathing ventilation



Morris Canal Plaza
Ledgewood, NJ
Techo Tile in Redwood
and Regal Blue



SKU:

SCP163

Material:

24 ga. metallic coated steel

Tile Coverage:

16½" x 13'-2"

Texture:

Smooth

Minimum Slope:

3:12

Colors:

Over 25 stock colors
(premium colors not recommended)

Custom colors available*

*Subject to minimum quantities and extended lead time.
Inquire for material and panel coverage availability.



Application:

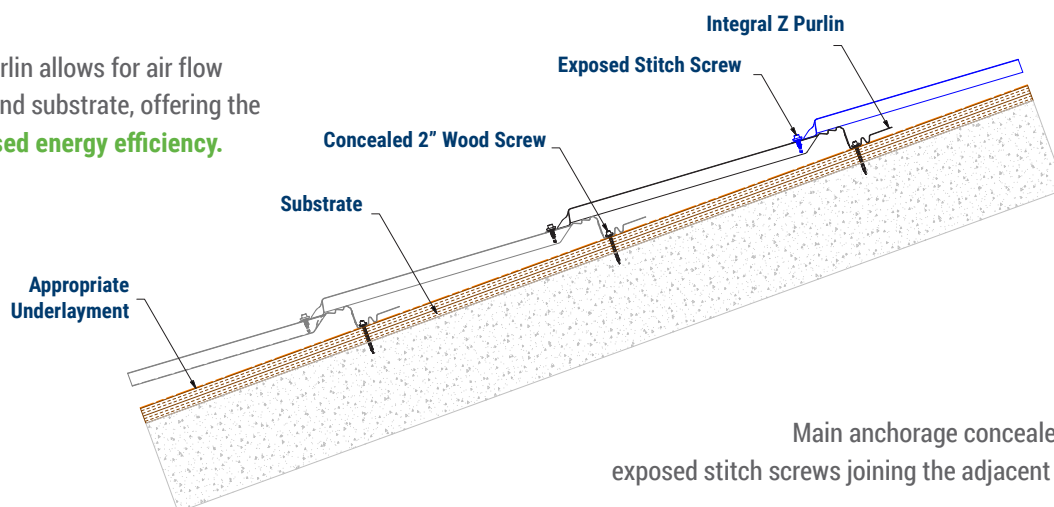
- Typical applications include commercial and residential roofing. ScanRoof is also suitable for mansards
- Installed horizontally from eave to ridge
- ScanRoof is excellent for re-roofing, eliminating the need for tear-off and disposal if conditions and local building codes allow

Performance Standards:

- Tested in accordance with UL 790/ ASTM E 108, UL 580, TAS 125, TAS 100, UL 2218, ASTM E 84 Flame Spread, ICBO AC 166 Penetration
- FBC Approval
- Metal Construction Association Certified Premium Painted
- Meets all specifications for International Building Code
- High reflectivity of panels which increases energy efficiency



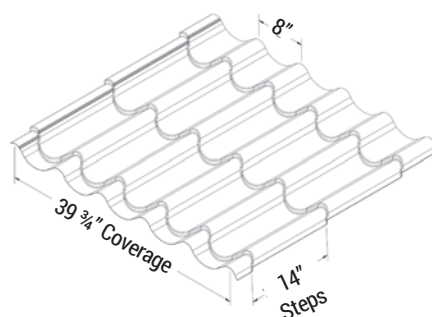

2" high integral Z purlin allows for air flow between the panel and substrate, offering the potential for **increased energy efficiency**.




Main anchorage concealed with exposed stitch screws joining the adjacent panel.



For more information: Visit www.atas.com/scanroof



Techo Tile utilizes an **anti-siphoning overlap design**, preventing water migration at panel overlap.



SKU:

SCT400

Material:

.032 aluminum

Tile Coverage:

14" Tile Step x 39 3/4" Coverage

Minimum Tile Length:

1'-6 1/2"

Texture:

Smooth or Embossed

Minimum Slope:

3:12

Application:

- Typical applications include mansards, commercial and residential roofing
- Lightweight and easy to install
- May be installed over an existing roof without the need for tear-off and disposal if conditions and local building codes allow

Performance Standards:

- Tested in accordance with UL 790/ASTM E 108, UL 580, TAS 125, UL 1897, TAS 100, PA 100-95 (R & D only), ASTM E 84 Flame Spread, ICBO AC 166 Penetration
- FBC Approval
- Metal Construction Association Certified Premium Painted
- Meets all specifications for International Building Code
- High reflectivity of panels which increases energy efficiency

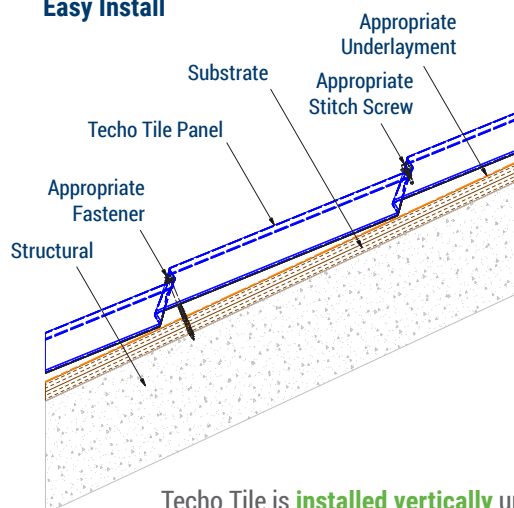
Delp Chiropractic
Mount Airy, NC
Techo Tile in Black





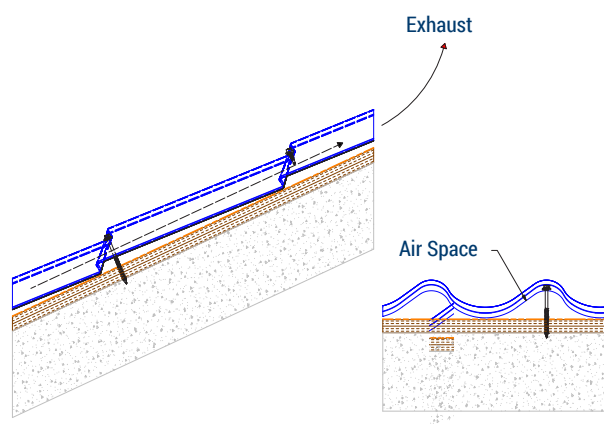
Delta Chi Gingerbread House
Harrisonburg, VA
Techo Tile in Mission Red

Easy Install



Techo Tile is **installed vertically** up the slope of the roof with metal fasteners long enough to penetrate solid substrate.

Above Sheathing Ventilation (ASV)



Air space between panels allows for air flow between the panel and substrate, offering the potential for **increased energy efficiency**.



For more information: Visit www.atas.com/techofile

SHINGLES

Overview:

A variety of options exist for ATAS **metal shingles** which allow for unlimited design flexibility and creativity.

Rumba Shake is a Bermuda style roof panel available in aluminum, steel, or copper. You can achieve an exotic look requiring minimal maintenance with Rumba Shake. It is easily installed from eave to ridge, with concealed fasteners and clips. Its lightweight panel design is resistant to high wind, torrential rain, heavy snow, and ice loads.

Standing Seam Shingle has horizontal seams that are staggered to provide a historic standing seam appearance. The aluminum or copper shingles are available in two standard lengths of three feet or five feet. Shingles are installed vertically from eave to ridge with concealed fasteners over a solid substrate, with an anchor clip and lock system. The four-way interlock design guards against wind-driven rain and wind uplift, while still allowing for air permeability.

Advanta Shingle offers the appearance of asphalt shingles with the benefits of metal roofing. The simulated dimensional shingle formed from G-90 galvanized stucco embossed steel covers more than twice the area of an asphalt shingle and is easy to install. The four-way interlock design guards against wind-driven rain and wind uplift, while still allowing for air permeability. Advanta Shingle is available in several solid colors, as well as in the Americana Classic Series, which simulates the look and texture of slate or an asphalt shingle. It is also available in copper.

CastleTop shingles give you the ability to mix and match colors for a more intricate design. The diamond-shaped aluminum shingles are available with an embossed texture, and are also available in either copper or zinc. CastleTop has an expanded polystyrene backer board which supports the panel during installation and aids in sound dampening. The tab interlock design of the shingles resists wind uplift.

All shingles share the following specifications, unless otherwise noted:

Finish:

70% PVDF

Colors:

Choice of over 30 stock colors

Custom colors and finishes available*

Accessories:

A complete line of trims available in matching colors, gauge, and finish or as specified

*Subject to minimum quantities and extended lead time. Inquire for material and panel coverage availability.

Longevity Features:

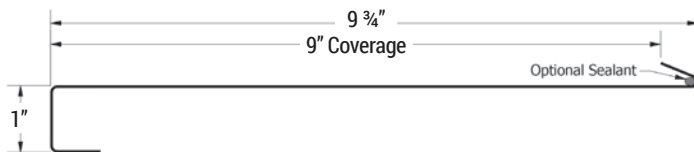

- Resistant to high wind, torrential rain, heavy snow and ice loads
- Fire resistant - will not burn or support combustion
- May be an insurance advantage
- Will not warp, crack, or rot
- Industry leading long-term warranty
- High quality and time-proven painting and pretreatment technologies



Private Residence
Cape May, NJ

Standing Seam Shingle in Rocky Grey

Courtyard Marriott Conversion
Chesapeake, VA
Rumba Shake in Custom Color



Optional sealant available

SKU:

HBS090

Material:

.032, .040 aluminum;
24, 22* ga. metallic coated steel;
16 oz. copper*;
.8 mm zinc*

Shingle Coverage:

9"

Shingle Length:

12'-0", 20'-0"

Texture:

Smooth or Embossed

Anodized:

Clear Satin, Dark Bronze

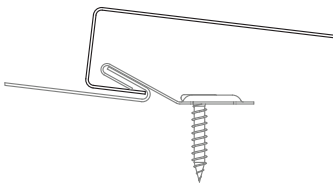
Fasteners:

Concealed fasteners and clips


Minimum Slope:

4:12

*Subject to minimum quantities and extended lead time.
Inquire for material and panel coverage availability.



Easily installed with
concealed fasteners and clips
from eave to ridge.



Application:

- Typical applications include commercial and residential roofing. Rumba Shake is also suitable for walls and mansards.
- May be installed over existing roofs if conditions and local building codes allow

Performance Standards:

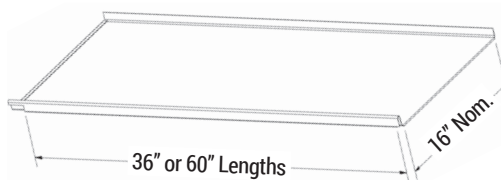
- Tested in accordance with UL 790/ASTM E 108, ASTM E 1592, ASTM E 283, ASTM E 331, UL 2218, ASTM E 84 Flame Spread
- High reflectivity of panels which increases energy efficiency



For more information: Visit www.atas.com/rumbashake

STANDING SEAM SHINGLE™

ENGINEERED DESIGN WITH AN ELEGANT APPEAL



SKU:

HSS164 (36")
HSS165 (60")

Material:

.032 aluminum;
16 oz. copper*

Shingle Coverage:

16" x 36" or 60"

Texture:

Smooth

Fasteners:

Concealed fasteners and clips

Minimum Slope:

4:12

*Subject to minimum quantities and extended lead time. Inquire for material and panel coverage availability.

Application:

- Typical applications include mansards, entryways, commercial and residential roofing and walls
- Installed vertically from eave to ridge
- Seam and lock are an integral part of the panel – no blow-offs or creeping of the seam

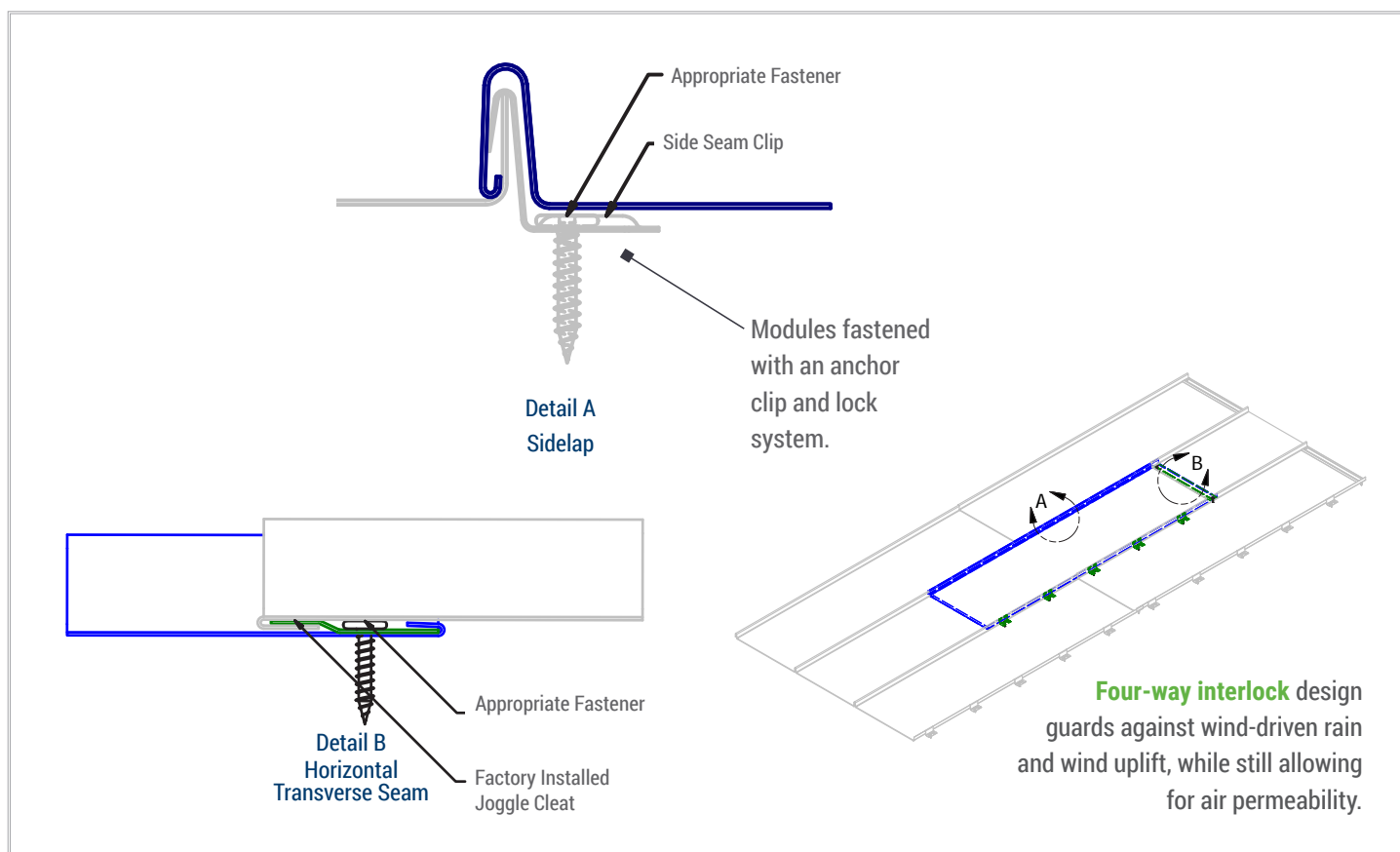
Performance Standards:

- Tested in accordance with UL 790/ASTM E 108, UL 580, PA 100-95 (R&D only), UL 2218, ASTM E 84 Flame Spread, ICBO AC 166 Penetration
- Metal Construction Association Certified Premium Painted
- Meets all specifications for International Building Code
- High reflectivity of panels which increases energy efficiency

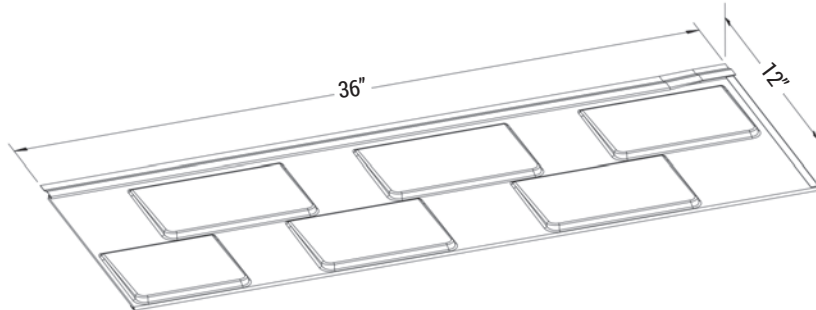
Penn State at the Navy Yard
Philadelphia, PA
Standing Seam Shingle in Slate Grey



C.F. Martin & Co., Inc.
Nazareth, PA
Standing Seam Shingle in Slate Grey



For more information: Visit www.atas.com/standingseamshingle



SKU:

HAS300

Material:

29 ga. metallic coated steel

Shingle Coverage:

12" x 36"

Texture:

Embossed

Colors:

Stock Colors: Mission Red, Forest Green, Char Brown (low gloss Classic Bronze), Sierra Tan, Slate Grey, Rocky Grey, Redwood, Bone White

Advanta Americana Classic Series: Nine stock colors (below)

Fasteners:

Concealed fasteners

Minimum Slope:

3:12

Application:

- Typical applications are commercial and residential roofing
- Advanta Shingle is also suitable for walls and mansards
- Installed horizontally in a left to right manner and staggered from eave to ridge
- Ideal for installations throughout North America
- Clipless system
- May be installed over an existing roof without the need for tear-off and disposal if conditions and local codes allow
- Fastened to a solid substrate through fastening holes

Performance Standards:

- Tested in accordance with UL 790/ASTM E 108, UL 580, UL 1897, UL 2218, Class 4, ASTM E 84 Flame Spread, CCRR-0199, Penetration (foot traffic): ICC ES AC166, Par. 4.2
- Florida Building Commission Approval
- Metal Construction Association Certified Premium Painted
- High reflectivity of panels which increases energy efficiency



ASHELAND SLATE (AS)




BAJA SLATE (BS)




QUARRY SLATE (QS)



WILLOW SLATE (WS)




BEECH TREE (BT)



DEEP GRANITE (DG)



ROCKY CLIFF (RC)



SHADED SPRUCE (SS)

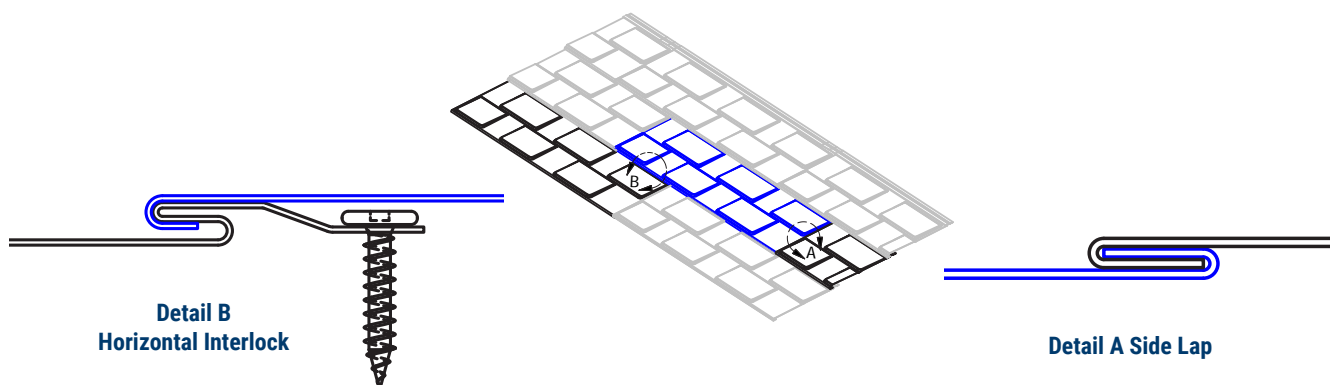


WEATHERED STONE (WN)

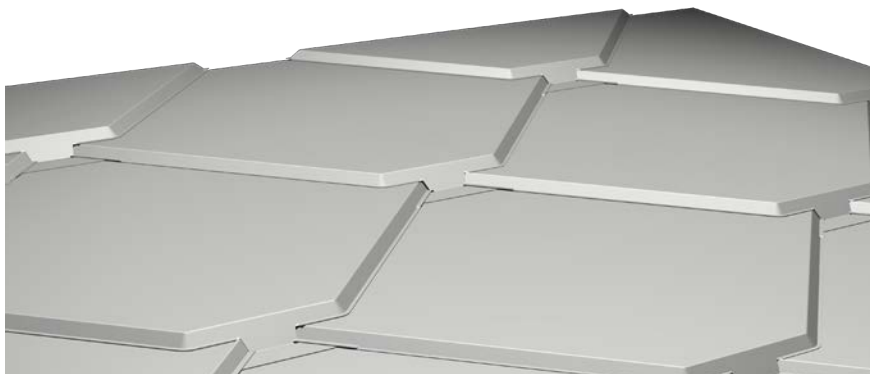
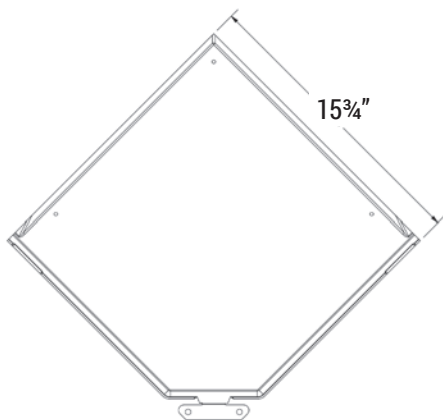
Private Residence
Chandler, AZ
Advanta Shingle in Custom Color



Four-way interlock design guards against wind-driven rain and wind uplift, while still allowing for air permeability.



For more information: Visit www.atas.com/advantashingle



SKU:

HCT160

Material:

.032 aluminum;
.7 mm zinc*;
16 oz. copper*

Shingle Size:

15 3/4" x 15 3/4"

Shingle Coverage:

13 1/2" x 13 1/2"

Texture:

Embossed (aluminum only),
Smooth (copper and zinc only)

Anodized:

Clear Satin, Dark Bronze

Fasteners:

Concealed fasteners

Minimum Slope:

3:12

*Subject to minimum quantities and extended lead time.
Inquire for material and panel coverage availability.

Application:


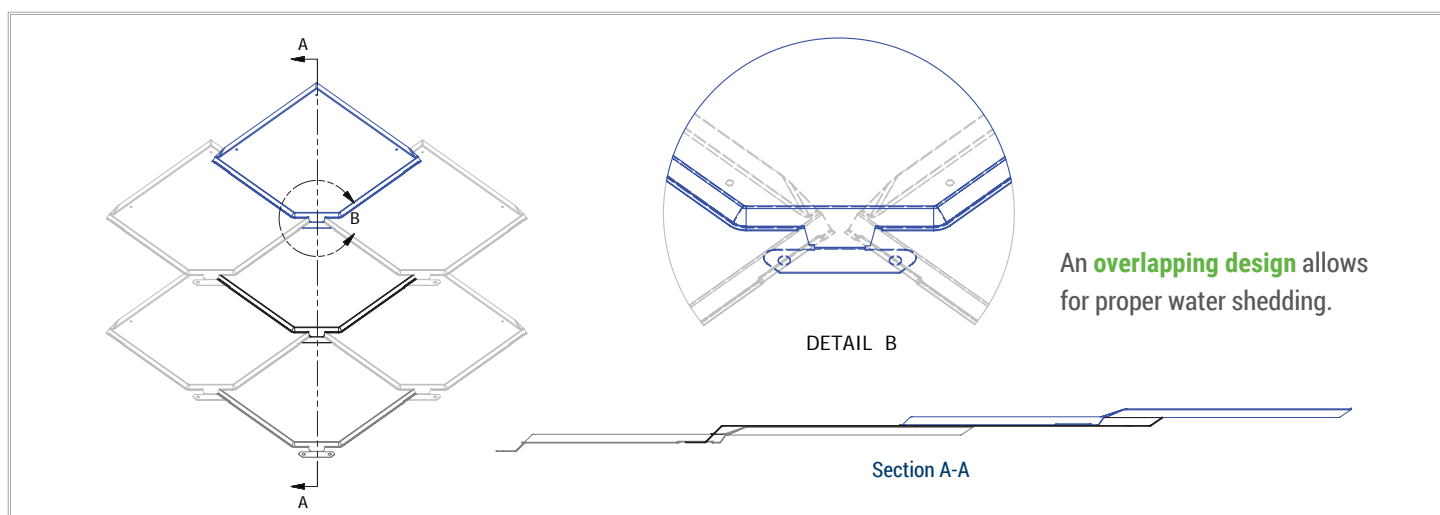

- Installed vertically from eave to ridge.
- May be used for commercial or residential roof, mansard, and wall applications.
- There are 78 shingles per square (100 sq. ft.)
- Different colors may be mixed to create interesting patterns
- Durable, yet lightweight - may be installed over existing roofs if conditions and local building codes allow

Performance Standards:

- Tested in accordance with UL 790/ASTM E 108, UL 1897, PA 100-95 (R&D only), UL 2218, ASTM E 84 Flame Spread, ICBO AC 166 Penetration
- FBC Approval
- Metal Construction Association Certified Premium Painted
- High reflectivity of panels which increases energy efficiency



Sprinkles at Disney Springs
Lake Buena Vista, FL
CastleTop in Champagne





COLOR CHART













Stock Colors | 70% PVDF Finish

					
Black (02)	Classic Bronze (01)	Medium Bronze (03)	Hartford Green (27)	Forest Green (11)	Teal (19)
					
Hemlock Green (30)	Patina Green (12)	Chocolate Brown (04)	Boysenberry (25)	Redwood (07)	Mission Red (08)
					
Sierra Tan (09)	Rawhide (15)	Concord Cream (05)	Almond (36)	Sandstone (06)	Regal Blue (18)
					
Slate Blue (21)	Siam Blue (14)	Rocky Grey (16)	Charcoal Grey (62)	Slate Grey (20)	Dove Grey (13)
		Oxide Series			
Ascot White (10)	Bone White (26)				
					
		Copper Brown (42)			
		Tarnished Red (47)			

Premium Colors | 70% PVDF Finish

					
Antique Patina (24)	Brite Red (17)	Champagne (31)	Coppertone (23)	Silversmith (28)	Titanium (35)

Natural Metals

					
Clear Satin Anodized (70)	Dark Bronze Anodized (71)	Acrylic Coated Galvalume® (97)	Copper (49)*	Classic Stainless Steel (40)*	Tempe Coated Stainless Steel (41)*
					
Grey Zinc (91)*	Dark Zinc (92)*	Brown Zinc (89)*	Blue Zinc (94)*	Red Zinc (95)*	Green Zinc (96)*

For additional color offerings, visit www.atas.com/colors. For current SRI values and agency listings refer to our Color and Reference Guide: www.atas.com/sri.
*Special material. Pricing and availability dependent upon project specifics. Color chips available upon request.

www.atas.com
800.468.1441

ATAS International, Inc.
Allentown, PA | Mesa, AZ

*Subject to minimum quantities and extended lead time. Inquire for material and panel width availability. Advanta Shingle® and CastleTop® are registered trademarks of ATAS International, Inc. Colors are as close to the actual colors as modern printing allows. Exact color chips on request; this is a requirement for all premium colors. If you have requirements or preference for colors or finishes other than shown, contact ATAS. Color availability varies by material, gauge and profile. ATAS is not responsible for colors selected from color chart. ATAS reserves the right to modify, eliminate and/or change its products without prior notification. Contact ATAS for more information. Every project is different. To the full extent permissible by law, ATAS disclaims all warranties, express or implied, including, but not limited to, implied warranties of merchantability and fitness for a particular purpose. A qualified engineer, architect or contractor should review suitability of use. Please visit www.atas.com for the most up-to-date information.

© 2019 ATAS International, Inc. LRD0719 LAT104

