

ATAS International, Inc.


Sustainable Building Envelope Technology



STANDING SEAM • BATTEN SEAM

VERTICAL SEAM
ROOF SYSTEMS

STANDING SEAM & BATTEN SEAM ROOFS



Colonial Seam, Page 4



Dutch Seam, Page 7



2" Field-Lok, Page 11



PC System, Page 15

Table of Contents:

Page 4	Colonial Seam®
Page 5	Monarch Batten Seam™
Page 6-7	Dutch Seam®
Page 8	Field-Lok™ Seam & Clip Features
Page 9	2⅜" Field-Lok™ Clip Features
Page 10	2⅜" Field-Lok™
Page 11	2" Field-Lok™
Page 12	1½" Field-Lok™
Page 13	1" Field-Lok™
Page 14-15	PC™ System

ATAS offers several different types of standing and batten seam roof panels that utilize highly engineered fasteners for a concealed fastening system.

Colonial Seam is a clipless, one-piece, positive-locking, standing seam panel. It is installed by hooking the panel into the previous panel and fastening with mechanical fasteners through pre-punched slots to allow for expansion and contraction.

Monarch Batten Seam utilizes the Wind-Lok positive locking feature which makes it virtually impossible for panels to slip apart. A vertical "leg" is formed as an extra water barrier with a structural clip hooked over the leg, allowing for unlimited thermal expansion and contraction of the system.

Dutch Seam is a continuous standing seam panel with an integral seam. It is a highly engineered wind and rain resistant panel system, designed for strength and durability. An integral lock and seam design with a clip at the low point prevents rotation of the seam and provides a stronger interlock during an uplift event.

Field-Lok is a mechanically seamed standing seam panel system and is available in four different seam heights. The Triple-Lok design on the 2⅜" FLS panel creates one of the strongest mechanically locked seams on the market today. The 2" FLR panel is a double-locked structural panel that can meet severe load requirements. The 1½" FLM and 1" FLL panels are non-structural and double-locked.

PC System is a two-part system offering a standing seam or a batten seam look. The standing seam option is available in straight, tapered, and curved applications. A unique feature of this system is that you can mix and match colors of the flat panel and the seam.

ON THE COVER

Bryn Mawr Trust | Exton, PA | Dutch Seam in Coppertone

Private Residence
Ocean City, NJ
Dutch Seam in Classic Bronze



All standing seam and batten seam roof panels share the following specifications, unless otherwise noted:

Maximum Panel Length:

Transportation limitations and/or product and project design considerations, except for Colonial Seam.

Finish:

70% PVDF

Colors:

Choice of over 30 stock colors
Custom colors and finishes available*

Anodized:

Clear Satin
Dark Bronze

Accessories:

A complete line of trims available in matching colors, gauge, and finish or as specified

*Subject to minimum quantities and extended lead time. Inquire for material and panel coverage availability.

Longevity Features:

- Resistant to high wind, torrential rain, heavy snow and ice loads
- Fire resistant - will not burn or support combustion
- May be an insurance advantage
- Will not warp, crack, or rot
- Industry leading long-term warranty
- High quality and time-proven painting and pretreatment technologies
- Metal Construction Association Certified Premium Painted

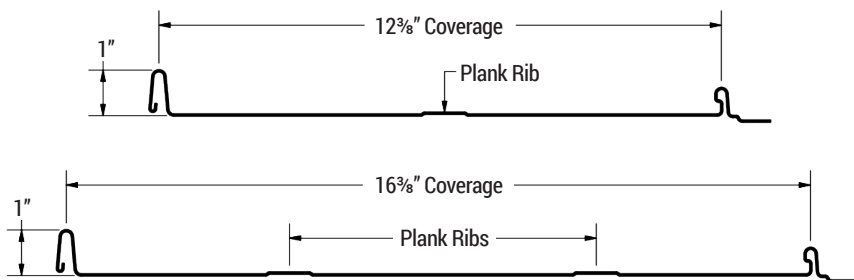

Greenbaum Square
Wappingers Falls, NY
Colonial Seam in Slate Grey



PLANK RIBS*

SMOOTH

EMBOSSED



*Plank ribs reduce the potential of visible oil canning

SKU:

HCS120, HCS160

Material:

.032 aluminum;
24 ga. metallic coated steel

Panel Coverage:

12 $\frac{3}{8}$ " , 16 $\frac{3}{8}$ "
(plank ribs optional)

Minimum Panel Length:

2'-0"

Maximum Panel Length:

20'-0" for aluminum, 25'-0" for steel

Seam Height:

1"

Texture:

Smooth or Embossed

Minimum Slope:

3:12

Application:

- Precision leveling prior to forming
- Crating for job site handling/staging
- Typical applications include mansards, entryways, commercial and residential roofing
- Seam and lock are an integral part of the panel - no blow-offs or creeping of the seam
- Lightweight and easy to install with no extra caps, strips, or clips needed

Performance Standards:

- Tested in accordance with UL 790/ASTM E 108, UL 580, ASTM E 84 Flame Spread
- Complies with International Building Code requirements
- High reflectivity of panels which increases energy efficiency



For more information: Visit www.atas.com/colonialseam

MODERN DURABILITY. TRADITIONAL APPEARANCE.

MONARCH™ BATTEN SEAM



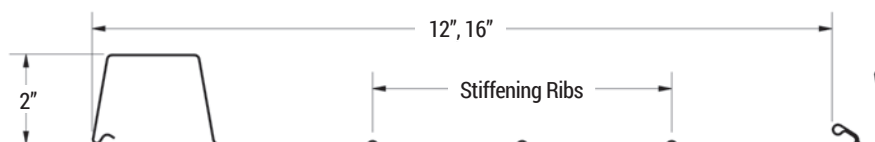

STIFFENING RIBS†



SMOOTH



EMBOSSSED



†Stiffening ribs reduce the potential of visible oil canning

SKU:

MRB120, MRB160

Material:

.032, .040, .050* aluminum;
24, 22* ga. metallic coated steel;
24 ga. 55% Al-Zn alloy coated steel with
acrylic coating*

Panel Coverage:

12", 16"
(stiffening ribs standard, specify without)

Minimum Panel Length:

4'-0"

Seam Height:

2"

Texture:

Smooth or Embossed

Minimum Slope:

2:12

* Subject to minimum quantities and longer lead time.
Inquire for availability.

Application:

- Fasteners and clips are designed to allow panels to float without causing stress
- No extra caps or strips to install
- No special equipment required to zip or seam panels together
- Continuous panel lengths eliminate cross seams
- Precision leveling prior to forming
- Crating for job site handling/staging
- Easy, one-piece installation lowers on-site labor cost

Performance Standards:

- Tested in accordance with UL 790/ASTM E 108, UL 580, ASTM E 283, ASTM E 331, UL 2218, ASTM E 84 Flame Spread
- High reflectivity of panels which increases energy efficiency



For more information: Visit www.atas.com/monarch

Private Residence
Santa Ysabel, CA
Dutch Seam in Acrylic Coated Galvalume®





STIFFENING RIBS†



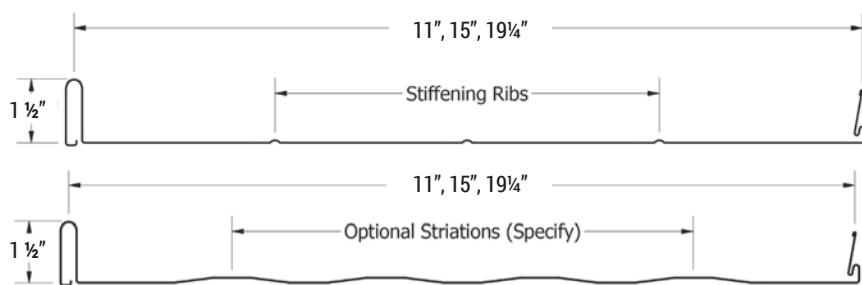
STRIATIONS†



SMOOTH



EMBOSSED



Optional Sealant Available

†Stiffening ribs or striations reduce the potential of visible oil canning

SKU:

MRD110, MRD150, MRD194

Material:

.032, .040 aluminum;
24, 22* ga. metallic coated steel;
24 ga. 55% Al-Zn alloy coated steel with
acrylic coating;
16, 20 oz. copper*;
.8 mm zinc* (MRD110 only)

Panel Coverage:

11", 15", 19 1/4"
(stiffening ribs standard, specify without ribs or
with striations)

Minimum Panel Length:

2'-0"

Seam Height:

1 1/2"

Texture:

Smooth or Embossed

Minimum Slope:

2:12


* Subject to minimum quantities and longer lead time.
Inquire for availability.

Application:

- Lock and seam are an integral part of the panel with no seam caps to install
- Can be fastened directly to purlins or solid substrate
- Does not require mechanical field seaming
- After completing panel interlock, panels can be easily moved into cleats at valley and eave conditions
- Precision leveling prior to forming
- Fasteners and clips allow panels to float without causing stress
- Crating for job site handling/staging


Performance Standards:

- Tested in accordance with UL 790/ASTM E 108, UL 580, TAS 125, ASTM E 1592, ASTM E 330, ASTM E 283, ASTM E 331, TAS 100, AAMA 501.1, UL 2218, ASTM E 84 Flame Spread, ICBO AC 166 Penetration
- FBC Approval
- High reflectivity of panels which increases energy efficiency

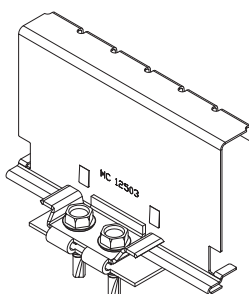
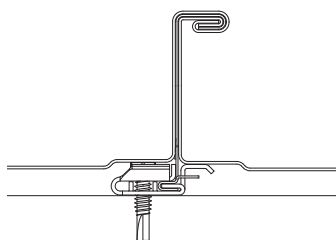


For more information: Visit www.atas.com/dutchseam

FIELD-LOK™ SEAM AND CLIP FEATURES

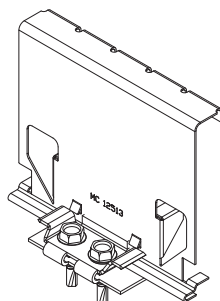
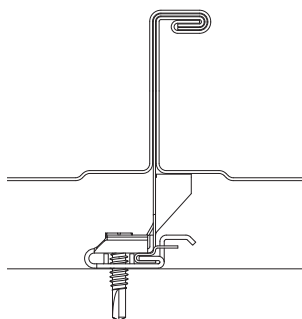


2 3/8" FLS



Standard: Base: 16 ga. metallic coated steel
Tab: 22 ga. metallic coated steel
Optional*: Base: 16 ga. metallic coated steel
Tab: 22 ga. stainless steel

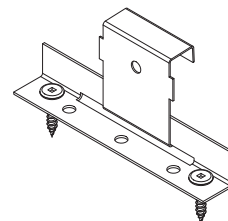

2 3/8" FLS RAISED



Standard: Base: 16 ga. metallic coated steel
Tab: 22 ga. metallic coated steel
Optional*: Base: 16 ga. metallic coated steel
Tab: 22 ga. stainless steel

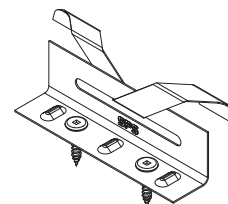

*Subject to minimum quantities and longer lead time. Inquire for availability.

2" FLR



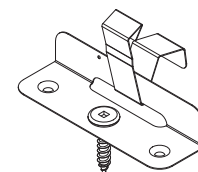
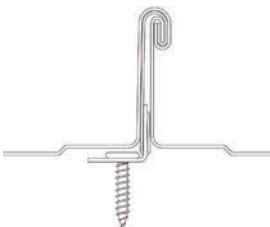
Standard: Base: 18 ga. metallic coated steel
Tab: 22 ga. metallic coated steel
Optional*: Base: 18 ga. stainless steel
Tab: 22 ga. stainless steel

1 1/2" FLM



Standard: Base: 22 ga. metallic coated steel
Tab: 24 ga. metallic coated steel
Optional*: Base: 22 ga. stainless steel
Tab: 24 ga. stainless steel

1" FLL

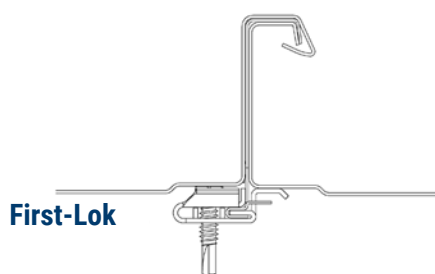


Standard: Base: 28 ga. stainless steel
Tab: 28 ga. stainless steel

2³/₈" FIELD-LOK™ CLIP FEATURES

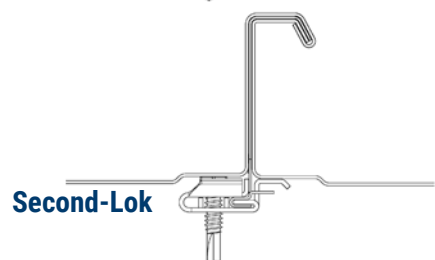


- Positive centering stop assures the clip tab is centered until the fasteners are installed
- Notched outer tab allows for easier seaming, reducing chances for damage to the panel finish during the seaming process
- Allows a full three inches of movement
- Metallic coated steel assures a long corrosion-resistant life



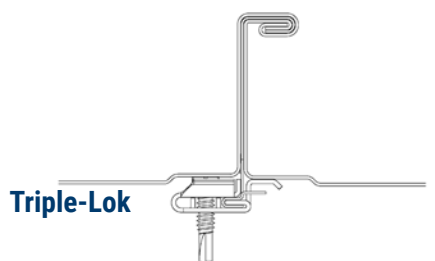
FIRST-LOK

Provides the foundation for the Field-Lok patented design. Panels are “hooked and rolled” into place onto the seam of the previous panel to achieve the initial first stage lock. This lock provides temporary panel engagement during the course of installation without the use of hand seaming.



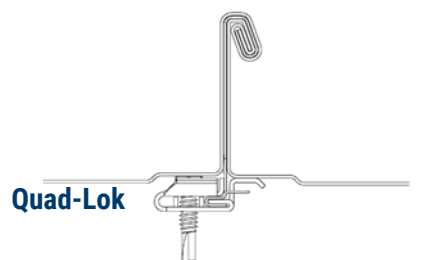
SECOND-LOK

Initial panel hook is pre-seamed in place to achieve a double lock panel. This seam is stage one of the mechanical field seaming process and provides the initial engagement of panel to anchor clip.



TRIPLE-LOK

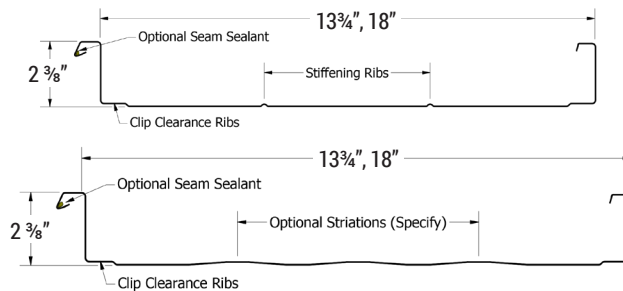

Panel seam is folded over to a 90° seam. Unlike most 90° seam designs that are considered to be a single lock, the Field-Lok Series provides a true double fold in the 90° seam. This combined with the initial First-Lok actually has three methods of engagement for the Triple-Lok feature.



QUAD-LOK

Panels can be seamed to an approximate 160° seam to resist ultra-high wind loads without the need for additional clips or other exterior reinforcement. This additional uplift-resistant feature can be used in high wind areas or where additional load values are required, such as building eaves and corner areas.

Bear Creek Hotel & Lodge
Macungie, PA
2³/₈" Field-Lok in Acrylic Coated Galvalume®



Application:

- Applications include commercial roofs, to be applied on a solid deck (plywood/metal), and open framing
- Concealed fastener system
- Pre-notching for panel overlap is available
- Eave notching is available for drip edge engagement
- Panel swedging to overlap detail

Performance Standards:

- Tested in accordance with ASTM E 1646, ASTM E 1592, UL 580, UL 1897, ASTM E 1680, UL 790/ASTM E 108

SKU:

FLS137, FLS180

Material:

.032, .040 aluminum;
24, 22* ga. metallic coated steel;
24 ga. 55% Al-Zn alloy coated steel with acrylic coating

Panel Coverage:

13³/₄", 18"
(Stiffening ribs standard, specify without ribs or with striations)

Minimum Panel Length:

4'-0"

Seam Height:

2³/₈"

Texture:

Smooth or Embossed

Minimum Slope:

1/2:12

* Subject to minimum quantities and extended lead time.
Inquire for availability.



STIFFENING RIBS



STRIATIONS




EMBOSSED



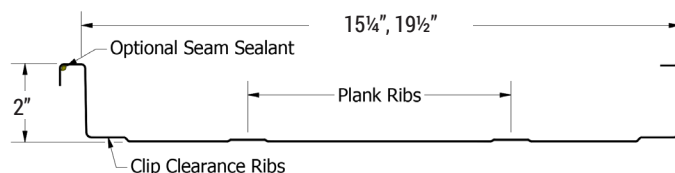
For more information: Visit www.atas.com/fls

2" FIELD-LOK™

Ellis Preserve
Newtown Square, PA
2" Field-Lok in Dove Grey



PLANK RIBS



Application:

- Applications include commercial roofs, to be installed on a solid deck (plywood/metal), and open framing
- Concealed fastener system
- Eave notching is available for drip edge engagement

Performance Standards:

- Tested in accordance with ASTM E 283, ASTM E 331, ASTM E 1592, ASTM E 1646, ASTM E 1680, TAS 100, TAS 125, UL 580, UL 790/ASTM E 108, UL 1897, UL 2218

SKU:

FLR154, FLR195, FLR999

Material:

.032, .040 aluminum;
24, 22* ga. metallic coated steel;
24 ga. 55% Al-Zn alloy coated steel with acrylic coating;
16, 20 oz. copper*;
.7 mm zinc*;
.0197 classic & terne coated stainless steel*

Panel Coverage:

15 1/4", 19 1/2", Custom widths available
(Plank ribs standard, specify without)

Minimum Panel Length:

4'-0"

Seam Height:

2"

Available:

Tapered

Texture:

Smooth

Minimum Slope:

1/2:12


* Subject to minimum quantities and longer lead time.
Inquire for availability.



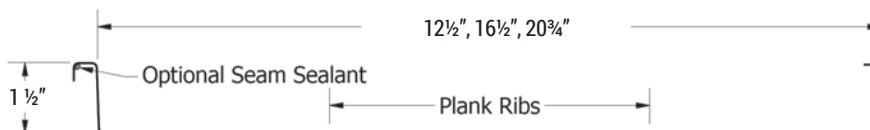
For more information: Visit www.atas.com/flr



Rooster's Woodworking Shop
Elizabethtown, PA
1½" Field-Lok in Charcoal Grey



PLANK RIBS



Application:

- Applications include commercial roofs, to be installed on a solid deck (plywood/metal), and curved panel systems over entrances and walkways.
- Concealed fastener system
- Eave notching is available for drip edge engagement

Performance Standards:

- Tested in accordance with ASTM E 1592, UL 580, UL 1897, ASTM E 283, ASTM E 331, UL 790/ASTM E 108, UL 2218

SKU:

FLM125, FLM165, FLM207, FLM999

Material:

.032, .040 aluminum;
24, 22* ga. metallic coated steel;
24 ga. 55% Al-Zn alloy coated steel with acrylic coating;
16, 20 oz. copper*;
.7 mm zinc*;
.0197 classic & terne coated stainless steel*

Panel Coverage:

12½", 16½", 20¾", Custom widths available
(Plank ribs standard, specify without)

Minimum Panel Length:

4'-0"

Seam Height:

1½"

Available:

Tapered, Curved (Convex)

Texture:

Smooth

Minimum Slope:

2:12 depending on climate conditions

* Subject to minimum quantities and longer lead time.
Inquire for availability.




For more information: Visit www.atas.com/flm

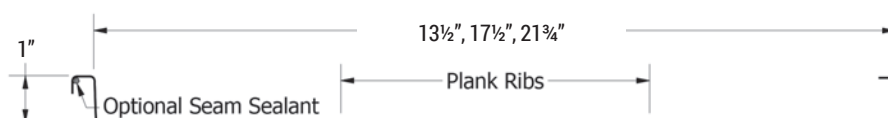
1" FIELD-LOK™



Delaplane Winery
Delaplane, VA
1" Field-Lok in Black



PLANK RIBS



SKU:

FLL135, FLL175, FLL217, FLL999

Material:

.032, .040 aluminum;
24, 22* ga. metallic coated steel;
24 ga. 55% Al-Zn alloy coated steel with acrylic coating;
16, 20 oz. copper*;
.7 mm zinc*;
.0197 classic & terne coated stainless steel*

Panel Coverage:

13 1/2", 17 1/2", 21 3/4", Custom widths available
(Plank ribs standard, specify without)

Minimum Panel Length:

4'-0"

Seam Height:

1"

Available:

Tapered, Curved (Convex)

Texture:

Smooth

Minimum Slope:

2:12 depending on climate conditions

* Subject to minimum quantities and longer lead time.
Inquire for availability.

Application:

- Applications include commercial roofs, to be installed on a solid deck (plywood/metal), and curved panel systems over entrances and walkways
- Concealed fastener system
- Eave notching is available for drip edge engagement

Performance Standards:

- Tested in accordance with UL 580, UL 1897, UL 790/ASTM E 108, UL 2218




For more information: Visit www.atas.com/fll

Claytor Lake Cabin
Pulaski, VA
PC System in Classic Bronze






STANDING SEAM



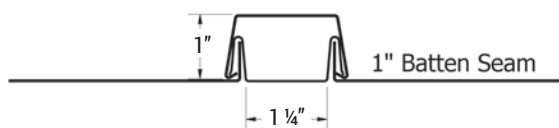
1" BATTEN



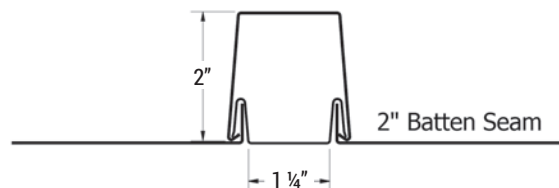
2" BATTEN



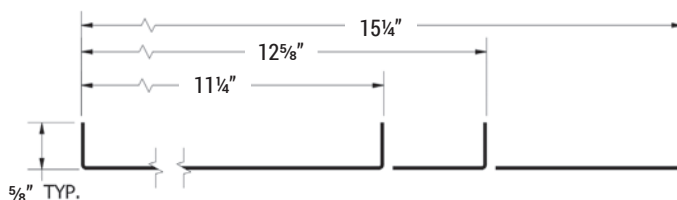
1" Standing Seam



1" Batten Seam



2" Batten Seam



5/8" TYP.

SKU:

Panel: PCP110, PCP120, PCP150, PCP999

Seam: PCS114

Batten: PCB001, PCB002

Copper: PCP147

Material:

.032, .040 aluminum;

22*, 24 ga. metallic coated steel;

16 oz. copper* (PCP147 only)

Panel Coverage:

11 1/4", 12 5/8", 14 5/8"†, 15 1/4"

Custom widths available

†Copper and Dark Bronze Anodized only

Minimum Panel Length:

2'-0" for straight, 3'-0" for curved

Seam Height:

Standing Seam: 1"

Batten Seam: 1" x 1 1/2" or 2" x 1 1/2"

Available:

Straight, Tapered, Curved‡ (Concave, Convex)

‡Available in standing seam only

Texture:

Smooth or Embossed

Minimum Slope:



3:12

*Subject to minimum quantities and longer lead time.
Inquire for availability.**Application:**

- Two-part system that consists of the flat panel, and a separate seam or batten
- Seam is snapped over the clips, concealing the fastening system
- PC™ System panels are not structural and must be applied to a solid substrate
- Precision leveling prior to forming
- Fasteners and clips allow panels to float without causing stress
- Crating for job site handling/staging

Performance Standards:


- Tested in accordance with UL 790/ASTM E 108, UL 580, ASTM E 283, ASTM E 331, UL 2218, ASTM E 84 Flame Spread
- High reflectivity of panels which increases energy efficiency



Mix and match colors of the flat panel and standing seam or batten seam for a unique aesthetic.



PC System in Custom Yellow and Regal Blue



SMOOTH





EMBOSSED



For more information: Visit www.atas.com/pc

COLOR CHART













Stock Colors | 70% PVDF Finish

					
Black (02)	Classic Bronze (01)	Medium Bronze (03)	Hartford Green (27)	Forest Green (11)	Teal (19)
					
Hemlock Green (30)	Patina Green (12)	Chocolate Brown (04)	Boysenberry (25)	Redwood (07)	Mission Red (08)
					
Sierra Tan (09)	Rawhide (15)	Concord Cream (05)	Almond (36)	Sandstone (06)	Regal Blue (18)
					
Slate Blue (21)	Siam Blue (14)	Rocky Grey (16)	Charcoal Grey (62)	Slate Grey (20)	Dove Grey (13)
		Oxide Series			
Ascot White (10)	Bone White (26)				
		Copper Brown (42)			
					
		Tarnished Red (47)			

Premium Colors | 70% PVDF Finish

					
Antique Patina (24)	Brite Red (17)	Champagne (31)	Coppertone (23)	Silversmith (28)	Titanium (35)

Natural Metals

					
Clear Satin Anodized (70)	Dark Bronze Anodized (71)	Acrylic Coated Galvalume® (97)	Copper (49)*	Classic Stainless Steel (40)*	Terme Coated Stainless Steel (41)*
					
Grey Zinc (91)*	Dark Zinc (92)*	Brown Zinc (89)*	Blue Zinc (94)*	Red Zinc (95)*	Green Zinc (96)*

For additional color offerings, visit www.atas.com/colors. For current SRI values and agency listings refer to our Color and Reference Guide: www.atas.com/sri.
*Special material. Pricing and availability dependent upon project specifics. Color chips available upon request.

www.atas.com | ATAS International, Inc.
800.468.1441 | Allentown, PA | Mesa, AZ

*Subject to minimum quantities and extended lead time. Inquire for material and panel width availability. Dutch Seam® is a registered trademark of ATAS International, Inc. Colors are as close to the actual colors as modern printing allows. Exact color chips on request; this is a requirement for all premium colors. If you have requirements or preference for colors or finishes other than shown, contact ATAS. Color availability varies by material, gauge and profile. ATAS is not responsible for colors selected from color chart. ATAS reserves the right to modify, eliminate and/or change its products without prior notification. Contact ATAS for more information. Every project is different. To the full extent permissible by law, ATAS disclaims all warranties, express or implied, including, but not limited to, implied warranties of merchantability and fitness for a particular purpose. A qualified engineer, architect or contractor should review suitability of use. Please visit www.atas.com for the most up-to-date information.

© 2019 ATAS International, Inc. LRD0719 LAT103

