

LOAD TABLES

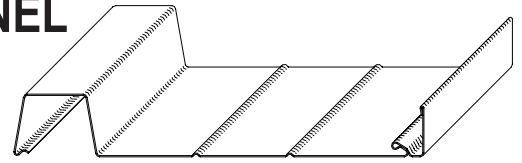
ALUMINUM  
ASTM B209  
3003-H16

12" COVERAGE

# MONARCH ROOF SYSTEM

## WIND-LOK ROOF PANEL

### MRB120



L/180 MAXIMUM DEFLECTION CRITERIA GAUGE 0.032							L/240 MAXIMUM DEFLECTION CRITERIA GAUGE 0.032						
AREA: 0.54753 IN <sup>2</sup> /FT				Sb: 0.57603 IN <sup>3</sup> /FT			AREA: 0.54753 IN <sup>2</sup> /FT				Sb: 0.57603 IN <sup>3</sup> /FT		
Yb: 0.50632 IN.				St: 0.19933 IN <sup>3</sup> /FT			Yb: 0.50632 IN.				St: 0.19933 IN <sup>3</sup> /FT		
Yt: 1.46318 IN.				l: 0.29166 IN <sup>4</sup> /FT			Yt: 1.46318 IN.				l: 0.29166 IN <sup>4</sup> /FT		
LOAD (PSF)	DOWNWARD LOAD			UPWARD LOAD			LOAD (PSF)	DOWNWARD LOAD			UPWARD LOAD		
	SINGLE SPAN	DOUBLE SPAN	THREE SPAN	SINGLE SPAN	DOUBLE SPAN	THREE SPAN		SINGLE SPAN	DOUBLE SPAN	THREE SPAN	SINGLE SPAN	DOUBLE SPAN	THREE SPAN
10	* 8'- 10"	* 11'- 1"	* 11'- 0"	9'- 6"	* 8'- 10"	* 9'- 0"	10	8'- 7"	* 11'- 1"	10'- 8"	8'- 7"	* 8'- 10"	* 9'- 10"
15	* 7'- 2"	* 9'- 1"	* 9'- 0"	8'- 3"	* 7'- 2"	* 8'- 0"	15	* 7'- 2"	* 9'- 1"	* 9'- 0"	7'- 6"	* 7'- 2"	* 8'- 0"
20	* 6'- 3"	* 7'- 10"	* 7'- 9"	* 6'- 3"	* 6'- 3"	* 6'- 11"	20	* 6'- 3"	* 7'- 10"	* 7'- 9"	6'- 10"	* 6'- 3"	* 6'- 11"
25	* 5'- 7"	* 7'- 0"	* 6'- 11"	7'- 0"	* 5'- 7"	* 6'- 3"	25	* 5'- 7"	* 7'- 0"	* 6'- 11"	6'- 4"	* 5'- 7"	* 6'- 3"
30	* 5'- 1"	* 6'- 5"	* 6'- 4"	* 6'- 5"	* 5'- 1"	* 5'- 8"	30	* 5'- 1"	* 6'- 5"	* 6'- 4"	6'- 0"	* 5'- 1"	* 5'- 8"
35	* 4'- 8"	* 5'- 11"	* 5'- 10"	* 5'- 11"	* 4'- 8"	* 5'- 3"	35	* 4'- 8"	* 5'- 11"	* 5'- 10"	5'- 8"	* 4'- 8"	* 5'- 3"
40	* 4'- 5"	* 5'- 6"	* 5'- 6"	* 5'- 6"	* 4'- 5"	* 4'- 11"	40	* 4'- 5"	* 5'- 6"	* 5'- 6"	5'- 5"	* 4'- 5"	* 4'- 11"
45	* 4'- 2"	* 5'- 3"	* 5'- 2"	* 5'- 3"	* 4'- 2"	* 4'- 7"	45	* 4'- 2"	* 5'- 3"	* 5'- 2"	5'- 2"	* 4'- 2"	* 4'- 7"
50	* 3'- 11"	* 4'- 11"	* 4'- 11"	* 4'- 11"	* 3'- 11"	* 4'- 5"	50	* 3'- 11"	* 4'- 11"	* 4'- 11"	* 4'- 11"	* 3'- 11"	* 4'- 5"
55	* 3'- 9"	* 4'- 9"	* 4'- 8"	* 4'- 9"	* 3'- 9"	* 4'- 2"	55	* 3'- 9"	* 4'- 9"	* 4'- 8"	* 4'- 8"	* 3'- 9"	* 4'- 2"
60	* 3'- 7"	* 4'- 6"	* 4'- 6"	* 4'- 6"	* 3'- 7"	* 4'- 0"	60	* 3'- 7"	* 4'- 6"	* 4'- 6"	* 4'- 6"	* 3'- 7"	* 4'- 0"
65	* 3'- 5"	* 4'- 4"	* 4'- 4"	* 4'- 4"	* 3'- 5"	* 3'- 10"	65	* 3'- 5"	* 4'- 4"	* 4'- 4"	* 4'- 4"	* 3'- 5"	* 3'- 10"
70	* 3'- 4"	* 4'- 2"	* 4'- 2"	* 4'- 2"	* 3'- 4"	* 3'- 8"	70	* 3'- 4"	* 4'- 2"	* 4'- 2"	* 4'- 2"	* 3'- 4"	* 3'- 8"


  

L/180 DEFLECTION CRITERIA 0.040" THICKNESS							L/240 DEFLECTION CRITERIA 0.040" THICKNESS						
AREA: 0.68981 IN <sup>2</sup> /FT				Sb: 0.72366 IN <sup>3</sup> /FT			AREA: 0.68981 IN <sup>2</sup> /FT				Sb: 0.72366 IN <sup>3</sup> /FT		
Yb: 0.50306 IN.				St: 0.24961 IN <sup>3</sup> /FT			Yb: 0.50306 IN.				St: 0.24961 IN <sup>3</sup> /FT		
Yt: 1.45844 IN.				l: 0.36404 IN <sup>4</sup> /FT			Yt: 1.45844 IN.				l: 0.36404 IN <sup>4</sup> /FT		
LOAD (PSF)	DOWNWARD LOAD			UPWARD LOAD			LOAD (PSF)	DOWNWARD LOAD			UPWARD LOAD		
	SINGLE SPAN	DOUBLE SPAN	THREE SPAN	SINGLE SPAN	DOUBLE SPAN	THREE SPAN		SINGLE SPAN	DOUBLE SPAN	THREE SPAN	SINGLE SPAN	DOUBLE SPAN	THREE SPAN
10	10'- 3"	13'- 8"	12'- 8"	10'- 3"	* 11'- 2"	* 12'- 6"	10	9'- 3"	12'- 5"	11'- 6"	9'- 3"	11'- 2"	11'- 6"
15	8'- 11"	* 11'- 5"	11'- 0"	8'- 11"	* 9'- 1"	* 10'- 2"	15	8'- 1"	10'- 10"	10'- 0"	8'- 1"	9'- 1"	10'- 0"
20	* 7'- 10"	* 9'- 11"	* 9'- 10"	8'- 1"	* 7'- 10"	* 8'- 10"	20	7'- 4"	9'- 10"	9'- 1"	7'- 4"	* 7'- 10"	* 8'- 10"
25	* 7'- 0"	* 8'- 10"	* 8'- 10"	7'- 6"	* 7'- 0"	* 7'- 10"	25	6'- 10"	* 8'- 10"	* 8'- 5"	6'- 10"	* 7'- 0"	* 7'- 10"
30	* 6'- 5"	* 8'- 1"	* 8'- 0"	7'- 1"	* 6'- 5"	* 7'- 2"	30	* 6'- 5"	* 8'- 1"	7'- 11"	6'- 5"	* 6'- 5"	* 7'- 2"
35	* 5'- 11"	* 7'- 5"	* 7'- 5"	6'- 9"	* 5'- 11"	* 6'- 8"	35	* 5'- 11"	* 7'- 5"	* 7'- 5"	6'- 1"	* 5'- 11"	* 6'- 8"
40	* 5'- 7"	* 6'- 0"	* 6'- 11"	6'- 5"	* 5'- 7"	* 6'- 3"	40	* 5'- 7"	* 6'- 0"	* 6'- 11"	5'- 10"	* 5'- 7"	* 6'- 3"
45	* 5'- 3"	* 6'- 7"	* 6'- 7"	6'- 2"	* 5'- 3"	* 5'- 10"	45	* 5'- 3"	* 6'- 7"	* 6'- 7"	5'- 7"	* 5'- 3"	* 5'- 10"
50	* 5'- 0"	* 6'- 3"	* 6'- 3"	5'- 11"	* 5'- 0"	* 5'- 7"	50	* 5'- 0"	* 6'- 3"	* 6'- 3"	5'- 5"	* 5'- 0"	* 5'- 7"
55	* 4'- 9"	* 5'- 11"	* 5'- 11"	5'- 9"	* 4'- 9"	* 5'- 3"	55	* 4'- 9"	* 5'- 11"	* 5'- 11"	5'- 3"	* 4'- 9"	* 5'- 3"
60	* 4'- 6"	* 5'- 8"	* 5'- 8"	5'- 7"	* 4'- 6"	* 5'- 1"	60	* 4'- 6"	* 5'- 8"	* 5'- 8"	5'- 1"	* 4'- 6"	* 5'- 1"
65	* 4'- 4"	* 5'- 5"	* 5'- 5"	5'- 5"	* 4'- 4"	* 4'- 10"	65	* 4'- 4"	* 5'- 6"	* 5'- 5"	4'- 11"	* 4'- 4"	* 4'- 10"
70	* 4'- 2"	* 5'- 3"	* 5'- 3"	* 5'- 3"	* 4'- 2"	* 4'- 8"	70	* 4'- 2"	* 5'- 3"	* 5'- 3"	4'- 10"	* 4'- 2"	* 4'- 8"

L/180 DEFLECTION CRITERIA 0.050" THICKNESS							L/240 DEFLECTION CRITERIA 0.050" THICKNESS						
AREA: 0.86687 IN <sup>2</sup> /FT				Sb: 0.90624 IN <sup>3</sup> /FT			AREA: 0.86687 IN <sup>2</sup> /FT				Sb: 0.90624 IN <sup>3</sup> /FT		
Yb: 0.49897 IN.				St: 0.31131 IN <sup>3</sup> /FT			Yb: 0.49897 IN.				St: 0.31131 IN <sup>3</sup> /FT		
Yt: 1.45253 IN.				l: 0.45219 IN <sup>4</sup> /FT			Yt: 1.45253 IN.				l: 0.45219 IN <sup>4</sup> /FT		
LOAD (PSF)	DOWNWARD LOAD			UPWARD LOAD			LOAD (PSF)	DOWNWARD LOAD			UPWARD LOAD		
	SINGLE SPAN	DOUBLE SPAN	THREE SPAN	SINGLE SPAN	DOUBLE SPAN	THREE SPAN		SINGLE SPAN	DOUBLE SPAN	THREE SPAN	SINGLE SPAN	DOUBLE SPAN	THREE SPAN
10	11'- 0"	14'- 9"	13'- 7"	11'- 0"	* 13'- 8"	13'- 7"	10	10'- 0"	13'- 5"	12'- 4"	10'- 0"	12'- 4"	* 1'- "
15	9'- 7"	12'- 10"	11'- 10"	9'- 7"	* 11'- 2"	11'- 10"	15	8'- 8"	11'- 8"	10'- 9"	8'- 8"	* 10'- 9"	* 1'- "
20	8'- 8"	* 11'- 4"	10'- 9"	8'- 8"	* 9'- 8"	10'- 9"	20	7'- 11"	10'- 7"	9'- 9"	7'- 11"	* 9'- 9"	* 1'- "
25	8'- 1"	* 10'- 2"	10'- 0"	8'- 1"	* 8'- 7"	* 9'- 8"	25	7'- 4"	9'- 10"	9'- 1"	7'- 4"	* 9'- 1"	* 1'- "
30	7'- 7"	* 9'- 3"	9'- 5"	7'- 7"	* 7'- 10"	* 8'- 10"	30	6'- 11"	* 9'- 3"	8'- 5"	6'- 11"	* 8'- 6"	* 1'- "
35	7'- 3"	* 8'- 7"	8'- 11"	7'- 3"	* 7'- 3"	* 8'- 2"	35	6'- 7"	* 8'- 7"	8'- 1"	6'- 7"	* 8'- 1"	* 1'- "
40	* 6'- 10"	* 8'- 0"	* 8'- 6"	6'- 11"	* 6'- 10"	* 7'- 7"	40	6'- 3"	* 8'- 0"	7'- 9"	6'- 3"	* 7'- 9"	* 1'- "
45	* 6'- 5"	* 7'- 7"	* 8'- 0"	6'- 8"	* 6'- 5"	* 7'- 2"	45	6'- 0"	* 7'- 7"	7'- 5"	6'- 0"	* 7'- 5"	* 1'- "
50	* 6'- 1"	* 7'- 2"	* 7'- 7"	6'- 5"	* 6'- 1"	* 6'- 10"	50	5'- 10"	* 7'- 2"	7'- 2"	5'- 10"	* 7'- 2"	* 1'- "
55	* 5'- 10"	* 6'- 10"	* 7'- 3"	6'- 2"	* 5'- 10"	* 6'- 6"	55	5'- 8"	* 6'- 10"	7'- 0"	5'- 8"	* 7'- 0"	* 1'- "
60	* 5'- 7"	* 6'- 6"	* 6'- 11"	6'- 0"	* 5'- 7"	* 6'- 2"	60	5'- 6"	* 6'- 6"	6'- 9"	5'- 6"	* 6'- 9"	* 1'- "
65	* 5'- 4"	* 6'- 3"	* 6'- 8"	5'- 10"	* 5'- 4"	* 6'- 0"	65	5'- 4"	* 6'- 3"	6'- 7"	5'- 4"	* 6'- 7"	* 1'- "
70	* 5'- 2"	* 6'- 1"	* 6'- 5"	5'- 9"	* 5'- 2"	* 5'- 9"	70	* 5'- 2"	* 6'- 1"	* 6'- 5"	5'- 2"	* 6'- 5"	* 1'- "

- Notes:
- \*Indicates maximum span controlled by deflection.
  - All loads are applied perpendicular to surface of panel.
  - No increase for wind loading has been assumed.
  - All computations have been made in accordance with the Aluminum Association's Specifications for Aluminum Structures.
  - Since allowable loads and spans can be affected by actual conditions of use, information in these tables is intended for use only by those qualified to assess these effects.
  - Load tables are based upon section property analysis. Other factors such as fastener adequacy may apply to allowable span conditions per project.



LOAD TABLES

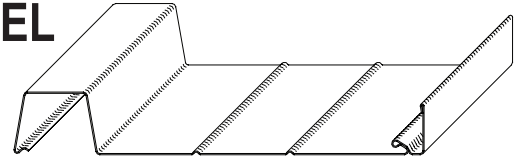
ALUMINUM  
ASTM B209  
3003-H16

16" COVERAGE

# MONARCH ROOF SYSTEM

## WIND-LOK ROOF PANEL

### MRB160



L/180 DEFLECTION CRITERIA				0.032" THICKNESS			L/240 DEFLECTION CRITERIA				0.032" THICKNESS		
AREA: 0.50215 IN <sup>2</sup> /FT				Sb: 0.57463 IN <sup>3</sup> /FT			AREA: 0.50215 IN <sup>2</sup> /FT				Sb: 0.57463 IN <sup>3</sup> /FT		
Yb: 0.41406 IN.				St: 0.15297 IN <sup>3</sup> /FT			Yb: 0.41406 IN.				St: 0.15297 IN <sup>3</sup> /FT		
Yt: 1.55544 IN.				I: 0.23793 IN <sup>4</sup> /FT			Yt: 1.55544 IN.				I: 0.23793 IN <sup>4</sup> /FT		
LOAD (PSF)	DOWNWARD LOAD			UPWARD LOAD			LOAD (PSF)	DOWNWARD LOAD			UPWARD LOAD		
	SINGLE SPAN	DOUBLE SPAN	THREE SPAN	SINGLE SPAN	DOUBLE SPAN	THREE SPAN		SINGLE SPAN	DOUBLE SPAN	THREE SPAN	SINGLE SPAN	DOUBLE SPAN	THREE SPAN
10	* 7'- 8"	* 10'- 3"	* 8'- 10"	8'- 10"	* 7'- 8"	* 8'- 7"	10	* 7'- 8"	* 10'- 3"	* 9'- 8"	8'- 1"	* 7'- 8"	* 8'- 7"
15	* 6'- 3"	* 8'- 5"	* 7'- 9"	7'- 9"	* 6'- 3"	* 7'- 0"	15	* 6'- 6"	* 8'- 5"	* 7'- 10"	7'- 0"	* 6'- 3"	* 7'- 0"
20	* 5'- 5"	* 7'- 3"	* 7'- 0"	7'- 0"	* 5'- 5"	* 6'- 1"	20	* 5'- 5"	* 7'- 3"	* 6'- 10"	6'- 5"	* 5'- 5"	* 6'- 1"
25	* 4'- 10"	* 6'- 6"	* 6'- 6"	6'- 6"	* 4'- 10"	* 5'- 5"	25	* 4'- 10"	* 6'- 6"	* 6'- 1"	5'- 11"	* 4'- 10"	* 5'- 5"
30	* 4'- 5"	* 5'- 11"	* 6'- 1"	6'- 1"	* 4'- 5"	* 5'- 0"	30	* 4'- 5"	* 5'- 11"	* 5'- 7"	5'- 7"	* 4'- 5"	* 5'- 0"
35	* 4'- 1"	* 5'- 6"	* 5'- 7"	5'- 7"	* 4'- 1"	* 4'- 7"	35	* 4'- 1"	* 5'- 6"	* 5'- 2"	5'- 3"	* 4'- 1"	* 4'- 7"
40	* 3'- 10"	* 5'- 1"	* 5'- 3"	5'- 3"	* 3'- 10"	* 4'- 3"	40	* 3'- 10"	* 5'- 1"	* 4'- 10"	5'- 1"	* 3'- 10"	* 4'- 3"
45	* 3'- 7"	* 4'- 10"	* 4'- 11"	4'- 11"	* 3'- 7"	* 4'- 0"	45	* 3'- 7"	* 4'- 10"	* 4'- 6"	4'- 10"	* 3'- 7"	* 4'- 0"
50	* 3'- 5"	* 4'- 7"	* 4'- 8"	4'- 8"	* 3'- 5"	* 3'- 10"	50	* 3'- 5"	* 4'- 7"	* 4'- 3"	4'- 8"	* 3'- 5"	* 3'- 10"
55	* 3'- 3"	* 4'- 4"	* 4'- 6"	4'- 6"	* 3'- 3"	* 3'- 8"	55	* 3'- 3"	* 4'- 4"	* 4'- 1"	4'- 6"	* 3'- 3"	* 3'- 8"
60	* 3'- 1"	* 4'- 2"	* 4'- 3"	4'- 3"	* 3'- 1"	* 3'- 6"	60	* 3'- 1"	* 4'- 2"	* 3'- 11"	4'- 3"	* 3'- 1"	* 3'- 6"
65	* 3'- 0"	* 4'- 0"	* 4'- 1"	4'- 1"	* 3'- 0"	* 3'- 4"	65	* 3'- 0"	* 4'- 0"	* 3'- 9"	4'- 1"	* 3'- 0"	* 3'- 4"
70	* 2'- 11"	* 3'- 10"	* 4'- 0"	4'- 0"	* 2'- 11"	* 3'- 3"	70	* 2'- 11"	* 3'- 10"	* 3'- 7"	4'- 0"	* 2'- 11"	* 3'- 3"
L/180 DEFLECTION CRITERIA				0.040" THICKNESS			L/240 DEFLECTION CRITERIA				0.040" THICKNESS		
AREA: 0.63285 IN <sup>2</sup> /FT				Sb: 0.72206 IN <sup>3</sup> /FT			AREA: 0.63285 IN <sup>2</sup> /FT				Sb: 0.72206 IN <sup>3</sup> /FT		
Yb: 0.41124 IN.				St: 0.19154 IN <sup>3</sup> /FT			Yb: 0.41124 IN.				St: 0.19154 IN <sup>3</sup> /FT		
Yt: 1.55026 IN.				I: 0.29694 IN <sup>4</sup> /FT			Yt: 1.55026 IN.				I: 0.29694 IN <sup>4</sup> /FT		
LOAD (PSF)	DOWNWARD LOAD			UPWARD LOAD			LOAD (PSF)	DOWNWARD LOAD			UPWARD LOAD		
	SINGLE SPAN	DOUBLE SPAN	THREE SPAN	SINGLE SPAN	DOUBLE SPAN	THREE SPAN		SINGLE SPAN	DOUBLE SPAN	THREE SPAN	SINGLE SPAN	DOUBLE SPAN	THREE SPAN
10	* 9'- 6"	* 12'- 7"	11'- 10"	9'- 6"	* 9'- 9"	* 10'- 11"	10	8'- 8"	11'- 8"	10'- 9"	8'- 8"	* 9'- 9"	10'- 9"
15	* 7'- 11"	* 10'- 3"	* 9'- 11"	8'- 4"	* 7'- 11"	* 8'- 11"	15	* 7'- 7"	10'- 2"	9'- 4"	7'- 7"	* 7'- 11"	* 8'- 11"
20	* 6'- 11"	* 8'- 11"	* 8'- 7"	7'- 7"	* 6'- 11"	* 7'- 8"	20	6'- 10"	* 8'- 11"	8'- 6"	6'- 10"	* 6'- 11"	* 7'- 8"
25	* 6'- 2"	* 7'- 11"	* 7'- 8"	7'- 0"	* 6'- 2"	* 6'- 11"	25	* 6'- 2"	* 7'- 11"	* 7'- 8"	6'- 4"	* 6'- 2"	* 6'- 11"
30	* 5'- 7"	* 7'- 3"	* 7'- 0"	6'- 7"	* 5'- 7"	* 6'- 3"	30	* 5'- 7"	* 7'- 3"	* 7'- 0"	6'- 0"	* 5'- 7"	* 6'- 3"
35	* 5'- 2"	* 6'- 9"	* 6'- 6"	6'- 3"	* 5'- 2"	* 5'- 10"	35	* 5'- 2"	* 6'- 9"	* 6'- 6"	5'- 8"	* 5'- 2"	* 5'- 10"
40	* 4'- 10"	* 6'- 3"	* 6'- 1"	6'- 0"	* 4'- 10"	* 5'- 5"	40	* 4'- 10"	* 6'- 3"	* 6'- 1"	5'- 5"	* 4'- 10"	* 5'- 5"
45	* 4'- 7"	* 5'- 11"	* 5'- 9"	5'- 9"	* 4'- 7"	* 5'- 1"	45	* 4'- 7"	* 5'- 11"	* 5'- 9"	5'- 3"	* 4'- 7"	* 5'- 1"
50	* 4'- 4"	* 5'- 7"	* 5'- 5"	5'- 7"	* 4'- 4"	* 4'- 10"	50	* 4'- 4"	* 5'- 7"	* 5'- 5"	5'- 1"	* 4'- 4"	* 4'- 10"
55	* 4'- 2"	* 5'- 4"	* 5'- 2"	5'- 4"	* 4'- 2"	* 4'- 8"	55	* 4'- 2"	* 5'- 4"	* 5'- 2"	4'- 11"	* 4'- 2"	* 4'- 8"
60	* 3'- 11"	* 5'- 1"	* 4'- 11"	5'- 1"	* 3'- 11"	* 4'- 5"	60	* 3'- 11"	* 5'- 1"	* 4'- 11"	4'- 9"	* 3'- 11"	* 4'- 5"
65	* 3'- 10"	* 4'- 11"	* 4'- 9"	4'- 11"	* 3'- 10"	* 4'- 3"	65	* 3'- 10"	* 4'- 11"	* 4'- 9"	4'- 7"	* 3'- 10"	* 4'- 3"
70	* 3'- 8"	* 4'- 9"	* 4'- 7"	4'- 9"	* 3'- 8"	* 4'- 1"	70	* 3'- 8"	* 4'- 9"	* 4'- 7"	4'- 6"	* 3'- 8"	* 4'- 1"
L/180 DEFLECTION CRITERIA				0.050" THICKNESS			L/240 DEFLECTION CRITERIA				0.050" THICKNESS		
AREA: 0.79565 IN <sup>2</sup> /FT				Sb: 0.90446 IN <sup>3</sup> /FT			AREA: 0.79565 IN <sup>2</sup> /FT				Sb: 0.90446 IN <sup>3</sup> /FT		
Yb: 0.40772 IN.				St: 0.23888 IN <sup>3</sup> /FT			Yb: 0.40772 IN.				St: 0.23888 IN <sup>3</sup> /FT		
Yt: 1.54378 IN.				I: 0.36877 IN <sup>4</sup> /FT			Yt: 1.54378 IN.				I: 0.36877 IN <sup>4</sup> /FT		
LOAD (PSF)	DOWNWARD LOAD			UPWARD LOAD			LOAD (PSF)	DOWNWARD LOAD			UPWARD LOAD		
	SINGLE SPAN	DOUBLE SPAN	THREE SPAN	SINGLE SPAN	DOUBLE SPAN	THREE SPAN		SINGLE SPAN	DOUBLE SPAN	THREE SPAN	SINGLE SPAN	DOUBLE SPAN	THREE SPAN
10	10'- "	* 13'- 9"	12'- 8"	10'- 3"	* 11'- 11"	12'- 8"	10	9'- 4"	12'- 6"	11'- 6"	9'- 4"	* 11'- 11"	11'- 6"
15	8'- "	* 11'- 6"	11'- 1"	8'- 11"	* 9'- 9"	* 10'- 11"	15	8'- 2"	10'- 11"	10'- 1"	8'- 2"	* 9'- 9"	10'- 1"
20	8'- "	* 9'- 11"	10'- 1"	8'- 2"	* 8'- 5"	* 9'- 5"	20	7'- 5"	9'- 11"	9'- 2"	7'- 5"	* 8'- 5"	9'- 2"
25	* 7'- "	* 8'- 11"	9'- 4"	7'- 7"	* 7'- 6"	* 8'- 5"	25	* 6'- 10"	* 8'- 11"	8'- 6"	6'- 10"	* 7'- 6"	* 8'- 5"
30	* 6'- "	* 8'- 1"	* 8'- 7"	7'- 1"	* 6'- 11"	* 7'- 8"	30	6'- 5"	* 8'- 1"	8'- 0"	6'- 5"	* 6'- 11"	* 7'- 8"
35	* 6'- "	* 7'- 6"	* 8'- 0"	6'- 9"	* 6'- 4"	* 7'- 1"	35	6'- 1"	* 7'- 6"	7'- 7"	6'- 1"	* 6'- 4"	* 7'- 1"
40	* 5'- "	* 7'- 0"	* 7'- 5"	6'- 5"	* 5'- 11"	* 6'- 8"	40	* 5'- 10"	* 7'- 0"	7'- 3"	5'- 10"	* 5'- 11"	* 6'- 8"
45	* 5'- "	* 6'- 7"	* 7'- 0"	6'- 2"	* 5'- 7"	* 6'- 3"	45	* 5'- 7"	* 6'- 7"	7'- 0"	5'- 8"	* 5'- 7"	* 6'- 3"
50	* 5'- "	* 6'- 3"	* 6'- 8"	6'- 0"	* 5'- 4"	* 5'- 11"	50	* 5'- 4"	* 6'- 3"	* 6'- 8"	5'- 5"	* 5'- 4"	* 5'- 11"
55	* 5'- "	* 6'- 0"	* 6'- 4"	5'- 10"	* 5'- 1"	* 5'- 8"	55	* 5'- 1"	* 6'- 0"	* 6'- 4"	5'- 3"	* 5'- 1"	* 5'- 8"
60	* 4'- "	* 5'- 9"	* 6'- 1"	5'- 8"	* 4'- 10"	* 5'- 5"	60	* 4'- 10"	* 5'- 9"	* 6'- 1"	5'- 1"	* 4'- 10"	* 5'- 5"
65	* 4'- "	* 5'- 6"	* 5'- 10"	5'- 6"	* 4'- 8"	* 5'- 3"	65	* 4'- 8"	* 5'- 6"	* 5'- 10"	5'- 0"	* 4'- 8"	* 5'- 3"
70	* 4'- "	* 5'- 3"	* 5'- 7"	5'- 3"	* 4'- 6"	* 5'- 0"	70	* 4'- 6"	* 5'- 3"	* 5'- 7"	4'- 10"	* 4'- 6"	* 5'- 0"

- NOTES:
- \*Indicates maximum span controlled by deflection.
  - All loads are applied perpendicular to surface of panel.
  - All material is 3003-H16 aluminum alloy
  - All computations have been made in accordance with the Aluminum Association's Specifications for Aluminum Structures.
  - Since allowable loads and spans can be affected by actual conditions of use, information in these tables is intended for use only by those qualified to assess these effects.
  - Load tables are based upon section property analysis. Other factors such as fastener adequacy may apply to allowable span conditions per project.