

### Starter Shingles Available For Up To 10" Exposures.

Pro-Cut® Starter Shingles protect the roof edge and provide anchoring power for high wind resistance at the critical eave and rake areas. They protect the roof by filling in spaces under the cut-outs and edges for the first course of exposed shingles, preventing wind uplift.

#### PRODUCT SPECIFICATIONS

Product	Exposure	Shingle Dimensions	Per Package
<b>Universal 8.5x</b>	Up To 8 ½"	10 5/8" x 36"	78 Linear Feet

Universal 8.5X is in the Franklin, Ardmore, and Daingerfield service areas. Universal 10X is in the Hampton and Meridian service areas.



For maximum protection and warranty coverage, install an Atlas Signature Select® Roofing System with components designed and backed by an Atlas warranty.

#### FEATURES AND BENEFITS

- No need to cut tabs or invert shingles, saving time and labor costs
- Seal-down strip prevents wind uplift of shingles
- Use with any type of asphalt shingles
- Required with Wind Limited Warranty\*\*
- Increases ice dam protection; ready to install from the bundle
- Atlas Signature Select® Roofing System Eligible<sup>1</sup>

#### ASTM

D3018, Type 1  
D3161, Class F, Tested at 110 mph  
D3462, As Manufactured

#### CODES AND COMPLIANCES

Florida Building Code Approved – FL 16305  
Miami-Dade County Product Control Approved

#### SAFETY, STORAGE AND HANDLING

**WARNING:** Roofing application can be dangerous. Observe all precautions and safety guidelines in accordance with proper roofing trade practices. Minimize roof traffic. Perform regular roof maintenance in appropriate weather.

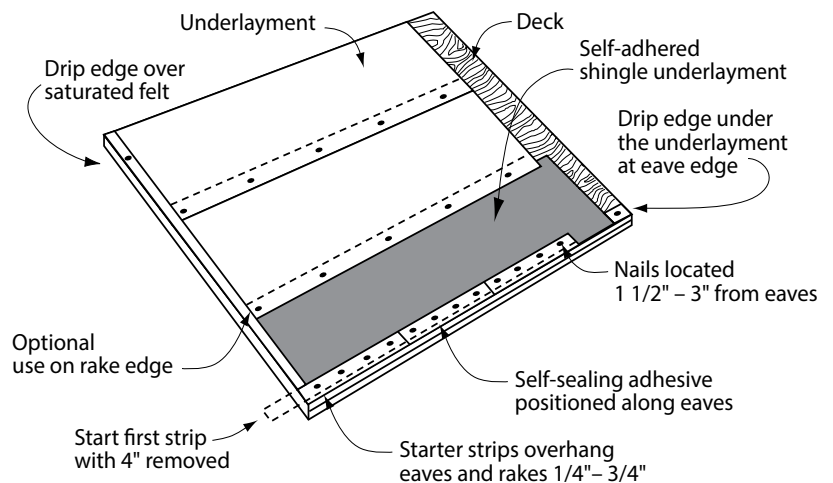
**IMPORTANT PRECAUTIONS:** Pallets of Pro-Cut® Starter Shingles should not be double stacked. Provide cover on top and sides, allowing for adequate ventilation and store at room temperature until use. Protect from weather during storage and on job site.

For additional safety, storage and handling instructions go to: [AtlasRoofing.com/roof-shingles/sds](https://AtlasRoofing.com/roof-shingles/sds)

#### INSTALLATION AND SPECIFICATIONS

For warranty installation instructions go to: [AtlasRoofing.com/roof-shingles/pro-cut-starter-shingles](https://AtlasRoofing.com/roof-shingles/pro-cut-starter-shingles)

#### APPLICATION OF PRO-CUT® STARTER SHINGLES



Atlas Roofing Corporation (ATLAS) warrants to you, the original owner of its shingle products, that this product is free from any manufacturing defects that materially affect the performance of your shingle during the Premium Protection Period or that cause leaks for the balance of the applicable warranty period.

\*\* Refer to the Atlas Roofing Limited Shingle Warranty for all coverage requirements.

<sup>1</sup> Refer to the Atlas Signature Select® Limited Warranty for all system coverage requirements.

### Peel & Stick Starter Roll. Roll Size 7.2" x 33' 4".

Pro-Cut<sup>®</sup> 6XR Peel & Stick Starter Roll provides an easy-to-apply starter shingle solution. It protects the roof edge and provides anchoring power for high wind resistance at the critical eave and rake areas. The Pro-Cut<sup>®</sup> 6XR Starter Roll fills in the spaces under the cut-outs and edges for the first course of exposed shingles, preventing wind uplift.

#### PRODUCT SPECIFICATIONS

Product	Exposure	Roll Dimensions	Per Package
<b>6XR</b>	Up To 6"	7.2" x 33' 4" Roll	33' 4" Roll



For maximum protection and warranty coverage, install an Atlas Signature Select<sup>®</sup> Roofing System with components designed and backed by an Atlas warranty.

#### FEATURES

- Starter rolls save time and labor costs
- Seal-down strip prevents wind uplift of shingles
- Use with any type of asphalt shingles
- Required with Wind Limited Warranty\*\*
- Easy peel-and-stick application, requiring no special training or tools
- Increases ice dam protection; ready to install from the bundle
- Atlas Signature Select<sup>®</sup> Roofing System Eligible<sup>1</sup>

#### ASTM

D3018, Type 1  
D3161, Class F, Tested at 110 mph  
D3462, As Manufactured

#### CODES AND COMPLIANCES

Florida Building Code Approved – FL 16305  
Miami-Dade County Product Control Approved

#### SAFETY, STORAGE AND HANDLING

**WARNING:** Roofing application can be dangerous. Observe all precautions and safety guidelines in accordance with proper roofing trade practices. Minimize roof traffic. Perform regular roof maintenance in appropriate weather.

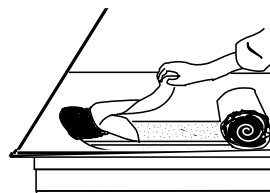
**IMPORTANT PRECAUTIONS:** Pallets of Pro-Cut<sup>®</sup> 6XR Starter Roll should not be double stacked. Provide cover on top and sides, allowing for adequate ventilation and store at room temperature until use. Protect from weather during storage and on job site.

For additional safety, storage and handling instructions go to: [AtlasRoofing.com/roof-shingles/sds](https://AtlasRoofing.com/roof-shingles/sds)

#### INSTALLATION AND SPECIFICATIONS

For warranty installation instructions go to: [AtlasRoofing.com/roof-shingles/pro-cut-6xr](https://AtlasRoofing.com/roof-shingles/pro-cut-6xr)

#### APPLICATION OF PRO-CUT<sup>®</sup> 6XR STARTER ROLL

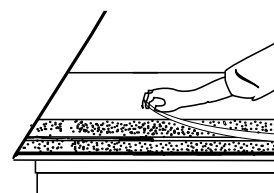


##### 1. Peel and Stick


Align Pro-Cut<sup>®</sup> 6XR Starter Roll with the eave or rake of the roof, granular side up, with the seal strip closest to the outer edge of the roof.

Remove the release backer and press or roll Pro-Cut<sup>®</sup> 6XR Starter Roll to assure full adhesion to the deck.

If nailing is necessary, install nails within 1" of the top edge of Pro-Cut<sup>®</sup> 6XR Starter Roll.



##### 2. Expose Seal-Down Strip



##### 3. Apply Shingle

Once Pro-Cut<sup>®</sup> 6XR Starter Roll is installed, apply shingles according to the shingle manufacturer's instructions.

Surface preparation: All protrusions such as nails, dust and dirt must be removed. Surface must be clean, smooth and dry.

US Patent # 4,992,315

Atlas Roofing Corporation (ATLAS) warrants to you, the original owner of its shingle products, that this product is free from any manufacturing defects that materially affect the performance of your shingle during the Premium Protection Period or that cause leaks for the balance of the applicable warranty period.

\*\* Refer to the Atlas Roofing Limited Shingle Warranty for all coverage requirements.

<sup>1</sup> Refer to the Atlas Signature Select<sup>®</sup> Limited Warranty for all system coverage requirements.