


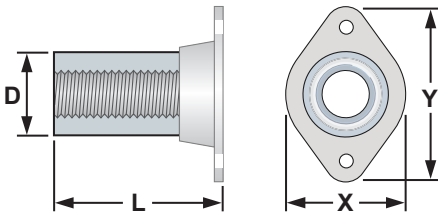
## BPI® 100ksi BARSPLICER SYSTEM

### THREADED A1035 STEEL COUPLER WITH OPTIONAL FLANGE



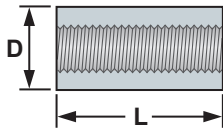
- **CORROSION-RESISTANT** – Low Carbon chromium steel bars and couplers made from ASTM A1035
  - **INERT PLASTIC FLANGES AND PLUGS**
  - **STANDARD NATIONAL COARSE THREADS**
  - **DEVELOPED STRENGTH** – Has capacity to exceed:
    - 1.25 x  $f_y$ , Grade 60
    - 1.25 x  $f_y$ , Grade 75
    - 1.25 x  $f_y$ , Grade 80
    - 1.25 x  $f_y$ , Grade 100
    - 1.00 x  $f_y$ , Grade 120
- $f_y$  = specified yield strength

### 100ksi BARSPLICER FLANGED COUPLER



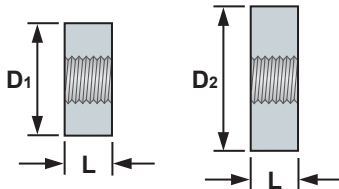
REBAR SIZE US (mm)	THREAD SIZE	PRODUCT CODE	WEIGHT (lb)	DIMENSIONS (in)			
				LENGTH 'L'	DIAMETER 'D'	FLANGE 'X'	FLANGE 'Y'
#4 (13)	1/2 – 13 UNC	04CX	0.48	1 3/4	1 1/4	1 3/4	2 3/8
#5 (16)	5/8 – 11 UNC	05CX	0.50	2	1 1/4	1 3/4	2 3/8
#6 (19)	3/4 – 10 UNC	06CX	0.46	2 1/8	1 1/4	1 3/4	2 3/8
#7 (22)	7/8 – 9 UNC	07CX	0.85	2 1/2	1 1/2	2	2 3/4
#8 (25)	1 – 8 UNC	08CX	0.89	3	1 1/2	2	2 3/4
#9 (29)	1 1/8 – 7 UNC	09CX	2.29	3 1/2	2	2 5/8	3 3/4
#10 (32)	1 1/4 – 7 UNC	10CX	2.37	4	2	2 5/8	3 3/4
#11 (36)	1 3/8 – 6 UNC	11CX	2.40	4 1/2	2	2 5/8	3 3/4

### 100ksi BARSPLICER POSITION COUPLER



SIZE	THREAD	CODE	WEIGHT	'L'	'D'	FLANGE (NONE)
#4 (13)	1/2 – 13 UNC	04PCX	0.53	1 3/4	1 1/4	-
#5 (16)	5/8 – 11 UNC	05PCX	0.55	2	1 1/4	-
#6 (19)	3/4 – 10 UNC	06PCX	0.52	2 1/8	1 1/4	-
#7 (22)	7/8 – 9 UNC	07PCX	0.89	2 1/2	1 1/2	-
#8 (25)	1 – 8 UNC	08PCX	0.94	3	1 1/2	-
#9 (29)	1 1/8 – 7 UNC	09PCX	2.29	3 1/2	2	-
#10 (32)	1 1/4 – 7 UNC	10PCX	2.37	4	2	-
#11 (36)	1 3/8 – 6 UNC	11PCX	2.40	4 1/2	2	-

### 100ksi BARSPLICER DoughNUT™ (ASTM A970 Class A & Class HA)

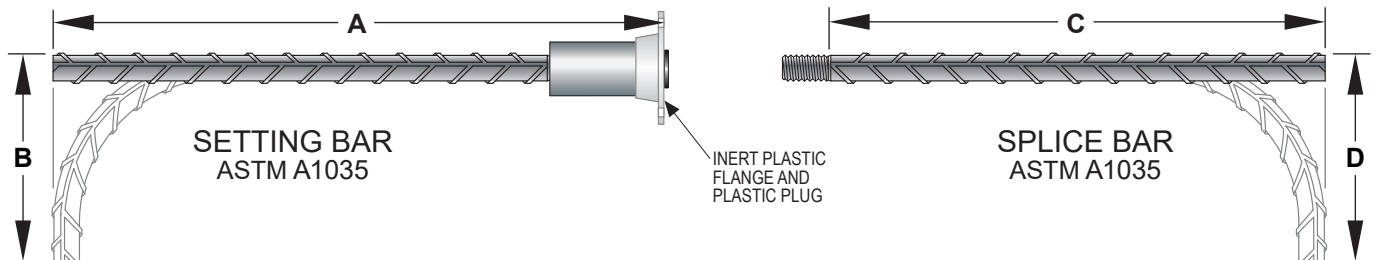


REBAR SIZE	THREAD SIZE	PRODUCT CODE*	WEIGHT (lb)	[5Ab]		[10Ab]		
				'L'	'D1'	WEIGHT (lb)	'L'	'D2'
#4 (13)	1/2 – 13 UNC	04XTERM	0.22	3/4	1 1/4	0.47	3/4	1 3/4
#5 (16)	5/8 – 11 UNC	05XTERM	0.37	15/16	1 1/2	0.73	15/16	2
#6 (19)	3/4 – 10 UNC	06XTERM	0.59	1 1/16	1 3/4	1.34	1 1/16	2 1/2
#7 (22)	7/8 – 9 UNC	07XTERM	0.91	1 1/4	2			
#8 (25)	1 – 8 UNC	08XTERM	1.57	1 3/8	2 3/8			

\* CONTACT BARSPLICE FOR PRODUCT CODE INFORMATION FOR 10 Ab DoughNUT (XDNX).  
 † 100ksi DoughNUT meets all dimensional requirements of ASTM A970 Class A & HA, and has the capacity to exceed the strength requirements of ASTM A970 Class A & HA. ALL DIMENSIONS ARE APPROXIMATE

## HOW TO ORDER BPI® 100ksi BARSPLICER SETTING AND SPLICE BARS

The most commonly used SETTING and SPLICE bars are STRAIGHT or have a 90 DEGREE HOOK as follows...



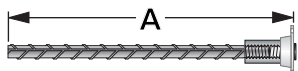
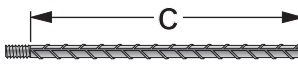
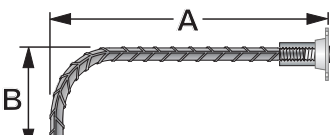
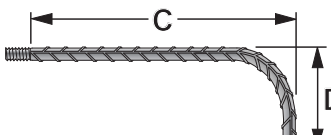
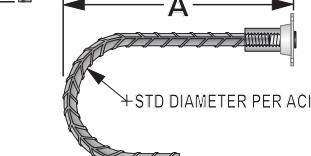
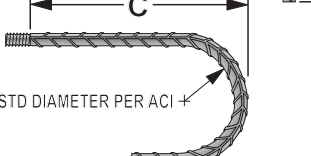

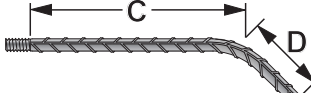
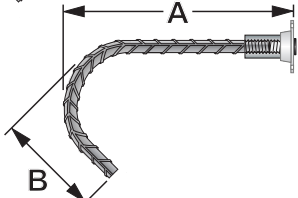
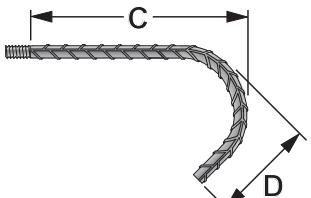

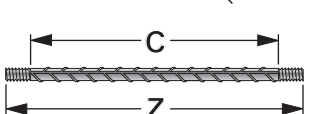
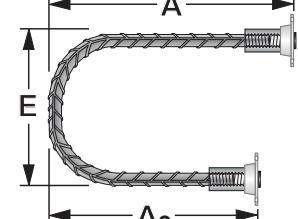

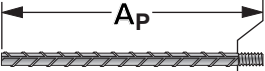

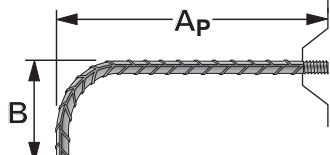
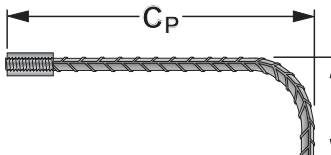


Using the following table is an easy way to organize your BPI® 100ksi Barsplicer requirements. Many other configurations can be ordered as shown in the configuration chart on the back of this data sheet. Be sure to include the specific Setting and/or Splice bar OPTION PART NUMBER for easy reference.

BPI 100ksi BARSPLICER		SETTING BAR(S)					SPLICE BAR(S)			
QUANTITY	BAR SIZE	PLASTIC FLANGE (CIRCLE)	BPI PART NUMBER (SEE CHART)	SPECIFY LENGTHS (FEET - INCHES)			BPI PART NUMBER (SEE CHART)	SPECIFY LENGTHS (FEET - INCHES)		
				'A'	'B'	OTHER		'C'	'D'	OTHER
		Y / N	BS-	-	-	-	BS-	-	-	-
		Y / N	BS-	-	-	-	BS-	-	-	-

Unless otherwise specified, bars shall be ASTM A1035 / A1035M; bend diameters and standard hook dimensions shall be per ACI Detailing Manual SP-66; length tolerances shall be per the CRSI Manual of Standard Practice. Customer is responsible for notifying BPI of any special space restrictions, tolerance, bar grade and/or strength requirements before placing order. All fabricated and/or in-process setting bars, splice bars and parts are non-cancellable and non-returnable.

# BPI® 100KSI BARSPLICER CONFIGURATION CHART

The following chart shows the standard options and the dimensions to specify when ordering Barsplice setting and splice bars. Other configurations can be manufactured to order... just fax or e-mail a sketch to Barsplice Products, Inc. with your requirements.

100KSI SETTING BAR OPTIONS AND PART NUMBERS		100KSI SPLICE BAR OPTIONS AND PART NUMBERS			
BS-B	<b>STRAIGHT</b> SPECIFY 'A'		BS-H	<b>STRAIGHT</b> SPECIFY 'C'	
BS-F	<b>90° BEND</b> SPECIFY 'A' & 'B'		BS-G	<b>90° BEND</b> SPECIFY 'C' & 'D'	
BS-E	<b>180° HOOK</b> SPECIFY 'A'		BS-I	<b>180° HOOK</b> SPECIFY 'C'	
BS-C	<b>45° BEND</b> SPECIFY 'A' & 'B'		BS-P	<b>45° BEND</b> SPECIFY 'C' & 'D'	
BS-Q	<b>135° BEND</b> SPECIFY 'A' & 'B'		BS-R	<b>135° BEND</b> SPECIFY 'C' & 'D'	
BS-A	<b>DOUBLE END</b> SPECIFY 'A'		BS-O	<b>DOUBLE END</b> SPECIFY 'C' & 'Z'	
BS-D	<b>U-SHAPE DOUBLE END</b> SPECIFY 'A', 'A2' & 'E'		BS-N	<b>CONTINUITY DOUBLE END</b> SPECIFY 'C'	
BS-J	<b>POSITIONAL STRAIGHT</b> SPECIFY 'Ap'		BS-L	<b>POSITIONAL STRAIGHT</b> SPECIFY 'Cp'	
BS-K	<b>POSITIONAL 90° BEND</b> SPECIFY 'Ap' & 'B'		BS-M	<b>POSITIONAL 90° BEND</b> SPECIFY 'Cp' & 'D'	
BS-S	<b>HEADED STRAIGHT</b> SPECIFY 'A'		BS-T	<b>HEADED STRAIGHT</b> SPECIFY 'C'	

Plastic Flanges are not structural in nature. Rebars may require supplemental support to maintain correct placement.

While the information contained in this document is believed to be accurate at the time of publication, BPI reserves the right to make changes, design modifications, corrections and other revisions as it sees fit, without notice. All products described herein are supplied in accordance with BPI's standard Terms and Conditions of Sale. This document is of a promotional nature only. Aspects of structural design, evaluation of product fitness for use, suitability or similar attributes are the responsibility of others.



**DOWNLOAD THE FREE BARSPlice APP  
AND FOLLOW US ON SOCIAL MEDIA!**



Barsplice Products, Inc., 4900 Webster Street, Dayton OH 45414, USA  
Tel: 937-275-8700 • [www.barsplice.com](http://www.barsplice.com) • e-mail: [bar@barsplice.com](mailto:bar@barsplice.com)

Copyright © 2026, Barsplice Products, Inc., "BPI". All rights reserved.

