




# ButtonHead™

**COLD-SWAGED STEEL  
HEADED REINFORCEMENT  
FOR REINFORCING BARS**



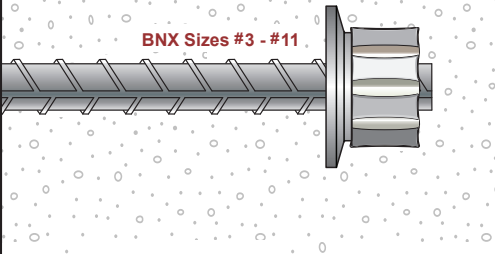
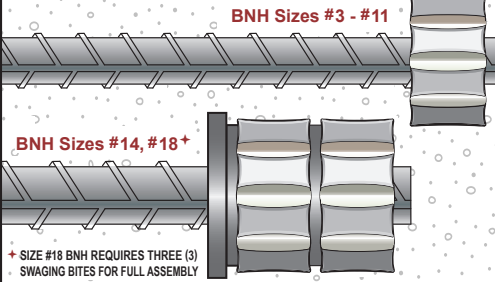
## COLD-SWAGED HEADED REINFORCEMENT

- **BNH 5Ab HEAD** – For transmitting bond force from the reinforcing bar to concrete by a combination of head bearing & development length. A standard sized head size for most applications.
- **IAPMO-UES EVALUATION REPORT ER-0331** – Compliance with IBC, IRC, ACI 318 and ASTM A970.
- **SHOP INSTALLATION** – Attaches directly to the reinforcing bar. Shop swaged quickly and efficiently.
- **HIGH STRENGTH** – Connections to bar exceed the specified yield strength ( $f_y$ ) of the bar for ASTM A615 Grades 60, 75 and 80 and A706 Grades 60 and 80, as required by ACI 318. Confirming in-air tests meet ASTM A970 Class A and Class HA for uncoated Grades 60, 75, 80, 100 and 120 reinforcing bars.
- **COATED BARS** – Can be swaged directly over Grade 60 ASTM A775 epoxy coated bars and ASTM A767 or A1094 galvanized bars. Coating removal or shielding is not necessary to swage on these coated bars.\*
- **ADVANTAGES** – Replaces hooks or hook extensions – No bending or possible cracking of rebar. For knee joints, beam-column joints, pile caps, column roof slab connections; replaces stirrup bars used as confinement steel. Avoids complex stress patterns. Alleviates congestion. No special chemistry or rebar grade requirements.
- **CONVENIENCE** – No special bar end preparation or thread cutting. For bar sizes #3 – #18 (Ø 10 – 57 mm).

# BPI® BUTTONHEAD™ – BNX, 10Ab

## COLD-SWAGED HEADED REINFORCEMENT

- **BNX 10Ab HEAD** – Larger area transmits full force in bar by head bearing alone. Generally used in sections that may be required to withstand higher forces.
- **IAPMO-UES EVALUATION REPORT ER-0331** – Compliance with IBC, IRC, ACI 318 and ASTM A970.
- **SHOP INSTALLATION** – Attaches directly to the reinforcing bar. Shop swaged quickly and efficiently.
- **HIGH STRENGTH** – Connections to bar exceed the specified yield strength ( $f_y$ ) of the bar for ASTM A615 Grades 60, 75 and 80 and A706 Grades 60 and 80, as required by ACI 318. Confirming in-air tests meet ASTM A970 Class A and Class HA for uncoated Grades 60, 75, 80, 100 and 120 reinforcing bars.
- **COATED BARS** – Can be swaged directly over Grade 60 ASTM A775 epoxy coated bars and ASTM A767 or A1094 galvanized bars. Coating removal or shielding is not necessary to swage on these coated bars.\*
- **ADVANTAGES** – Capable of developing the reinforcing bar at the head without the need for additional rebar development length. Alleviates congestion. Quick Assembly. Easy jobsite placement.
- **CONVENIENCE** – No special bar end preparation or thread cutting. For bar sizes #3 – #11 (Ø 10 – 36 mm).



### INCH-POUND UNITS

ButtonHead BNH, 5Ab (Before Swaging)	Rebar Size US [Metric]	BUTTONHEAD Swaging Die Color Code	BNH Product Code	BNX Product Code	Swage Length B (in)	Head Diameter & Weight* BNH Series [5Ab]		Head Diameter & Weight** BNX Series [10Ab]		
						D1 (in)	Wt (lb)	D2 (in)	Wt (lb)	
<p>Sizes #3 - #11</p> <p>Sizes #14 &amp; #18+</p>	#3 [10]	RED	03BNH	03BNX	3/4	1 1/16	0.16	1 3/8	0.25	
	#4 [13]	YELLOW	04BNH	04BNX	7/8	1 3/8	0.31	1 3/4	0.50	
	#5 [16]	BLACK	05BNH	05BNX	1 1/16	1 3/4	0.61	2 3/16	0.96	
	#6 [19]	RED	06BNH	06BNX	1 5/16	1 7/8	0.77	2 3/8	1.23	
	#7 [22]	BLUE	07BNH	07BNX	1 1/2	2 3/8	1.53	2 7/8	2.37	
	#8 [25]	BLACK	08BNH	08BNX	1 3/4	2 3/4	2.38	3 1/4	3.60	
	#9 [29]	PINK	09BNH	09BNX	1 15/16	2 7/8	2.86	3 3/4	4.58	
	#10 [32]	GRAY	10BNH	10BNX	2 3/16	3 3/8	4.50	4	6.80	
	#11 [36]	RED	11BNH	11BNX	2 7/16	3 13/16	6.80	4 1/2	10.1	
	#14 [43]	RED	14BNH			2 7/8	3 7/8	9.55		
	#18 [57]	YELLOW	18BNH			4 3/8	5	18.6		

\* If epoxy or galvanized touch-up is required, apply after swaging onto bar end.

\* Head Cross Sectional Area is approximately 5 x Rebar Area

\*\* Head Cross Sectional Area is approximately 10 x Rebar Area

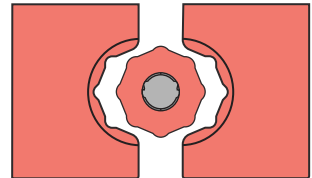
## HOW TO SPECIFY BPI® BUTTONHEAD™ HEADED REINFORCEMENT

	By Name:	By Generic Description:
<b>BAR-TO-HEAD</b>	BPI® BUTTONHEAD™ *** by BarSplice Products, Inc., Dayton OH	Headed Reinforcement for reinforcing bars shall be the cold-swaged head type, installed by octagonal dies to produce a 5Ab or 10Ab Head. (Specify size as required)

\*\*\* Include bar size(s), bar type and grade. Include statement: "Parts shall be manufactured to the quality requirements of ISO 9001."

BPI® ButtonHead™ cold-swaged headed devices are made from high quality steel that meets the chemistry and grade requirements of ASTM A519 or A576. Installed performance satisfies the **CLASS A** and **CLASS HA** requirements of ASTM A970-17 and ACI 318-19 Chapter 20.2.1.6. Develops the specified tensile strength of uncoated Grade 60, 75, 80, 100 and 120 reinforcing bar.

Powerful hydraulically actuated presses with color-coded octagonal die sets are utilized in fabricating shops for the most efficient swaging operation. Swaging pressure is factory preset and equipment is automated to release after each swaging 'bite' or pressing. When components have been compressed onto the reinforcing bar by cold-swaging they become mechanically interlocked with the rebar deformations.



**Cold swaging technology for mechanical splicing of reinforcing bars is one of the most established, developed, and refined splicing methods worldwide. Key to cold swaging success is its simplicity, low cost and adaptability. There is no loss of reinforcing bar cross-sectional area at the splice location so the system is a natural choice when considering the objectives of seismic design and safety related applications. BPI swaging equipment is easy to use and may be leased or purchased. Splicing manuals provided with equipment explain step-by-step installation and safety information.**

While the information contained in this document is believed to be accurate at the time of publication, BPI reserves the right to make changes, design modifications, corrections and other revisions as it sees fit, without notice. All products described herein are supplied in accordance with BPI's standard Terms and Conditions of Sale. This document is of a promotional nature only. Aspects of structural design, evaluation of product fitness for use, suitability or similar attributes are the responsibility of others.