



# Bil-Guard® 2.0 Safety Railing System



Stainless steel spring hinges  
and self-closing gate



Automatic gate latch with  
interior and exterior release  
(patent pending)



Pivoting post  
mounting bracket

## Stronger. Simpler. Better.

### Product Features

- Meets or exceeds OSHA 29 CFR 1910.23
- Non-penetrating attachments; quick and simple installation with standard tools
- Corrosion-resistant aluminum rails and mounting brackets, along with stainless steel hardware, are ideal for any climate
- "Safety yellow" powder coat paint finish
- Self-closing and locking gate
- Fits all brands of roof hatches with capflashing
- Available in a variety of sizes



**Experience. Innovation.**

800.366.6530 | [WWW.BILCO.COM](http://WWW.BILCO.COM)


Log on to [www.BILCO.com](http://www.BILCO.com) to find a sales representative near you.

# Bil-Guard® 2.0 Safety Railing System

## Installation

Simplified design can be installed in less than an hour!

1. Attach four mounting brackets to curb using hardware provided. BILCO roof hatch curbs are pre-punched to receive the mounting brackets.
2. Attach post mounting brackets to each of the four corners using hardware provided.
3. Position side rails and temporarily clamp them into position.
4. Drill two post mounting holes in each corner and secure with fasteners provided.
5. Mark and drill holes in side rails to receive hinges and gate latch and secure with fasteners provided.



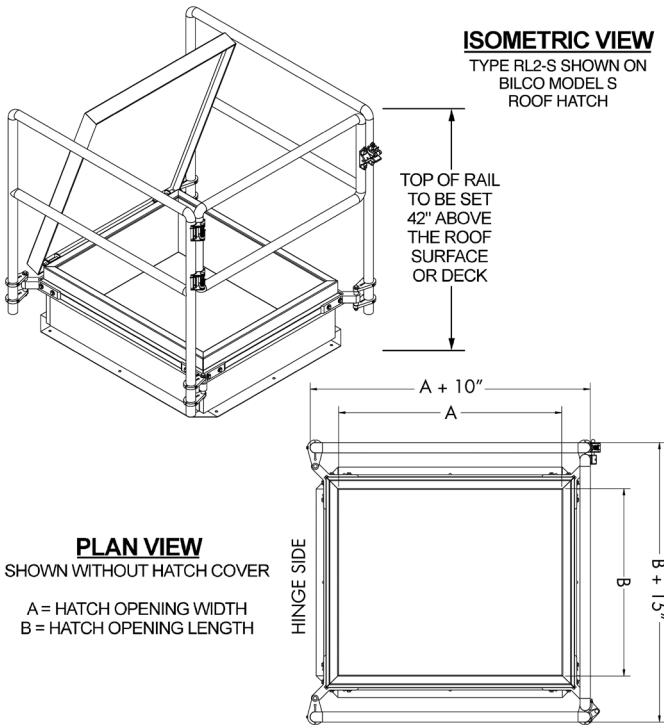
## Specifications

Posts and rails are 1¼" schedule 40 pipe in 6061 T6 aluminum alloy. Curb mounting brackets and teardrop brackets are 6063 T5 aluminum extrusion. Lock assembly is cast aluminum and gate spring hinges and all fasteners are type 316 stainless steel. Hatch rail system satisfies the requirements of OSHA 29 CFR 1910.23 and meets OSHA strength requirements. Finish shall be safety yellow powder coat paint finish. Manufacturer shall provide a 5-year warranty against defects in material and workmanship.

## Standard Sizes

ROOF HATCH SIZE (W x L)		ROOF HATCH MODEL	BIL-GUARD 2.0 MODEL
inches	mm		
36 x 30	914 x 762	S	RL2-S
36 x 36	914 x 914	E	RL2-E
48 x 48	1219 x 1219	F	RL2-F
30 x 54	762 x 1372	NB	RL2-NB
30 x 96	762 x 2438	L	RL2-L

Special sizes available. Contact BILCO for more information.



The Bil-Guard 2.0 can also be easily installed on non-BILCO brand roof hatches. Simply provide both the hatch opening (shown above) and the outside curb dimensions for proper sizing.