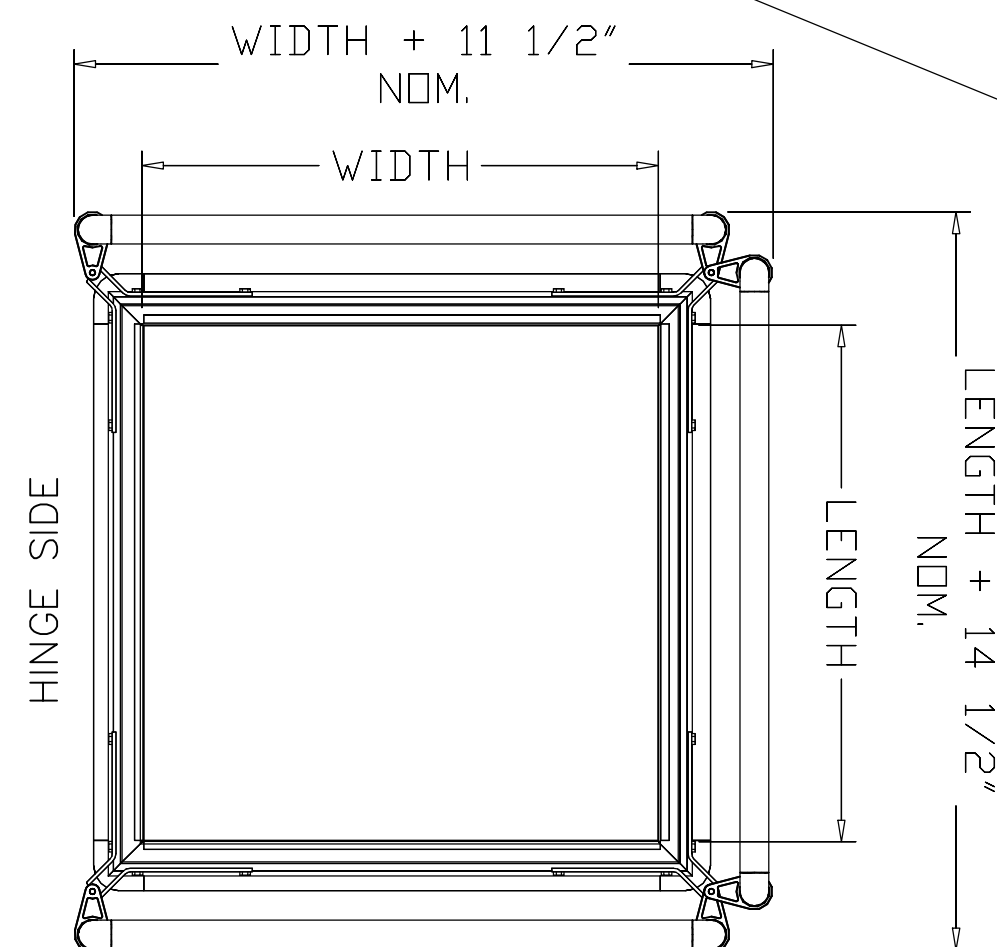
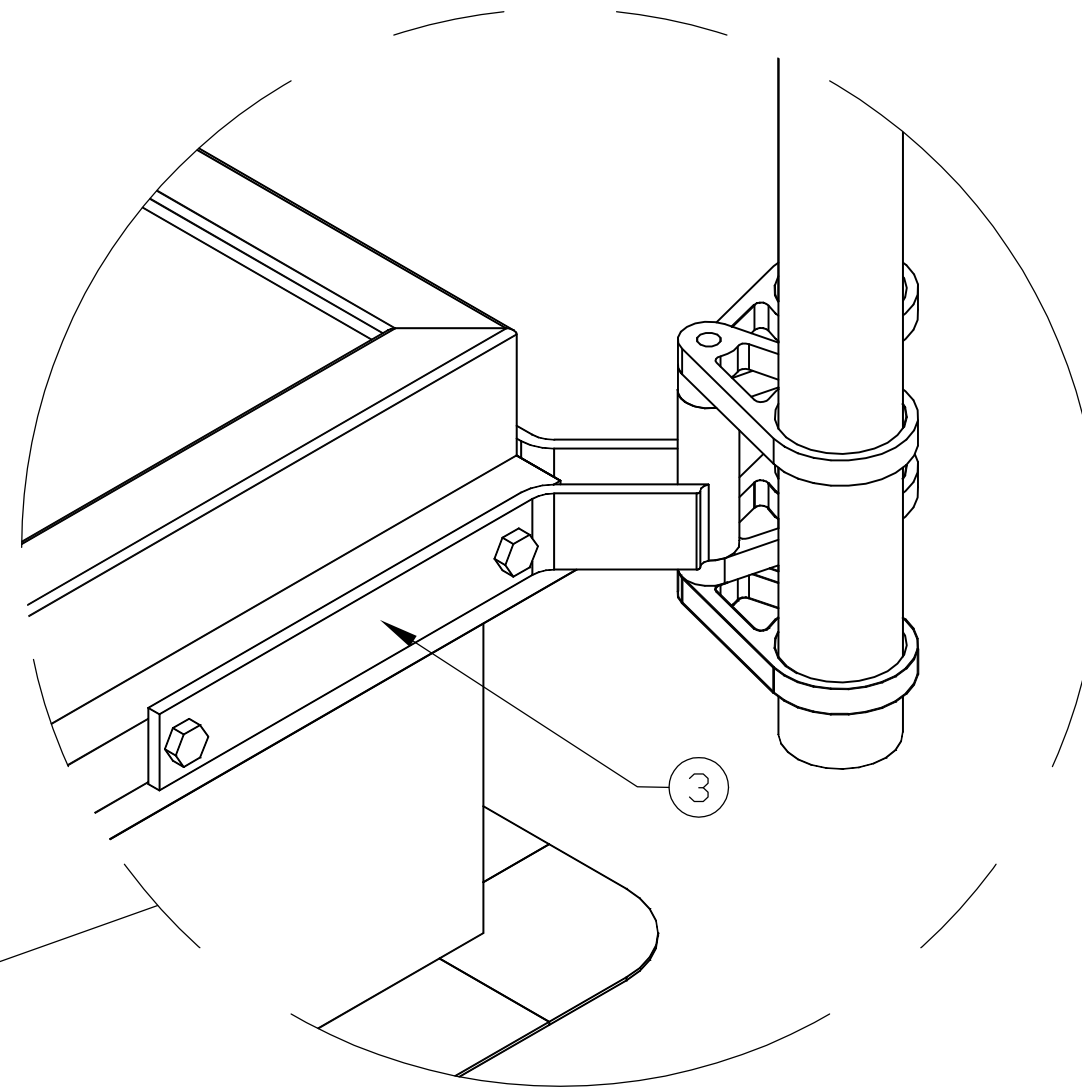


ISOMETRIC
VIEW

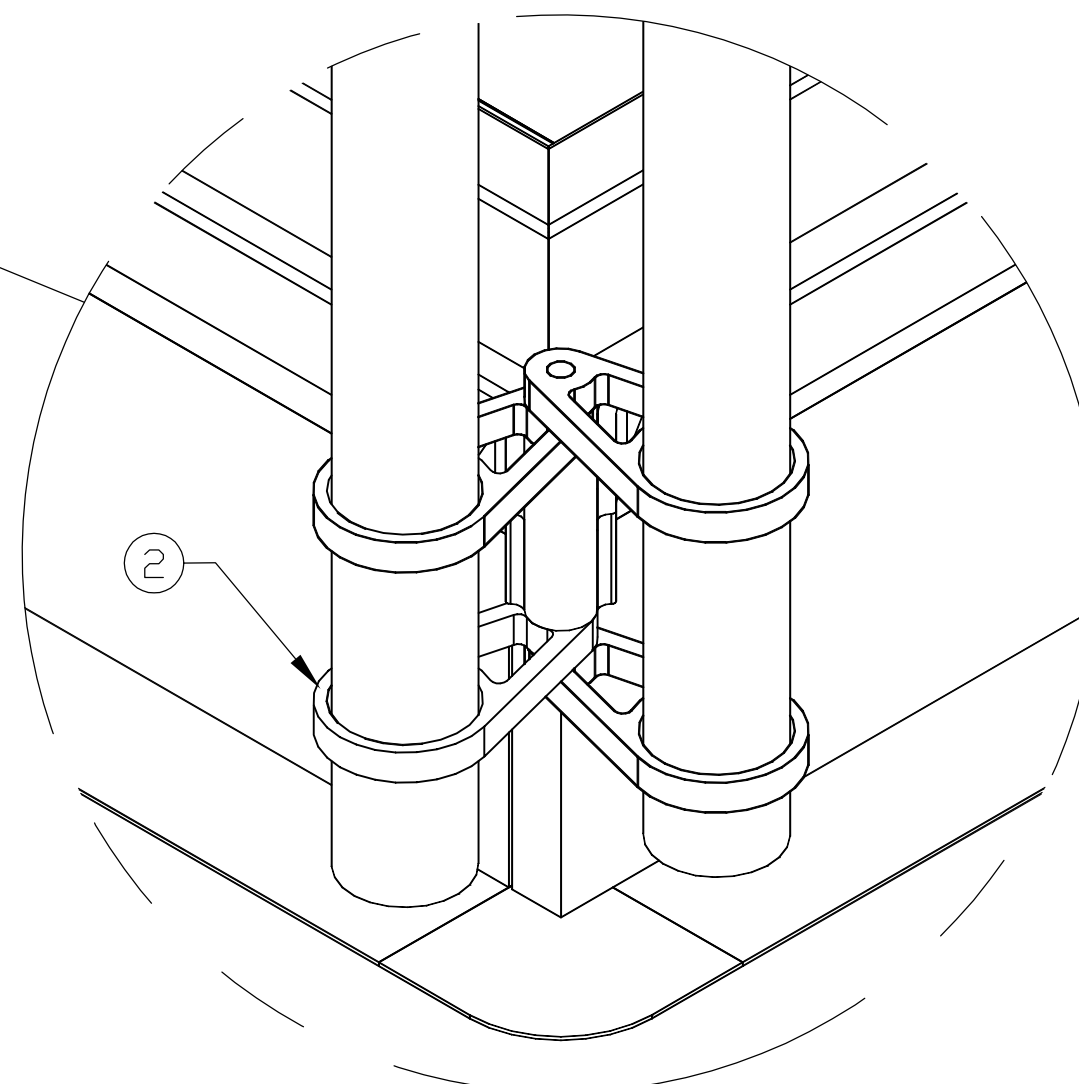
SEE
NOTE 1



PLAN VIEW
SHOWN WITHOUT COVER



| SIZE | NUMBER OF PANELS WIDTH & LENGTH |
|--------------------|------------------------------------|
| UNDER 4'-6" | 1 |
| 4'-7" THRU 9'-10" | 2 |
| 9'-11" THRU 15'-0" | 3 |
| OVER 15'-0" | CONSULT FACTORY |



SPECIFICATIONS

1. Fiberglass reinforced polymer (FRP), yellow, uv resistant & fire retardant (Ø1.91)
2. Aluminum post supports
3. Steel corner brackets (hot dip galvanized)

NOTES:

1. TOP OF RAIL TO BE SET 42" ABOVE THE ROOF SURFACE OR DECK
2. NO GATES AVAILABLE ON SMOKE VENTS
3. ALL FASTENERS STAINLESS STEEL
4. ALL PARTS AND FASTENERS ARE INCLUDED IN PACKAGE. CAPFLASHING MUST BE STRUCTURALLY SOUND TO SUPPORT ASSEMBLY.
5. NUMBER OF PANELS VARIES WITH SIZE, CONSULT FACTORY.

Customer:

P.O. N°

Job:

Contractor:

Architect:


Engineer:

Sales Rep:

Manufacturers of Doors for Special Services
Bilco® THE BILCO COMPANY
New Haven, Connecticut 06505

BIL-GUARD® HATCH RAIL SYSTEM

QTY



TYPE

RL

SIZES

W L

__ x __

SINGLE LEAF SMOKE VENT

THIS DRAWING IS THE PROPERTY OF THE BILCO COMPANY AND INCORPORATES INFORMATION WHICH IS PROPRIETARY. PUBLICATION AND/OR PUBLIC DISTRIBUTION IN WHOLE OR IN PART IS EXPRESSLY PROHIBITED WITHOUT THE PRIOR WRITTEN CONSENT OF THE BILCO COMPANY. THE INFORMATION CONTAINED HEREIN REMAINS THE PROPERTY OF THE BILCO COMPANY. ALL RIGHTS RESERVED.