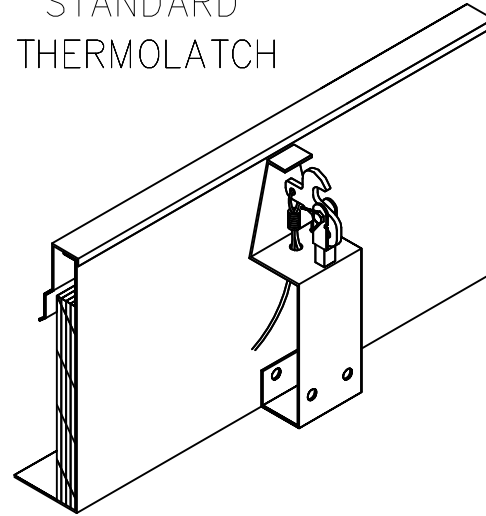


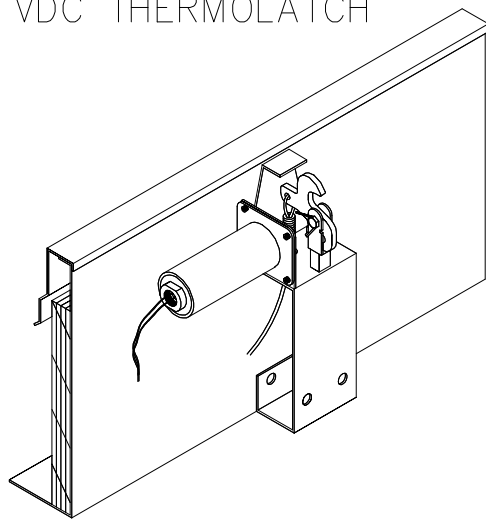
PULL GRIP
(POSITION VARIES WITH
THERMOLATCH OPTION)

STANDARD
THERMOLATCH



1. THERMOLATCH MECHANISM – COVERS WILL OPERATE ONLY WHEN ACTIVATED
 - A. MANUALLY
 - B. BY HEAT AT 165°FUSIBLE LINK

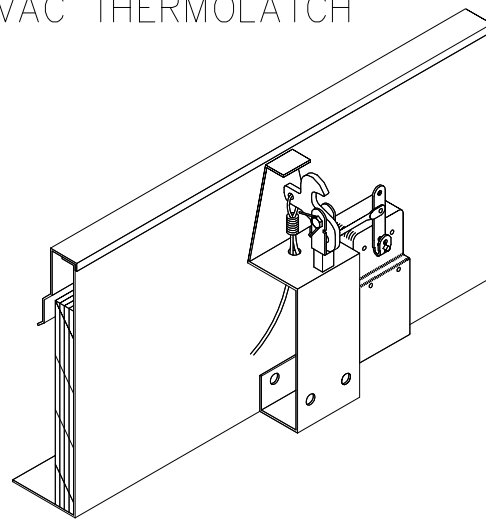
24 VDC THERMOLATCH



1. THERMOLATCH MECHANISM – COVERS WILL OPERATE ONLY WHEN ACTIVATED
 - A. MANUALLY
 - B. BY HEAT AT 165°FUSIBLE LINK
 - C. ELECTRICALLY BY SIGNAL

2. EACH UNIT IS EQUIPPED WITH ELECTRICALLY OPERATED THERMOLATCH 24 VOLT DC. 1.8 AMPS.
3. ELECTRIC THERMOLATCH WHEN ENERGIZED RELEASES VENT COVERS TO OPEN.

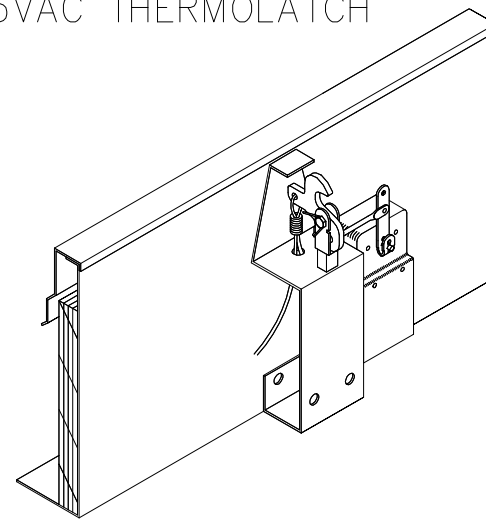
24VAC THERMOLATCH



1. THERMOLATCH MECHANISM – COVERS WILL OPERATE ONLY WHEN ACTIVATED
 - A. MANUALLY
 - B. BY HEAT AT 165°FUSIBLE LINK
 - C. ELECTRICALLY BY SIGNAL

2. EACH UNIT IS EQUIPPED WITH ELECTRICALLY OPERATED THERMOLATCH 24 VAC, 60 CY., 1.2 AMPS.
3. ELECTRIC THERMOLATCH WHEN ENERGIZED RELEASES VENT COVERS TO OPEN.

115VAC THERMOLATCH



1. THERMOLATCH MECHANISM – COVERS WILL OPERATE ONLY WHEN ACTIVATED
 - A. MANUALLY
 - B. BY HEAT AT 165°FUSIBLE LINK
 - C. ELECTRICALLY BY SIGNAL

2. EACH UNIT IS EQUIPPED WITH ELECTRICALLY OPERATED THERMOLATCH 115 VAC, 60 CY., 0.25 AMPS.
3. ELECTRIC THERMOLATCH WHEN ENERGIZED RELEASES VENT COVERS TO OPEN.

THIS DRAWING IS THE PROPERTY OF THE BILCO COMPANY AND INCORPORATES INFORMATION WHICH IS PROPRIETARY. PUBLICATION AND/OR PUBLIC DISTRIBUTION IN WHOLE OR IN PART IS EXPRESSLY PROHIBITED WITHOUT THE PRIOR WRITTEN CONSENT OF THE BILCO COMPANY. THE INFORMATION CONTAINED HEREIN REMAINS THE PROPERTY OF THE BILCO COMPANY. ALL RIGHTS RESERVED.

Customer:

P.O. N°

Job:

Sales Rep:

Manufacturers of Doors for Special Services
Bilco® THE BILCO COMPANY
 New Haven, Connecticut 06505

**THERMOLATCH OPTIONS
FOR SINGLE LEAF FIRE VENT**

QTY	TYPE
<input type="text"/>	24 VDC THERMOLATCH
<input type="text"/>	24 VAC THERMOLATCH
<input type="text"/>	115 VAC THERMOLATCH