



an Amesbury Truth™ company



*Designed to  
Perform.  
Built to Last.*

**Experience.  
Innovation.**

## **Roofing Products**

- Roof Access Hatches
- Automatic Smoke Vents
- Safety Products

800.366.6530  
WWW.BILCO.COM



# Introduction



Headquarters – New Haven, Connecticut



Manufacturing – Trumann, Arkansas



## BILCO's History

The BILCO Company has served the building industry since 1926. During these years it has built a reputation among architects, engineers, specifiers, and the construction trades for dependability and for products that are unequalled in design and workmanship.



BILCO, a wholly owned subsidiary of AmesburyTruth which is a division of Tyman PLC, has been a pioneer in the development of the unique line of specialty access products found within this catalog.

## BILCO Today

The BILCO Company continues to be the industry leader in the design and manufacture of specialty access products. In order to better serve its customers, BILCO has added manufacturing facilities and strategic distribution throughout the world, along with establishing an extensive international network of factory-trained representatives. These representatives, combined with BILCO's highly skilled and dedicated personnel, ensure a level of customer service that is unequalled in the industry. As the leader in design innovation, many of BILCO's products incorporate features for which numerous U.S. and international patents have been issued. Years of engineering experience, coupled with manufacturing facilities utilizing the most modern equipment available, allows BILCO to design and fabricate access products for virtually every application.

## Our Commitment

BILCO products are designed and fabricated to consistently high quality standards to ensure complete customer satisfaction. As part of its commitment, BILCO has implemented a quality system, which has achieved ISO 9001 certification. The BILCO Company is committed to producing access products that are unequalled in quality, design and workmanship.



## Our Guarantee

BILCO warrants its products against defects in material and workmanship for a period of five years from the date of purchase, unless otherwise indicated in this catalog. Should a part fail to function in normal use within this period, BILCO shall furnish a new part at no charge. Electric motors, special finishes and other special equipment (if applicable) shall be warranted separately by the manufacturers of those products.

## The BILCO Company

P.O. Box 1203, New Haven, CT 06505 • Phone: (800) 366-6530 • Fax (203) 535-1582 • e-mail: commercial@bilco.com  
Web: www.BILCO.com

Visit [www.bilco.com](http://www.bilco.com) to find a BILCO sales representative near you.

The BILCO Company reserves the right to make design changes or to withdraw designs and products shown throughout this catalog without notice as we deem advisable.

©2020 The BILCO Company, New Haven, Connecticut 06505

Log on to [www.BILCO.com](http://www.BILCO.com) to find a sales representative near you.



# Index

## Roof Access Hatches

Ladder Access . . . . .	.4
Ship Stair . . . . .	.6
Service Stair . . . . .	.8
Equipment Access . . . . .	10
Specialty Hatches . . . . .	12

## Automatic Smoke Vents

Double Leaf . . . . .	14
Daylighting . . . . .	16
Acoustical . . . . .	18

## Safety Products . . . . . 20

## Roofing Product Options . . . . . 22

*Product details and specifications are readily available by visiting our download center on [www.BILCO.com](http://www.BILCO.com).*

### U.S. and International BILCO patents issued...

5,373,665	5,565,274	5,960,596	6,260,305	6,672,020	10,000,944
5,554,433	5,927,012	6,041,553	6,347,818	6,931,793	

*Other U.S. and International patents issued and pending.*

## Ladder Access

The easy one-hand-only operation to the fully opened or closed position provides the user the security of having the other hand firmly on the ladder at all times. Available in galvanized steel, aluminum or stainless steel construction.



### Benefits

- Easy, one-hand operation
- Weathertight performance
- Energy efficient
- Installs quickly and easily
- Convenient and secure access to roof areas
- Durable construction
- Custom sizes and options readily available

### Features

- Engineered lift assistance
- Heavy-gauge construction
- Positive slam latch with interior and exterior padlock hasps
- Fully insulated and gasketed
- Corrosion resistant hardware
- Bilclip<sup>®</sup> Flashing System for ease of installation on single-ply roofing
- Available with Miami-Dade County and Florida Product Approval
- Pre-punched capflashing to receive the Bil-Guard<sup>®</sup> 2.0 Hatch Safety Railing System (see pages 14-15 for more information)



Log on to [www.BILCO.com](http://www.BILCO.com) to find a sales representative near you.

### Product Options

BILCO ladder access roof hatches are available in galvanized steel, aluminum, stainless steel and copper construction to meet any job requirements. Aluminum products are also available in a thermally broken design that offers superior energy efficiency and resists condensation.

#### Material

- Steel: 14 gauge (1.9mm) G-90 paint bond galvanized
- Aluminum: 11 gauge (2.3mm)
- Stainless Steel: 14 gauge (1.9mm) Type 304 stainless

#### Insulation

- 1" (25mm) fiberglass insulation in cover and 1" fiberboard insulation in curb
- 3" (75mm) Polyisocyanurate (R = 20.3) in cover and curb (Thermally Broken Models)

#### Finish

- Steel: Alkyd base red oxide primer
- Aluminum: Mil finish
- Stainless Steel: Bead blast finish
- See page 22 for custom finish options

#### Hardware

- Zinc plated/chromate sealed
- Type 316 stainless steel

### Specialty Roof Hatches *(see pages 12-13 for more information)*

- Daylighting with polycarbonate skylight
- Retrofit mounting
- Security Series

See pages 22-23 for a complete list of curb, finish and other special options.



Type S-20 and S-50 Only



Type S  
Type E



Type S-TB  
Type E-TB  
Thermally Broken  
R-20+ Insulation

TYPE	INCHES	MM	MATERIAL	INSULATION	THERMALLY BROKEN
S-20	36 x 30	914 x 762	Steel	1" (25mm)	No
S-50	36 x 30	914 x 762	Aluminum	1" (25mm)	No
S-50-TB	36 x 30	914 x 762	Aluminum	3" (75mm)	Yes
S-90	36 x 30	914 x 762	Stainless Steel	1" (25mm)	No
E-20	36 x 36	914 x 914	Steel	1" (25mm)	No
E-50	36 x 36	914 x 914	Aluminum	1" (25mm)	No
E-50-TB	36 x 36	914 x 914	Aluminum	3" (75mm)	Yes
E-90	36 x 36	914 x 914	Stainless Steel	1" (25mm)	No

Type S-40 and E-40 models are available in steel curb and aluminum cover  
Type S-70 and Type E-70 are also available in copper construction

## Ship or Steep Stair Access

BILCO Ship Stair access hatches are ideal for installations where frequent use may be expected. Permits easier movement of maintenance personnel, tools, and equipment. Available in galvanized steel, aluminum or stainless steel construction.



### Benefits

- Easy, one-hand operation
- Weathertight performance
- Energy efficient
- Installs quickly and easily
- Convenient and secure access to roof areas
- Durable construction
- Custom sizes and options readily available

### Features


- Engineered lift assistance
- Heavy-gauge construction
- Positive slam latch with interior and exterior padlock hasps
- Fully insulated and gasketed
- Corrosion resistant hardware
- Bilclip<sup>®</sup> Flashing System for ease of installation on single-ply roofing
- Available with Miami-Dade County and Florida Product Approval
- Pre-punched capflashing to receive the Bil-Guard<sup>®</sup> 2.0 Hatch Safety Railing System (see pages 14-15 for more information)



Log on to [www.BILCO.com](http://www.BILCO.com) to find a sales representative near you.



Type NB  
Type NB-HZ



Type NB-TB  
Thermally Broken  
R-20+ Insulation

### Product Options

BILCO Ship Stair access roof hatches are available in galvanized steel, aluminum, stainless steel and copper construction to meet any job requirements.

#### Material

- Steel: 14 gauge (1.9mm) G-90 paint bond galvanized
- Aluminum: 11 gauge (2.3mm)
- Stainless Steel: 14 gauge (1.9mm) Type 304 stainless

#### Insulation

- 1" (25mm) fiberglass insulation in cover and 1" fiberboard insulation in curb
- 3" (75mm) Polyisocyanurate (R = 20.3) in cover and curb (Thermally Broken Models)

#### Finish

- Steel: Alkyd base red oxide primer
- Aluminum: Mil finish
- Stainless Steel: Bead blast finish
- See page 22 for custom finish options

#### Hardware

- Zinc plated/chromate sealed
- Type 316 stainless steel

### Specialty Roof Hatches *(see pages 12-13 for more information)*

- Daylighting with polycarbonate skylight
- Retrofit mounting
- Security Series

*See pages 22-23 for a complete list of curb, finish and other special options.*



Type NB-20HZ and NB-50HZ only

TYPE	INCHES	MM	CURB MATERIAL	COVER MATERIAL	INSULATION	THERMALLY BROKEN
NB-20	30 x 54	762 x 1372	Steel	Steel	1" (25mm)	No
NB-20HZ	30 x 54	762 x 1372	Steel	Steel	1" (25mm)	No
NB-50	30 x 54	762 x 1372	Aluminum	Aluminum	1" (25mm)	No
NB-50-TB	30 x 54	762 x 1372	Aluminum	Aluminum	3" (75mm)	Yes
NB-50HZ	30 x 54	762 x 1372	Aluminum	Aluminum	1" (25mm)	No
NB-90	30 x 54	762 x 1372	Stainless Steel	Stainless Steel	1" (25mm)	No

Type NB-40 models are available in steel curb and aluminum cover

## Service or Full Stair Access

BILCO Service Stair access hatches are ideal for installations where frequent use may be expected. Permits easier movement of maintenance personnel, tools, and equipment. Available in galvanized steel, aluminum or stainless steel construction.



### Benefits

- Easy, one-hand operation
- Weathertight performance
- Energy efficient
- Installs quickly and easily
- Convenient and secure access to roof areas
- Durable construction
- Custom sizes and options readily available

### Features

- Engineered lift assistance
- Heavy-gauge construction
- Positive slam latch with interior and exterior padlock hasps
- Fully insulated and gasketed
- Corrosion resistant hardware
- Bilclip<sup>®</sup> Flashing System for ease of installation on single-ply roofing
- Pre-punched capflashing to receive the Bil-Guard<sup>®</sup> 2.0 Hatch Safety Railing System (see pages 14-15 for more information)



Log on to [www.BILCO.com](http://www.BILCO.com) to find a sales representative near you.



Type L



Type L-TB  
Thermally Broken  
R-20+ Insulation

### Product Options

BILCO Service Stair access roof hatches are available in galvanized steel, aluminum, stainless steel and copper construction to meet any job requirements.

#### Material

- Steel: 14 gauge (1.9mm) G-90 paint bond galvanized
- Aluminum: 11 gauge (2.3mm)
- Stainless Steel: 14 gauge (1.9mm) Type 304 stainless

#### Insulation

- 1" (25mm) fiberglass insulation in cover and 1" fiberboard insulation in curb
- 3" (75mm) Polyisocyanurate (R = 20.3) in cover and curb (Thermally Broken Models)

#### Finish

- Steel: Alkyd base red oxide primer
- Aluminum: Mil finish
- Stainless Steel: Bead blast finish
- See page 22 for custom finish options

#### Hardware

- Zinc plated/chromate sealed
- Type 316 stainless steel

### Specialty Roof Hatches *(see pages 12-13 for more information)*

- Daylighting with polycarbonate skylight
- Retrofit mounting
- Security Series

*See pages 22-23 for a complete list of curb, finish and other special options.*

TYPE	INCHES	MM	MATERIAL	INSULATION	THERMALLY BROKEN
L-20	30 x 96	762 x 2438	Steel	1" (25mm)	No
L-50	30 x 96	762 x 2438	Aluminum	1" (25mm)	No
L-50-TB	30 x 96	762 x 2438	Aluminum	3" (75mm)	Yes
L-90	30 x 96	762 x 2438	Stainless Steel	1" (25mm)	No

Type L-40 models are available in steel curb and aluminum cover

## Equipment Access

Larger openings provide an easily accessible means for equipment to be installed or removed from a building. Equipment access roof hatches are available in steel, aluminum and stainless steel construction and in one standard single leaf size [Type F, 48" x 48" (1219mm x 1219mm)]. Special single leaf sizes (Type SS) are available and are recommended for widths up to 5'0" (1524mm). For larger openings, specify double leaf construction (Type D). For best operation, specify aluminum construction for single leaf hatches over 3'0" (914mm) wide and double leaf hatches over 7'0" (2134mm) in width.



### Benefits

- Easy, one-hand operation
- Weathertight performance
- Energy efficient
- Installs quickly and easily
- Convenient and secure access to roof areas
- Durable construction
- Custom sizes and options readily available


### Features

- Engineered lift assistance
- Heavy-gauge construction
- Positive slam latch with interior and exterior padlock hasps
- Fully insulated and gasketed
- Corrosion resistant hardware
- Bilclip® Flashing System for ease of installation on single-ply roofing
- Pre-punched capflashing to receive the Bil-Guard® 2.0 Hatch Safety Railing System (see pages 14-15 for more information)

Log on to [www.BILCO.com](http://www.BILCO.com) to find a sales representative near you.



Type F  
48" x 48" (1219mm x 1219mm)  
Custom sizes available



Type F-TB  
48" x 48" (1219mm x 1219mm)  
Thermally Broken  
R-20+ Insulation  
Custom sizes available

### Product Options

BILCO Equipment access roof hatches are available in galvanized steel, aluminum, stainless steel and copper construction to meet any job requirements.

#### Material

- Steel: 14 gauge (1.9mm) G-90 paint bond galvanized
- Aluminum: 11 gauge (2.3mm)
- Stainless Steel: 14 gauge (1.9mm) Type 304

#### Insulation

- 1" (25mm) fiberglass insulation in cover and 1" fiberboard insulation in curb
- 3" (75mm) Polyisocyanurate (R = 20.3) in cover and curb (Thermally Broken Models\*)

#### Finish

- Steel: Alkyd base red oxide primer
- Aluminum: Mil finish
- Stainless Steel: Bead blast finish
- See page 22 for custom finish options

#### Hardware

- Zinc plated/chromate sealed
- Type 316 stainless steel

See pages 22-23 for a complete list of curb, finish and other special options.

\* Thermally broken models are not available in double leaf design



Type D  
Special Size

## Specialty Roof Hatches

BILCO also has a long history of providing specialty access solutions for virtually any application. Whether for extreme environments, secure facilities, retrofit applications or day-lighting, there is a BILCO roof hatch ready to do the job. Along with an extensive array of available roof hatch options (see page 22-23), BILCO also offers custom-engineering capabilities to ensure safe and reliable roof access no matter what the application.




### Benefits

- Easy, one-hand operation
- Weathertight performance
- Energy efficient
- Installs quickly and easily
- Convenient and secure access to roof areas
- Durable construction
- Custom sizes and options readily available

### Features

- Engineered lift assistance
- Heavy-gauge construction
- Positive slam latch with interior and exterior padlock hasps
- Fully insulated and gasketed
- Corrosion resistant hardware
- Bilclip® Flashing System for ease of installation on single-ply roofing
- Pre-punched capflashing to receive the Bil-Guard® 2.0 Hatch Safety Railing System (see pages 14-15 for more information)



Log on to [www.BILCO.com](http://www.BILCO.com) to find a sales representative near you.



## Type GS Daylighting Roof Hatch

All the security and convenience of the Type S roof hatch with the added benefits of a skylight. GS Roof Hatches feature aluminum construction and virtually indestructible polycarbonate domes. Domes are available in clear and translucent and double domes can be specified. Specify Type GSS for special single leaf sizes.




## Security Series Roof Hatch

Constructed of heavier gauge materials for high security applications such as prisons, banks, embassies, and pharmaceutical buildings. Roof hatches can be fabricated for field installation of many leading brands of security locks. Other options include security glazing and gunports (see page 23).



## VersaMount® Retrofit Roof Hatch


The VersaMount® replacement hatch allows you to replace a damaged roof hatch without re-roofing. Simply remove the cover from the damaged hatch and place the VersaMount® hatch on top of the existing curb. The low-profile curb features a built-in flange and apron and innovative anchor clip system to ensure a fast, secure and weathertight installation. Available in a number of standard sizes.



*Job-Built  
Wood Curbs*



*Existing Roof Hatch or  
Job-Built/Prefab Metal Curbs*



*Job-Built  
Concrete Curbs*

## Automatic Smoke Vents

Automatic Smoke Vents protect property and aid firefighters in bringing a fire under control by removing smoke, heat, and gases from a burning building. Ideally suited for large expanses of unobstructed space such as factories, warehouses, auditoriums, and retail facilities smoke vents are available in a number of standard UL-listed sizes.



### Benefits

- Increased evacuation time and decreased risk of smoke inhalation and damage
- Enhanced visibility to allow firefighters to quickly locate the fire
- Protection against secondary ignitions and lateral fire spread
- Exhausting of noxious and potentially explosive fumes
- Structure protection from damaging heat
- Reduced damage to building contents

### Features

- Fully insulated and gasketed for weathertight performance.
- Thermolatch® II latching mechanism with curb mounted fusible link housing for quick and easy resetting at the roof level
- Exterior and interior pull release handles for manual operation
- Covers open against a 10 psf (49 kg/m<sup>2</sup>) snow/wind load and automatically lock in the open position upon vent activation
- Bilclip® Flashing System for ease of installation on single-ply roofing
- Pre-punched capflashing to receive the Bil-Guard® 2.0 Hatch Safety Railing System (see pages 14-15 for more information)
- Complies with UL790 Class A and UL793
- Available in a number of UL-approved sizes

Log on to [www.BILCO.com](http://www.BILCO.com) to find a sales representative near you.



Type S-SV  
Single Leaf  
36" x 30"  
914mm X 762mm  
Special sizes  
available

**Product Options**

BILCO Smoke vents feature a positive hold/release mechanism controlled by a single UL-listed 165°F (74°C) fusible link designed to hold the covers closed against a 90 psf (438 kg/m<sup>2</sup>) wind uplift force. Smoke vents are provided with interior and exterior pull release cables to manually open vent covers.

**Material**

- Steel: 14 gauge (1.9mm) G-90 paint bond galvanized steel
- Aluminum: 11 gauge (2.3mm) aluminum

**Insulation**

- 1" (25mm) fiberglass insulation in cover and 1" fiberboard insulation in curb

**Finish**

- Alkyd base red oxide primer (standard on all steel products)
- Mil finish (standard on all aluminum products)
- See page 22 for custom finish options

**Hardware**

- Zinc plated/chromate sealed hardware

**Control Options** (see pages 22-23 for more information)

- Motor operation with push button control station
- Winch operation for remote opening and closing
- Electric release for smoke detector or fire alarm activation

Type DSH Double Leaf

**Type DSH Standard Sizes**

INCHES	MM	STEEL	STEEL CURB, ALUMINUM COVER	ALUMINUM
48 x 48	1219 x 1219	DSH4848	DSH4848A	DSH4848B
48 x 72	1219 x 1829	DSH4872	DSH4872A	DSH4872B
48 x 90	1219 x 2286	DSH4890	DSH4890A	DSH4890B
48 x 96	1219 x 2438	DSH4896	DSH4896A	DSH4896B
60 x 60	1524 x 1524	DSH6060	DSH6060A	DSH6060B
60 x 72	1524 x 1829	DSH6072	DSH6072A	DSH6072B
60 x 84	1524 x 2134	DSH6084	DSH6084A	DSH6084B
60 x 96	1524 x 2438	DSH6096	DSH6096A	DSH6096B
60 x 120	1524 x 3048	DSH60120	DSH60120A	DSH60120B
66 x 66	1676 x 1676	DSH6666	DSH6666A	DSH6666B
66 x 144	1676 x 3658	DSH66144*	DSH66144A*	DSH66144B*
72 x 72	1829 x 1829	DSH7272	DSH7272A	DSH7272B

\* This size has four leafs

## Daylighting Automatic Smoke Vents

Offers the same benefits as BILCO Automatic Smoke Vents with a built-in skylight. Featuring a polycarbonate cover design that resists UV degradation and offers superior insulation performance compared to traditional domes. The sloped or domed cover designs meet International Building Code Requirements.



### Benefits

- Provides natural daylighting for reduced energy costs
- Increased evacuation time and decreased risk of smoke inhalation and damage
- Enhanced visibility to allow firefighters to quickly locate the fire
- Protection against secondary ignitions and lateral fire spread
- Exhausting of noxious and potentially explosive fumes
- Structure protection from damaging heat
- Reduced damage to building contents

### Features

- Fully insulated and gasketed for weathertight performance.
- Thermolatch<sup>®</sup> II latching mechanism with curb mounted fusible link housing for quick and easy resetting at the roof level
- Exterior and interior pull release handles for manual operation
- Covers open against a 10 psf (49 kg/m<sup>2</sup>) snow/wind load and automatically lock in the open position upon vent activation.
- Bilclip<sup>®</sup> Flashing System for ease of installation on single-ply roofing
- Pre-punched capflashing to receive the Bil-Guard<sup>®</sup> 2.0 Hatch Safety Railing System (see pages 14-15 for more information)
- Complies with UL790 Class A and UL793
- Available in a number of UL-approved sizes



Log on to [www.BILCO.com](http://www.BILCO.com) to find a sales representative near you.

### Product Options

BILCO fire vents feature a positive hold/release mechanism controlled by a single UL-listed 165°F (74°C) fusible link designed to hold the cover closed against a 90 psf (438 kg/m<sup>2</sup>) wind uplift force. Products are provided with interior and exterior pull release cables to manually open vent cover; motorized and winch options also available (see pages 22-23).

#### Material

- Steel: 14 gauge (1.9mm) G-90 paint bond galvanized steel
- Aluminum: 11 gauge (2.3mm) aluminum

#### Cover

- Single Leaf: clear polycarbonate dome or double domes
- Double leaf: Translucent multi-wall polycarbonate


#### Finish

- Mil finish (standard on all aluminum products)
- See page 22 for custom finish options

#### Hardware

- Stainless steel hinges and zinc plated/chromate sealed hardware

Type GS-SV  
36" X 30"  
914mm x 762mm  
Special sizes available



Features a multi-wall polycarbonate cover design that resists UV degradation and offers superior insulation performance compared to traditional domes



Lumivent®  
Double Leaf

### Lumivent Standard Sizes

TYPE	INCHES	MM	MATERIAL
LV4848B	48 x 48	1219 x 1219	Aluminum
LV4872B	48 x 72	1219 x 1829	Aluminum
LV4896B	48 x 96	1219 x 2438	Aluminum
LV6060B	60 x 60	1524 x 1524	Aluminum
LV6096B	60 x 96	1524 x 2438	Aluminum
LV66144B	66 x 144	1676 x 3658	Aluminum

## Double Leaf – Acoustical

NEW! BILCO's ACDSV acoustical smoke vent is designed to guard against noise intrusion while providing the security of automatic smoke venting. Acoustical vents feature industry-high OITC-46 and STC-50 sound ratings. They are ideal for concert halls, theaters and other interior applications that require limited noise from the outside. Vents are available in steel construction and in a number of UL-Listed standard sizes.



### Benefits

- Acoustically sound-rated to guard against outside noise intrusion
- Increased evacuation time and decreased risk of smoke inhalation and damage
- Enhanced visibility to allow firefighters to quickly locate the fire
- Protection against secondary ignitions and lateral fire spread
- Exhausting of noxious and potentially explosive fumes
- Structure protection from damaging heat
- Reduced damage to building contents

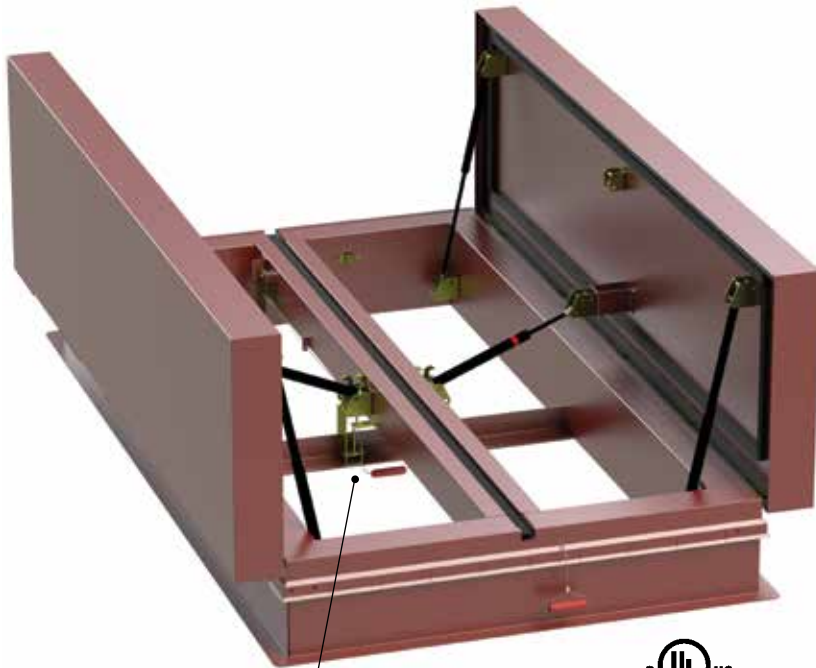
### Features

- OITC-46 and STC-50 sound ratings
- Fully insulated and gasketed for weathertight performance.
- Thermolatch<sup>®</sup> II latching mechanism with curb mounted fusible link housing for quick and easy resetting at the roof level.
- Exterior and interior pull release handles for manual operation
- Covers open against a 10 psf (49 kg/m<sup>2</sup>) snow/wind load and automatically lock in the open position upon vent activation.
- Bilclip<sup>®</sup> Flashing System for ease of installation on single-ply roofing
- Pre-punched capflashing to receive the Bil-Guard<sup>®</sup> 2.0 Hatch Safety Railing System (see pages 14-15 for more information)
- Complies with UL790 Class A and UL793
- Available in a number of UL-approved sizes




Log on to [www.BILCO.com](http://www.BILCO.com) to find a sales representative near you.

Sound Ratings  
OITC-46  
STC-50  
ISO 140-18 (rain fall)



Type ACDSV



*Thermolatch® II latching mechanism with curb mounted fusible link housing for quick and easy resetting at the roof level.*

### Product Options

BILCO fire vents feature a positive hold/release mechanism controlled by a single UL-listed 165°F (74°C) fusible link designed to hold the cover closed against a 90 psf (438 kg/m<sup>2</sup>) wind uplift force. ACDSH units are provided with interior and exterior pull release cables to manually open vent cover; motorized and winch options also available (see pages 22-23).

#### Material

- Steel: 14 gauge (1.9mm) G-90 paint bond galvanized steel

#### Insulation

- 4" (100 mm) mineral wool insulation

#### Finish

- Alkyd base red oxide primer
- See page 22 for custom finish options

#### Hardware

- Zinc plated/chromate sealed hardware

TYPE	INCHES	MM
ACDSV4848	48 x 48	1219 x 1219
ACDSV4896	48 x 96	1219 x 2438
ACDSV6096	60 x 96	1524x 2438
ACDSV66144	66 x 144*	1676 x 3658
ACDSV 7272	72 x 72	1829 x 1829

## Roofing Products

BILCO's roof hatch safety products help workers get on the roof safely and protect them while they are doing their job. Products meet OSHA fall protection standards and make fixed ladder access safer and easier for building maintenance workers.



### Bil-Guard® 2.0 Features and Benefits

- Meets and exceeds OSHA 29 CFR 1910.23
- Non-penetrating attachments; quick and simple installation with standard tools
- Corrosion-resistant aluminum rails and mounting brackets, along with stainless steel hardware, are ideal for any climate
- Safety yellow powder coat paint finish
- Self-closing and locking gate
- Fits all brands of roof hatches with capflashing
- Available in standard and custom sizes

### LadderUP® Features and Benefits

- Adjustable mounting hardware accommodates virtually any ladder rung size or spacing
- Telescoping design is spring balanced for ease of operation
- Automatically locks in the fully raised position to provide the user with a firm and steady hand-hold
- Handy release lever allows the post to be easily lowered to its retracted position
- Available in four levels of corrosion resistance to provide many years of trouble free, dependable service



Log on to [www.BILCO.com](http://www.BILCO.com) to find a sales representative near you.

## Bil-Guard® 2.0 Safety Railing System

Bil-Guard® 2.0 is a fixed railing system that provides a permanent means of fall protection for hatch openings. Tested and proven to meet and exceed OSHA fall protection standards (29 CFR 1910.29), Bil-Guard® 2.0 features an innovative attachment system that does not penetrate the roofing membrane, installs quickly and easily using basic tools, and does not require special training or certification for proper installation.



ROOF HATCH SIZE (width x length)		ROOF HATCH MODEL	BIL-GUARD 2.0 MODEL
inches	mm		
36 x 30	914 x 762	S	RL2-S
36 x 36	914 x 914	E	RL2-E
48 x 48	1219 x 1219	F	RL2-F
30 x 54	762 x 1372	NB	RL2-NB
30 x 96	762 x 2438	L	RL2-L



## LadderUp® Safety Post

LadderUP® Safety Posts provide easier, safer ladder access through roof hatches, floor access doors and manholes. This telescoping post permanently mounts to the top two rungs of any fixed ladder, providing a positive hand-hold and enabling the user to enter or exit an opening in an upright and balanced position.

MODEL#	MATERIAL/FINISH	WEIGHT	
		lbs.	kg.
LU-1	Steel, yellow powder coat	24	11
LU-2	Steel, hot dip galvanized	24	11
LU-3	Type 304 Stainless Steel, sand blast finish	24	11
LU-4	Aluminum, mill finish	14	7

## Common Options

### Stainless Steel Hardware

For installation in highly corrosive environments, Bilco smoke vents and roof hatches may be equipped with Type 316 stainless steel hardware, including: slam latch and lifting mechanism assemblies; hold-open and guide arms; and all brackets, hinges, pins, and fasteners.



Stainless Steel Hardware

### Curb Options

All BILCO roofing products may be specified with either a curb liner (metal insulation liner of the same materials as the curb and capflashing) or a fully enclosed curb (full metal insulation liner of the same materials as the curb, which replaces the capflashing). Built-in louvers are available for roof hatches and for automatic smoke vents to meet elevator-shaft code requirements. Base flanges can be supplied with configurations for most brands of metal building roof panels. This option offers simplified installation, and includes a built-in self-drainage feature that eliminates water accumulation on the up-slope side.



Curb Modification for Metal Buildings

### Insulation

BILCO offers insulation options to enhance the energy efficiency of its roofing products. Standard roof products are supplied with standard 1" (25mm) fiberglass insulation in the covers and 1" (25mm) fiberboard insulation in the curb. When specified, products can be supplied with up to 2" (50mm) of Styrofoam or polyisocyanurate insulation in the cover and curb. Single leaf roof hatches can also be supplied in a thermally broken design that features 3" (75mm) of polyisocyanurate insulation in the cover and curb.



Built-in Louvers

### Special Finishes

- Factory applied powder coat paint finish is available on all steel and aluminum products. Finish is available in four standard colors and custom colors can be specified.
- Kynar<sup>®</sup> finish in custom colors (aluminum products only)
- Tnemec<sup>®</sup> finish in custom colors (steel and aluminum products)
- Clear anodized finish (aluminum products only)
- Custom finishes can also be specified

### Powder Coat Standard Colors



White



Yellow



Bronze



Black

### Motorized or Winch Operation

To provide a convenient means of ventilating work areas, automatic smoke vents can be equipped with motor operators for actuation by remote push-button control or other electrical signal. They can also be furnished with rigging for manual winch operation at the floor level. Roof hatches can also be designed for motor or winch operation.



Winch Operation



Motorized Operation

### Other Options


In addition to standard options, BILCO's custom engineering capabilities can provide you with the exact roof product to meet your unique requirements.



Keyed Cylinder Locks



Detention Locks



Security Glazing



Electric Activation



Explosion Vents

## Roof Hatch Options

### Security

All BILCO roof hatches are supplied with a standard slam lock that includes an interior and exterior padlock hasp to prevent unauthorized access. BILCO also offers the options listed below for enhanced building security.

### Keyed Cylinder Locks

Deadbolt cylinder locks provide keyed exterior access and are available with either keyed or turn knob interior access. Cylinder locks are an ideal security enhancement for many applications. For added security and weathertightness, the lock cylinder is accessed from the exterior through a gasketed, threaded deck plate.

### Detention Locks

Detention locks provide keyed interior and exterior access and are ideal for correctional facilities and other buildings requiring a maximum level of security. For added security and weathertightness, the lock is accessed from the exterior through a gasketed, threaded deck plate. BILCO roof hatches can be prepared for field installation of many leading lock brands.

### Emergency Egress Lock

BILCO roof hatches can be supplied with a panic lock for rapid egress in an emergency situation. Panic locks are available with keyed exterior access when specified.

### Indicator Switches

Allow roof hatches to be wired into a building's alarm system. Indicator switches are curb mounted and send a signal to the alarm control panel when the hatch cover is opened.

### Security Glazing

Security glazing allows personnel to visibly scan a secure area before entering or exiting a roof area. Glazing is available in a number of ballistic ratings with varying levels of security.

## Smoke Vent Options

### Electric Activation

Automatic smoke vents can be supplied with an electric Thermolatch® to allow the vents to be operated by a smoke detector or fire alarm control panel. In addition to electric activation, these vents feature fusible link activation and provisions for manual operation. Electric latches can be supplied for 115 VAC, 24 VAC, 220 VAC, and 24V DC power requirements.

### Security Grilles

Heavy bars permanently welded in place across the curb opening. Bars are spaced to prevent building access and maximize ventilation area.

### Explosion Vents

BILCO Type SV and Type DSH automatic smoke vents may also be equipped to operate as explosion vents or as combination fire/explosion vents. The explosion release mechanism is preset and factory-tested to release at between 25 lb/ft<sup>2</sup> and 30 lb/ft<sup>2</sup> – 122 kg/m<sup>2</sup> and 146 kg/m<sup>2</sup> of pressure on the underside of the covers. Not available on Type ACDSH or Lumivent models.

### Lockable Enclosure

The exterior manual pull release may be supplied with an enclosure that can be padlocked to prevent unauthorized opening of the covers from the roof level.

### Indicator Switches

Allow vents to be wired into a building's alarm system. Indicator switches are curb mounted and send a signal to the alarm control panel when the vent covers are opened.

# Experience. Innovation.

- *Commercial Access Products* • *Fire Protection Products*
- *Basement Access Products* • *Basement Egress Products*

## United States Sales

The BILCO Company

Phone: 800.366.6530

Fax: 203.535.1582

E-mail: [commercial@bilco.com](mailto:commercial@bilco.com)

Log-on to [www.bilco.com](http://www.bilco.com) to find your local U.S. sales representative

## International Sales

### Canada

BILCO Canada

Phone: 519.659.7331

Fax: 519.455.8593

E-mail: [canada@bilco.com](mailto:canada@bilco.com)

### Other International Countries

The BILCO Company

Phone: 800.366.6530

Fax: 203.535.1582

E-mail: [export@bilco.com](mailto:export@bilco.com)

[WWW.BILCO.COM](http://WWW.BILCO.COM)



an Amesbury Truth company