



BAM™

FIBER-REINFORCED, RAPIDCURE™, LARGE & HEAVY TILE MORTAR

KEY FEATURES

- Large and heavy tile mortar: ANSI 118.4, 118.11, 118.15
- Fiber-Reinforced
- Extended pot life, grout in 4 hours

DESCRIPTION

Bostik BAM™ is a high performance, fiber-reinforced, extended open time, large and heavy tile mortar with RapidCure™ Technology. BAM™ is specifically formulated for maximum performance in commercial and residential applications of large and heavy tile, glass tile, mosaics, quarry, porcelain, ceramic, most natural stone tiles, and gauged porcelain tile / panels. The RapidCure™ Technology in BAM™ allows for a consistent cure that results in most applications to be ready for grout in 4 hours, while delivering an open time and adjustability time of up to 30 minutes at exceptional bond strength that exceeds ANSI 118.15 requirements. BAM's™ RapidCure™ Technology allows for use over uncoupling membranes and various sheet membranes. BAM™ is suitable for use over properly prepared concrete, cement backer boards, masonry, concrete block, mortar beds, cement terrazzo, structurally sound exterior grade plywood (interior / dry use only), existing, well-bonded vinyl composite tile (VCT), existing tiles, cutback adhesive residue (dry only), Bostik Ultra-Set® Advanced™, Black-Top™, and GoldPlus™.

PRODUCT FEATURES

- Exceptional application properties and trowelability
- High shear bond strength
- Fiber-reinforced
- Extended pot life
- RapidCure™ Technology – Grout in 4 hours
- Excellent sag resistance
- Wide water range – Can be mixed at different water ranges with consistent results
- Exceeds ANSI 118.4, 118.11, 118.15
- Adjustability and open time up to 30 minutes
- Excellent for gauged porcelain tile / panels
- Excellent for mosaic and glass tiles
- Excellent for exterior and submerged applications
- Zero VOCs (as calculated per SCAQMD 1168)
- Contains Bostik's Blockade® Antimicrobial Protection



WHERE TO USE

Interior and exterior floors, walls and countertops.

DIRECTIONS FOR USE





Read and understand technical and safety data sheets completely before beginning installation. Follow applicable installation standards, rules and guidelines set forth by ANSI, NTCA, TCNA and OSHA. Refer to www.bostik.com/us for the most recent product information and safety data sheet prior to installation.

SURFACE PREPARATION

All surfaces must be structurally sound, clean, free of dust, dirt, oil, grease, water, curing compounds, sealers, waxes or any contaminants that may inhibit proper bond. TCNA recommends roughing or scarifying glazed tile substrates. Follow all applicable rules and guidelines set forth by OSHA.

NOTE: It is the user's responsibility to determine the condition and suitability of all surfaces before application.

RECOMMENDED TROWELS FOR MAXIMUM PERFORMANCE

Coverage 30-35 ft ²	Coverage 30-35 ft ²	Coverage 50-60 ft ²	Coverage 30-35 ft ²
			
Euro Notch	3/4" X 9/16" X 3/8" Slanted Layover	1/4" X 3/8" Square-Notch	1/2" X 1/2" Square-Notch

Trowel size is suggested to maximize mortar transfer/coverage. Periodically check coverage during installation. Uneven substrate may require the use of either a leveling/patching material, or larger notched trowel for proper mortar coverage.

MIXING

Mix with water only. Mix 4.8 to 6 quarts (4.5 to 5.7 liters) of clean, potable water to 50 lbs of Bostik BAM™ mortar. Using a slow speed mixer (<450 rpm), mix for 2 to 3 minutes until a smooth, creamy consistency is achieved. For installations requiring non-sag properties, mix BAM™ with less than 5 quarts (4.7 liters) of water. Do not re-temper or extend pot life by adding more water, re-mix only using a slow speed mixer or trowel. No slake required.

APPLICATION

Apply a thin coat of Bostik BAM™ with flat edge of trowel to achieve a good mechanical bond to substrate. Comb additional mortar with the appropriate size notched trowel. If any evidence of skinning or setting occurs, remove and re-apply fresh mortar. Apply mortar to an area no greater than can be tiled in up to 30 minutes. Apply tile into a fresh bed of mortar to ensure maximum contact and bond. Move the tile backward and forward in one direction, perpendicular to the trowel ridges to collapse the trowel ridges and remove any entrapped air. Periodically check the back of the tile to ensure proper coverage (interior applications – min. 80% coverage; exterior, wet, or plywood applications – min. 95% coverage). Refer to the TCNA requirements for additional information on mortar coverage. Temperatures must be between 40°F (5°C) – 100°F (37.8°C) during installation.

NOTE: In order to achieve proper coverage, a Bostik self-leveling underlayment or floor patch may be required prior to use. If the appropriate coverage is not achieved, a larger trowel notch may be required. Back-butter each tile with mortar. A finished mortar bed thickness of 1/8" to 3/4" is required.

Application over Plywood: Maximum joist spacing shall be 16" on center. Plywood shall be underlayment Exterior Grade or C-C Plugged Exterior Grade Plywood (or better). If the existing floor is less than 1" thick, glue and nail 15/32" or 1/2" APA Underlayment Exterior Grade or C-C Plugged Exterior Grade plywood to the floor. Glue and nail using 5D or 6D (1 1/2" or 2") cement coated screw shank nails 6" on center along the panel edges and a maximum of 8" on center each way through the panel. Allow 1/8" gap between underlayment sheet edges and all areas that abut walls, drains, posts, etc. These areas shall be filled with mortar when tiles are installed. Clean the plywood. Due to the limitations of plywood as a substrate, BAM™ is not intended for use on plywood in exterior, wet interior, or applications subject to heavy/commercial traffic.

Application over Existing Vinyl/VCT Flooring & Cutback: Vinyl must be clean and well-bonded to substrate. Do not install over cushion-backed or perimeter bonded sheet vinyl. Remove any loose pieces of vinyl, VCT flooring, or cutback adhesive residue

(dry only). Ensure the exposed substrate is suitable for application. Some flooring and cutback adhesive may contain asbestos. Follow all federal, state and local guidelines for proper removal. Refer to the Resilient Floor Covering Institute's "Recommended Work Practices for the Removal of Resilient Floor Coverings."

Application over Existing Ceramic Tile: Tile must be clean and well-bonded to substrate. Mechanically abrade with a carborundum disk and proper dust extraction, followed by a clear water wash. Installation must be thoroughly rinsed and dry before setting the new tile. Follow all applicable rules and guidelines set forth by OSHA.

CLEAN-UP

Clean all tools and equipment with soap and water. Do not allow material to dry on surface of tile or surrounding areas.

CURING

Keep all foot traffic off the installation until tile is firmly set (approximately 4 hours). Set times and physical properties vary based on water range in mixture, temperature, humidity, porosity of substrate and tile size.

GROUTING

Depending on ambient, slab, and material temperatures, grouting can generally begin after 4 hours with most Bostik grouting systems. Allow 4 hours before grouting with Bostik EzPoxy™ EzClean™, any 100% solids epoxy, or Bostik pre-mixed grouts. Allow 24 hours before grouting gauged porcelain tile panel or thin porcelain tile installations.

LIMITATIONS

- Do not use for installing moisture sensitive stones (i.e. green marble).
- Do not use in installations where deflection exceeds L/240 (1" in 20 feet).
- Due to the limitations of wood panels, do not apply over oriented strand board, particle board, masonite, luan, or similar unstable substrates.
- Do not use where hydrostatic pressure can occur.
- For marble and limestone, please refer to the Marble Institute of America's deflection recommendations.
- Due to the limitations of plywood as a substrate, Bostik BAM™ is not intended for use on plywood in exterior, wet interior, or applications subject to heavy/commercial traffic.

PACKAGING

50 lb. bag, white and gray formulations.

LEED® CONTRIBUTION

This zero VOC formulation (as calculated per SCAQMD Rule 1168) may contribute toward LEED® credits under section NC-v4 EQ 4.1: Low-Emitting Materials—Adhesives & Sealants.

DANGER

CORROSIVE WHEN WET. MAY CAUSE BURNS. IRRITATING TO SKIN, EYES AND RESPIRATORY TRACT. MAY CAUSE CANCER. Do not breathe dust. Do not get in eyes, on skin or on clothing. Do not swallow. Handle with care. Use only in a well-ventilated area or wear a mask. Wear protective clothing including gloves during handling. Wash thoroughly after handling. Store bag in a cool, dry area. Do not reuse bag.

KEEP OUT OF REACH OF CHILDREN.

FIRST AID TREATMENT

Contains Portland Cement, Gypsum and Quartz Silica. If in eyes or on skin, rinse with water for at least 15 minutes. If on clothes, remove clothing. If breathed in, move person to fresh air. If swallowed, call a Poison Control Center or doctor immediately. Do not induce vomiting.

SSEE SAFETY DATA SHEET

CHEMICAL EMERGENCY: 800-424-9300 (USA), 703-527-3887 (International)

MEDICAL EMERGENCY: 866-767-5089

STORAGE/SHELF LIFE

Store in a clean, dry area, off the ground on a pallet, not affected by freezing or hot temperatures. Shelf life is one year from date of manufacturing in unopened bags.

LIMITED WARRANTY

Limited Warranty found at www.bostik.com/us or call 800.726.7845. TO THE MAXIMUM EXTENT ALLOWED BY LAW, BOSTIK DISCLAIMS ALL OTHER EXPRESS OR IMPLIED WARRANTIES, INCLUDING WITHOUT LIMITATION WARRANTIES OF MERCHANTABILITY AND FITNESS FOR A PARTICULAR PURPOSE. UNLESS OTHERWISE STATED IN THE LIMITED WARRANTY, THE SOLE REMEDY FOR BREACH OF WARRANTY IS REPLACEMENT OF THE PRODUCT OR REFUND OF THE BUYER'S PURCHASE PRICE. BOSTIK DISCLAIMS ANY LIABILITY FOR DIRECT, INCIDENTAL, CONSEQUENTIAL, OR SPECIAL DAMAGES TO THE MAXIMUM EXTENT ALLOWED BY LAW. DISCLAIMERS OF IMPLIED WARRANTIES MAY NOT BE APPLICABLE TO CERTAIN CLASSES OF BUYERS AND SOME STATES DO NOT ALLOW THE EXCLUSION OR LIMITATION OF INCIDENTAL OR CONSEQUENTIAL DAMAGES, SO THE ABOVE LIMITATIONS MAY NOT APPLY TO YOU. It is the buyer's obligation to test the suitability of the product for an intended use prior to using it. The Limited Warranty extends only to the original purchaser and is not transferable or assignable. Any claim for a defective product must be filed within 30 days of discovery of a problem, and must be submitted with written proof of purchase.

PROPERTIES

Related Bostik Products	Surface Prep:		Grout Systems:	
	<ul style="list-style-type: none"> • D-250™ • Slab-Cote™ • Ultra-Finish™ Pro • UltraRamp™ • Webcrete® 95 • Webcrete® 98 • SL-100™ • SL-150™ • SL-175™ • SL-200™ • SL-GYP™ • SL-Rapid™ 		<ul style="list-style-type: none"> • Hydroment® Vivid™ • TruColor® RapidCure™ • Dimension® RapidCure™ • EZPoxy™ EZClean™ • 1900™ Epoxy Admixture Waterproofing & Crack Isolation: <ul style="list-style-type: none"> • GoldPlus™ • Black-Top™ • Ultra-Set® Advanced™ 	
Approved Substrates	<ul style="list-style-type: none"> • Concrete • Tile backer boards • Masonry • Concrete block • Mortar beds • Cement terrazzo • Existing tile • Exterior grade plywood¹ 	<ul style="list-style-type: none"> • Vinyl tiles (VCT)² • Cutback adhesive residue³ • Waterproofing membranes • Anti-fracture membranes • Uncoupling membranes • Sheet membranes 		
Tile Types	<ul style="list-style-type: none"> • Large and heavy tiles • Glass tiles • Gauged porcelain tile panels • Natural stone 	<ul style="list-style-type: none"> • Mosaic • Quarry • Porcelain • Ceramic 		
Use Environments	<ul style="list-style-type: none"> • Interior • Exterior • Floor • Wall • Commercial 	<ul style="list-style-type: none"> • Submerged • Radiant heat systems • Non-sag • Heavy traffic 		
Application Properties ⁴	Open / Working Time 70°F (21°C) 50% RH	Up to 30 minutes		
	Pot Life	1-2 hour pot life		
	Adjustability Time	Up to 30 minutes		
	Initial Set	1-2 hours		
	Final Set	3-4 hours		
	Grout ready	4 hours		
Shear Strength	Porcelain Tile	Test Method	ANSI Req.	Results
	1 Day	A118.4, A118.15	100 PSI	400 PSI
	7 Day	A118.4, A118.15	300 PSI	600 PSI
	7 Day Submersion	A118.4, A118.15	200 PSI	450 PSI
	28 Day	A118.4, A118.15	400 PSI	700 PSI
	28 Day Freeze Thaw	A118.4, A118.15	250 PSI	450 PSI
	28 Day Heat Aging	A118.15	400 PSI	450 PSI
	Ceramic Tile	Test Method	ANSI Req.	Results
	7 Day	A118.4, A118.15	450 PSI	550 PSI
	Quarry Tile	Test Method	ANSI Req.	Results
	28 Day	A118.4, A118.15	150 PSI	450 PSI
	28 Day Freeze Thaw	A118.4, A118.15	100 PSI	300 PSI
	Quarry Tile to Plywood⁵	Test Method	ANSI Req.	Results
	28 Day	A118.11	150 PSI	250 PSI

¹ Interior/dry use only

² Well Bonded/property prepared

³ Dry only

⁴ Set times and physical properties vary based on water range in mixture, temperature, humidity, porosity of substrate and tile size

⁵ Wood failure (wood typically fails between 250 and 300 psi) mean values reported

BOSTIK HOTLINE

Smart help
1-800-726-7845

Bostik, Inc.
11320 W. Watertown Plank Road
Wauwatosa, WI 53226
www.bostik.com/us

