



Porcelain-Mate™

POLYMER-MODIFIED PORTLAND CEMENT THIN SET MORTAR

KEY FEATURES

- For interior or exterior installations
- Exceeds ANSI A118.4
- Excellent working characteristics

DESCRIPTION

Bostik Porcelain-Mate™ is for interior or exterior installations to set all types of ceramic, porcelain, granite, slate, marble, limestone and dimensional stone tiles. Use over polyethylene uncoupling membranes and fleeced sheet membranes, properly prepared concrete, cement backer board, cured mortar beds, brick, cement block, and Bostik GoldPlus™.

WHERE TO USE

Interior/exterior floors and countertops.

DIRECTIONS FOR USE

Read and understand technical and safety data sheets completely before beginning installation. Follow applicable ANSI, NTCA and TCNA installation standards. Refer to www.bostik.com/us for the most recent product information and safety data sheet prior to installation.

SURFACE PREPARATION

All surfaces must be structurally sound, clean, free of dust, dirt, oil, grease, water, curing compounds, sealers, waxes or any contaminants that may inhibit proper bond. TCNA recommends roughening or scarifying glazed tile substrates.


Note: It is the user's responsibility to determine the condition and suitability of all surfaces before application.

MIXING

Using a slow speed mixer (<150 rpm), mix 5 to 6 quarts of clean potable water. Mix to creamy consistency. Do not re-temper by adding more liquid. Mix with Bostik 425™ Multi-Purpose Acrylic Latex Admixture instead of water for exterior or wet applications where freeze-thaw resistance is needed. **No slake required.**

APPLICATION

Apply a thin coat of Bostik Porcelain-Mate™ with the flat edge of trowel to achieve a good mechanical bond to the substrate. Apply additional mortar with the appropriate size notched trowel. If any evidence of skinning or setting occurs, remove and re-apply fresh mortar. Apply mortar to an area no greater than can be tiled in 20 to 30 minutes.



Apply tile using a twisting motion into a fresh bed of mortar to ensure maximum contact and bond. Periodically check back of tile to ensure proper transfer (interior applications – minimum 80% coverage; exterior, wet – minimum 95% coverage). Temperatures must be between 50°F (10°C) – 100°F (37.8°C) during installation.

Note: If the appropriate coverage is not achieved, a larger trowel notch may be required. A finished mortar bed thickness of 3/32" to 1/8" is required.

TYPICAL PHYSICAL PROPERTIES

Open Time at 70°F (21.1°C)	20-30 minutes
Adjustment Time at 70°F (21.1°C)	10 minutes
Pot Life at 70°F (21.1°C)	2 hours
Initial Set at 70°F (21.1°C)	6-8 hours
Final Set at 70°F (21.1°C)	8-10 hours

Exceeds ANSI A118.4 requirements





28 Day Shear Strengths:

Porcelain Tile	250 psi (ANSI REQ 200)
Glazed Wall Tile	300 psi (ANSI REQ 300)
28 Day Compressive Strength	3200 psi

All numbers represent minimum test results.

This supersedes and replaces in its entirety all previously published versions of this document. T3316 (Last revised on 02.21.18)

RECOMMENDED TROWELS FOR MAXIMUM PERFORMANCE

Coverage 85-100 ft ²	Coverage 70-80 ft ²	Coverage 50-60 ft ²	Coverage 30-35 ft ²
 3/16" X 5/32" V-Notch	 1/4" X 1/4" Square-Notch	 1/4" X 3/8" Square-Notch	 1/2" X 1/2" Square-Notch

Trowel size is suggested to maximize mortar transfer/coverage. Periodically check coverage during installation. Uneven substrate may require the use of either a leveling/patching material, or larger notched trowel for proper mortar coverage.

CLEAN-UP

Clean all tools and equipment immediately with soap and water. Do not allow material to dry on surface of tile.

CURING

Keep all foot traffic off the installation until tile is firmly set (approximately 12 hours). Set times are dependent upon temperature, humidity, porosity of substrate and tile size.

GROUTING

Depending on ambient air, slab and material temperatures, grouting can generally begin after 12 hours with most Bostik grouting systems. Allow 48 hours before grouting with any Bostik EzPoxy™ or any 100% solids epoxy grout. Allow 24-48 hours before grouting with Bostik pre-mixed grouts.

LIMITATIONS

- Do not apply over plywood, oriented strand board (OSB), particleboard, masonite, luan or wood substrates.
- Do not use for installing moisture sensitive stones (i.e. green marble) or resin backed stone.
- If the substrate has deflection, an admixture is required. For substrates with a deflection of L/240 use Flex-A-Lastic®. For substrates with a deflection of L/360 use 425™ Multi-purpose Acrylic Latex Admixture.
- Natural stone such as marble, limestone and travertine may not tolerate deflection in excess of L/720. Refer to the Marble Institute of America Design Manual for details on specific types of stone.
- Do not apply over Bostik UltraSet® Advanced or Black-Top™ unless the mortar is mixed with undiluted Bostik 425™ Multi-Purpose Acrylic Latex Admixture.
- Do not use where hydrostatic pressure can occur.
- Bostik Porcelain-Mate™ must be mixed with Bostik 425™ Multi-Purpose Acrylic Latex Admixture in exterior applications where freeze-thaw resistance is needed.

PACKAGING

50 lb. bag, white and gray formulations.

DANGER

CORROSIVE WHEN WET. MAY CAUSE BURNS. IRRITATING TO SKIN, EYES AND RESPIRATORY TRACT. MAY CAUSE CANCER. Do not breathe dust. Do not get in eyes, on skin or on clothing. Do not swallow. Handle with care. Use only in a well-ventilated area or wear a mask. Wear protective clothing including gloves during handling. Wash thoroughly after handling. Store bag in a cool, dry area. Do not reuse bag.

KEEP OUT OF REACH OF CHILDREN

FIRST AID TREATMENT

Contains Portland Cement, Gypsum and Quartz Silica. If in eyes or on skin, rinse with water for at least 15 minutes. If on clothes, remove clothing. If breathed in, move person to fresh air. If swallowed, call a Poison Control Center or doctor immediately. Do not induce vomiting.

SEE SAFETY DATA SHEET

CHEMICAL EMERGENCY: 800-424-9300 (USA),
703-527-3887 (International)

MEDICAL EMERGENCY: 866-767-5089

STORAGE/SHELF LIFE

Store in a clean, dry area, off the ground on a pallet, not affected by freezing or hot temperatures. Shelf life is one year from date of manufacturing in unopened bags.

VOC

0 g/L (as calculated per SCAQMD 1168).

LIMITED WARRANTY

Limited Warranty found at www.bostik.com/us or call 800.726.7845. TO THE MAXIMUM EXTENT ALLOWED BY LAW, BOSTIK DISCLAIMS ALL OTHER EXPRESS OR IMPLIED WARRANTIES, INCLUDING WITHOUT LIMITATION WARRANTIES OF MERCHANTABILITY AND FITNESS FOR A PARTICULAR PURPOSE. UNLESS OTHERWISE STATED IN THE LIMITED WARRANTY, THE SOLE REMEDY FOR BREACH OF WARRANTY IS REPLACEMENT OF THE PRODUCT OR REFUND OF THE BUYER'S PURCHASE PRICE. BOSTIK DISCLAIMS ANY LIABILITY FOR DIRECT, INCIDENTAL, CONSEQUENTIAL, OR SPECIAL DAMAGES TO THE MAXIMUM EXTENT ALLOWED BY LAW. DISCLAIMERS OF IMPLIED WARRANTIES MAY NOT BE APPLICABLE TO CERTAIN CLASSES OF BUYERS AND SOME STATES DO NOT ALLOW THE EXCLUSION OR LIMITATION OF INCIDENTAL OR CONSEQUENTIAL DAMAGES, SO THE ABOVE LIMITATIONS MAY NOT APPLY TO YOU. It is the buyer's obligation to test the suitability of the product for an intended use prior to using it. The Limited Warranty extends only to the original purchaser and is not transferable or assignable. Any claim for a defective product must be filed within 30 days of discovery of a problem, and must be submitted with written proof of purchase.

BOSTIK HOTLINE™

Smart help™
1-800-726-7845

Bostik, Inc.

11320 W. Watertown Plank Road
Wauwatosa, WI 53226

www.bostik.com/us

