



BRICKFORM

Decorative Concrete Products Guide

Contents

Texturing Products 4-29

Seamless Texture Skins	4-7
ProSERIES Introduction.....	8
Stone Patterns.....	9-12
Slate Patterns.....	13-15
Wood Patterns.....	16-17
Tile Patterns	18-19
Brick Patterns	20-21
Cobble & Fan Patterns	22-23
Border Patterns	24
Specialty Patterns.....	25
Form Liners	26-27
Concrete Dimensions	28
Stamping Accessories	29

Coloring Products 30-34

PC Colors	30
Ultra-M1x	30
Granular Pigments & Dispensing Systems.....	31
Solomon UltraFiber 500.....	31
Color Hardener	32
Antique-It	32
ARTesian Stain	33
Blush-Tone Acid Stain.....	33
Refresh	34
Pro-Dye Plus	34

Release & Antiquing Products 35

Antique Release	35
Liquid Release.....	35

Finishing Aids and Evaporation Retardants 36

DAY1	36
Evaporation Retarder	36

Exposed Aggregate 37

Select-Etch	37
-------------------	----

Surface Preparation & Maintenance 38

E-Etch.....	38
Neutra Clean	38
Strip-It.....	38
Premium Acrylic Floor Finish	38

Resurfacing Products 39-42

Cem-Coat	39
Stampable Overlay SC-60.....	40
SM Pro Plus.....	40
Stampable Overlay OL-60	41
SM Professional Grade	41
Micro-Topping	41
Vertical Mix	41
Overlay Liquid Colorant.....	42
Triple Seven Bond Coat	42
Design Tape.....	42
Liquid Polymer.....	42

Sealer Products 43-47

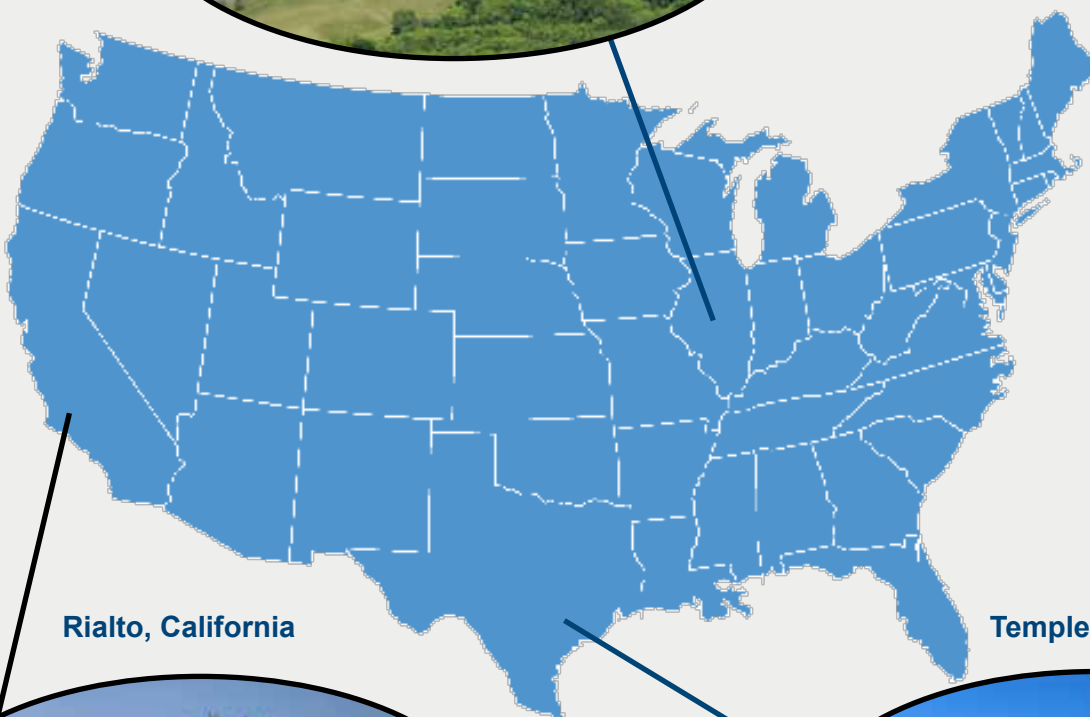
Gem-Cure & Seal	43
Gem-Cure & Seal WB	43
Gem-Seal	44
Poly-Seal	44
Safety-Seal	44
Gem-Guard SB.....	45
Stealth-Seal	45
UreMax WB	46
Poly-Astic.....	46
DecoPox	46
Tinta' Seal.....	46
Traction Grip	46
Matte-Magic.....	46
Sealer Properties Checklist	47

SwissMex Sprayers 48-49

Coverage Rates	50
----------------------	----



Springfield, Illinois



Rialto, California

Temple, Texas



Brickform was founded in 1971 during the early days of modern decorative concrete. With innovations such as urethane stamps and computer aided design, Brickform has long been at the forefront of the Decorative Concrete Industry. In 2008, Brickform was acquired by **Solomon Colors**, forming a strong family of brands focused on a singular goal: making concrete beautiful.

Brickform's core principals focus on providing high quality innovative products backed by fast, friendly and expert service. These same values are exhibited through our Sales staff, Technical Services team and Customer Service representatives on a daily basis.

Brickform works with our premier dealers nationwide to provide technical assistance, continuing education, hands-on training, and architectural guidance. The lifeline of our business is and always has been the concrete craftsman and distributor network loyal to the Solomon/Brickform Brand.

Thank you for your business.

Solomon/Brickform Team

SEAMLESS TEXTURE SKINS

Blue Stone Texture



FM-A-SET

- **FM-A2M2N** 24" X 24" square
- **FM-A3M2Y** 36" X 36" square
- **FM-A4M2Y** 48" X 48" square



Recommended Set: 4 - 48" x 48", 1 - 24" x 24"

Limestone Texture



FM-B-SET

- **FM-B2M2N** 24" X 24" square
- **FM-B3M2Y** 36" X 36" square
- **FM-B4M2Y** 48" X 48" square



Recommended Set: 4 - 48" X 48", 1 - 24" X 24"

Rough Stone Texture



FM-C-SET

- **FM-C2M2N** 24" X 24" square
- **FM-C3M2Y** 36" X 36" square
- **FM-C4M2Y** 48" X 48" square



Recommended Set: 4 - 48" X 48", 1 - 24" X 24"

Heavy Stone Texture



FM-D-SET

- **FM-D2M2N** 24" X 24" square
- **FM-D3M2Y** 36" X 36" square
- **FM-D4M2Y** 48" X 48" square



Recommended Set: 4 - 48" X 48", 1 - 24" X 24"

Sanded Slate Texture



FM-E-SET

- **FM-E2M2N** 24" X 24" square
- **FM-E3M2Y** 36" X 36" square
- **FM-E4M2Y** 48" X 48" square



Recommended Set: 4 - 48" X 48", 1 - 24" X 24"

Renaissance Slate Texture



FM-F-SET

- **FM-F2M2N** 24" X 24" square
- **FM-F3M2Y** 36" X 36" square
- **FM-F4M2Y** 48" X 48" square



Recommended Set: 4 - 48" X 48", 1 - 24" X 24"

Chiseled Slate Texture



FM-G-SET

- **FM-G2M2N** 24" X 24" square
- **FM-G3M2Y** 36" X 36" square
- **FM-G4M2Y** 48" X 48" square



Recommended Set: 4 - 48" X 48", 1 - 24" X 24"

Roman Sanded Slate Texture



FM-H-SET

- **FM-H2M2N** 24" X 24" square
- **FM-H3M2Y** 36" X 36" square
- **FM-H4M2Y** 48" X 48" square



Recommended Set: 4 - 48" X 48", 1 - 24" X 24"

SEAMLESS TEXTURE SKINS

Roman Smooth Slate Texture



FM-I-SET

- **FM-I2M2N** 24" X 24" square
- **FM-I3M2Y** 36" X 36" square
- **FM-I4M2Y** 48" X 48" square



Recommended Set: 4 - 48" X 48", 1 - 24" X 24"

Sierra Seamless Texture



FM-K-SET

- **FM-K2M2N** 24" X 24" square
- **FM-K3M2Y** 36" X 36" square
- **FM-K4M2Y** 48" X 48" square



Recommended Set: 4 - 48" X 48", 1 - 24" X 24"

Rocky Mountain Stone Texture



FM-L-SET

- **FM-L2M2N** 24" X 24" square
- **FM-L3M2Y** 36" X 36" square
- **FM-L4M2Y** 48" X 48" square



Recommended Set: 4 - 48" X 48", 1 - 24" X 24"

Smooth Slate Texture



FM-O-SET

- **FM-O2M2N** 24" X 24" square
- **FM-O3M2Y** 36" X 36" square
- **FM-O4M2Y** 48" X 48" square



Recommended Set: 4 - 48" X 48", 1 - 24" X 24"

Desert Slate Texture



FM-P-SET

- **FM-P2M2N** 24" X 24" square
- **FM-P3M2Y** 36" X 36" square
- **FM-P4M2Y** 48" X 48" square



Recommended Set: 4 - 48" X 48", 1 - 24" X 24"

Elk Mountain Texture



FM-Q-SET

- **FM-Q2M2N** 24" X 24" square
- **FM-Q3M2Y** 36" X 36" square
- **FM-Q4M2Y** 48" X 48" square



Recommended Set: 4 - 48" X 48", 1 - 24" X 24"

Regal Ashlar Slate



FM-S-SET

- **FM-S2M2N** 24" X 24" square
- **FM-S3M2Y** 36" X 36" square
- **FM-S4M2Y** 48" X 48" square



Recommended Set: 4 - 48" X 48", 1 - 24" X 24"

Super Slate




FM-V-SET

- **FM-V2M2N** 24" X 24" square
- **FM-V3M2Y** 36" X 36" square
- **FM-V4M2Y** 48" X 48" square



Recommended Set: 4 - 48" X 48", 1 - 24" X 24"

Introducing the PROSERIES Stamps — Utilizing the most up to date urethane technology the PROSERIES stamps will utilize the same molds as before but will offer a lighter, slightly more rigid stamp. The previous versions of the tools, TM and FM series, are still available through special order with lead times but the PROSERIES will be available in your local warehouse. The PROSERIES are perfect for beginners or for pros and are backed by the service & support you have come to know from the Brickform Brand. For additional information, and to view all Brickform Stamping tools and liners, visit www.brickform.com.




Up to 25% Lighter



Realistic Impressions



Thinner



Efficient Stamping




Stones of Athens



PD-400S-PRO

- Texture Skin: PD-405
- Touch-up Wheel: FM-6570
- Joint size $\frac{3}{8}$ "-1 $\frac{1}{2}$ " wide, $\frac{1}{2}$ " deep
- Stone sizes vary from 5" X 9" – 23" X 29"



Recommended Set: 8 Rigid, 2 Floppy, 1 Skin, 1 Touch-up wheel

Plaza Stone



FM-3625S-PRO

- Texture Skin: FM-S2M2N
- Touch-up Wheel: FM-6550
- Joint size $\frac{1}{2}$ " wide, $\frac{1}{2}$ " deep
- Stone sizes 24" X 48"




Recommended Set: 9 Rigid, 2 Floppy, 1 Skin, 1 Touch-up wheel

Hammered Sofia Stone



PD-300S-PRO

- Texture Skin: PD-315
- Touch-up Wheel: FM-6550
- Joint size $\frac{1}{4}$ " wide, $\frac{1}{4}$ " deep
- Stone sizes 24" X 12"



Recommended Set: 8 Rigid, 2 Floppy, 1 Skin, 1 Touch-up wheel


STONE PATTERNS

Castle Stone



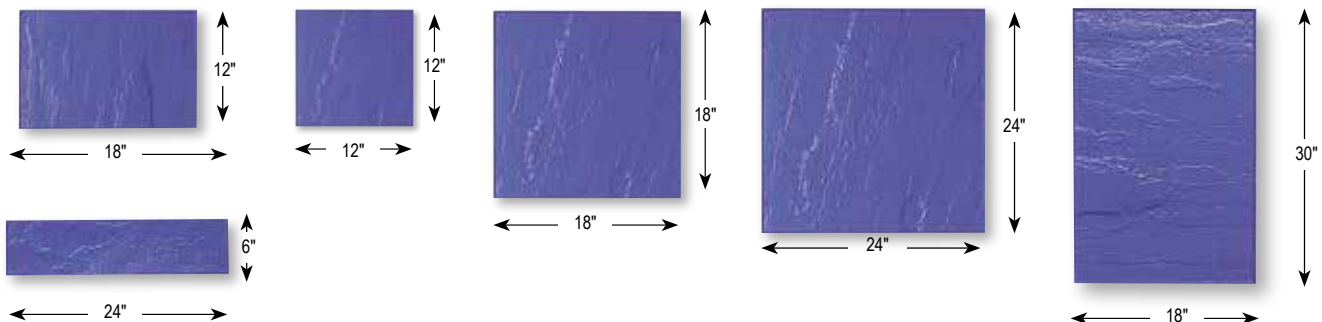
TM-1300S-PRO

- Texture Skin: FM-J2M2N
- Touch-up Wheel: FM-6550
- Joint size $\frac{3}{8}$ " - $\frac{5}{8}$ " wide, $\frac{3}{8}$ " deep
- Stone sizes vary from 9" X 21" - 12" X 25"



Recommended Set: 8 Rigid, 2 Floppy, 1 Skin, 1 Touch-up wheel

Yorkstone




Tuscany Stone



FM-1775S-PRO

- Texture Skin: FM-K2M2N
- Touch-up Wheel: FM-6550
- Joint size $\frac{1}{4}$ " wide, $\frac{3}{16}$ " deep
- Stone sizes vary from 4" X 8" - 4" X 10"



Recommended Set: 9 Rigid, 2 Floppy, 1 Skin, 1 Touch-up wheel

FM-3175S-PRO

- Texture Skin: FM-A2M2N
- Touch-up Wheel: FM-6550
- Joint size $\frac{1}{4}$ " wide, $\frac{1}{4}$ " deep

Set Includes:

- 1 ea Blue all sizes
- 1 ea Red all sizes
- 1 ea 24" X 24" Texture Skin
- 1 ea Touch-up Wheel


Random Stone



FM-700S-PRO

- Texture Skin: FM-P2M2N
- Touch-up Wheel: FM-6520
- Joint size $\frac{1}{4}$ " - $\frac{3}{4}$ " wide, $\frac{3}{8}$ " deep
- Stone size vary from 7" X 11" - 10" X 15"

Recommended Set: 12 Rigid, 2 Floppy, 1 Skin, 1 Touch-up wheel

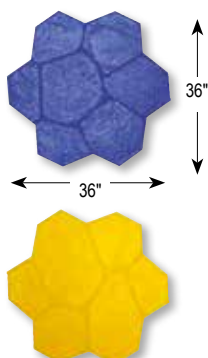


Large Random Stone



FM-750S-PRO

- Texture Skin: FM-K2M2N
- Touch-up Wheel: FM-6530
- Joint size $\frac{1}{2}$ " - 1" wide, $\frac{3}{8}$ " deep
- Stone size vary from 7" X 14" - 13" X 20"




Recommended Set: 10 Rigid, 2 Floppy, 1 Skin, 1 Touch-up wheel

Patio Stone



FM-1295S-PRO

- Texture Skin: FM-R2M2N
- Touch-up Wheel: FM-6570
- Joint size $\frac{1}{2}$ " - 2 $\frac{1}{2}$ " wide
- Stone sizes vary from 7" X 14" - 13" X 20"



Recommended Set: 9 Rigid, 2 Floppy, 1 Skin, 1 Touch-up wheel


STONE PATTERNS

Mesa Random Stone



TM-500S-PRO

- Texture Skin: FM-K2M2N
- Touch-up Wheel: FM-6560
- Joint size $\frac{1}{4}$ " - $\frac{3}{8}$ " wide, $\frac{3}{8}$ " deep
- Stone size vary from 26" X 40"



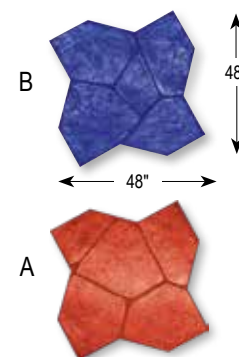
Recommended Set: 8 Rigid, 2 Floppy, 1 Skin, 1 Touch-up wheel

Flagstone



TM-700S-PRO

- Texture Skin: FM-P2M2N
- Touch-up Wheel: FM-6570
- Joint size $\frac{5}{8}$ " - $1\frac{1}{2}$ " wide, $\frac{1}{4}$ " deep
- Stone size vary from 11" X 21" - 17" X 22"



Recommended Set: 8 Rigid, 2 Floppy, 1 Skin, 1 Touch-up wheel

Verona Stone



TM-1500S-PRO

- Texture Skin: FM-A2M2N
- Touch-up Wheel: FM-6520/ FM-6530
- Joint size $\frac{1}{4}$ " - $\frac{1}{2}$ " wide, $\frac{1}{4}$ " deep
- Stone sizes vary from 13" X 21" - 19" X 31"



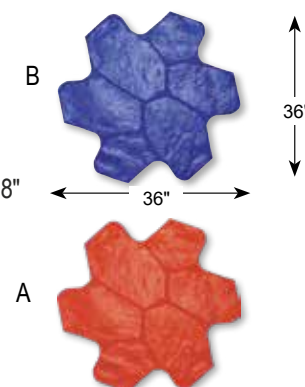
Recommended Set: 6 Rigid, 2 Floppy, 1 Skin, 1 Touch-up wheel

Rounded Random Stone



TM-200S-PRO

- Texture Skin: FM-P2M2N
- Touch-up Wheel: FM-6570
- Joint Size $\frac{1}{4}$ " - $\frac{7}{8}$ " wide, $\frac{1}{2}$ " deep
- Stone Sizes vary from 9" X 12" - 11" X 18"




Recommended Set: 10 Rigid, 2 Floppy, 1 Skin, 1 Touch-up wheel

Fractured Cyprus Slate



PD-600S-PRO

- Texture Skin: PD-605
- Touch-up Wheel: FM-6520
- Joint size $\frac{3}{8}$ " - $\frac{1}{4}$ " wide, $\frac{1}{4}$ " deep
- Stone sizes vary from 9" X 9" – 16" X 26"



Recommended Set: 8 Rigid, 2 Floppy, 1 Skin, 1 Touch-up wheel

Rough Cut Ashlar



FM-100S-PRO

- Texture Skin: FM-K2M2N
- Touch-up Wheel: FM-6520
- Grout $\frac{1}{4}$ " - $\frac{3}{8}$ " wide, $\frac{1}{4}$ " deep
- Stone sizes vary from 7" X 15" - 6" X 21"




Recommended Set: 12 Rigid, 2 Floppy, 1 Skin, 1 Touch-up wheel

36" Ashlar Cut Slate



FM-3120S-PRO

- Texture Skin: FM-E2M2N
- Touch-up Wheel: FM-6550
- Joint size $\frac{3}{8}$ " - $\frac{3}{4}$ " wide, $\frac{3}{8}$ " deep
- Stone sizes vary from 12" X 12" – 24" X 24"



Recommended Set: 9 Rigid, 2 Floppy, 1 Skin, 1 Touch-up wheel

SLATE PATTERNS

Ashlar Cut Slate



FM-3125S-PRO

- Texture Skin: FM-P2M2N
- Touch-up Wheel: FM-6550
- Joint size $\frac{1}{8}$ " - $\frac{1}{4}$ " wide, $\frac{5}{8}$ " deep
- Stone sizes vary from 5" X 10" - 7" X 21"



Recommended Set: 12 Rigid, 2 Floppy, 1 Skin, 1 Touch-up wheel

Large Ashlar Cut Slate



FM-3150S-PRO

- Texture Skin: FM-O2M2N
- Touch-up Wheel: FM-6550
- Joint size $\frac{3}{8}$ " - $\frac{5}{8}$ " wide, $\frac{1}{2}$ " deep
- Stone sizes vary from 10" X 16" - 12" X 28"




Recommended Set: 9 Rigid, 2 Floppy, 1 Skin, 1 Touch-up wheel

American Ashlar Slate



FM-3160S-PRO

- Texture Skin: FM-R2M2N
- Touch-up Wheel: FM-6510
- Joint size $\frac{1}{2}$ " wide, $\frac{1}{2}$ " deep
- Stone sizes vary from 4.5" X 5.5" - 17" X 15.5"



Recommended Set: 8 Rigid, 2 Floppy, 1 Skin, 1 Touch-up wheel

Bluestone Ashlar



TM-100S-PRO

- Texture Skin: FM-A2M2N
- Touch-up Wheel: FM-6550
- Joint size $\frac{3}{8}$ " - $\frac{3}{4}$ " wide, $\frac{3}{8}$ " deep
- Stone sizes vary from 10" X 24" - 11" X 21"




Recommended Set: 9 Rigid, 2 Floppy, 1 Skin, 1 Touch-up wheel

Grand Ashlar



FM-3675S-PRO

- Texture Skin: FM-G2M2N
- Touch-up Wheel: FM-6550
- Joint size $\frac{1}{8}$ " - $\frac{3}{8}$ " wide, $\frac{3}{8}$ " deep
- Stone sizes vary from 6"-15" wide, 6"-22" long



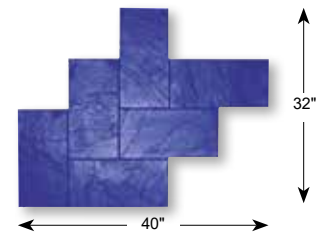
Recommended Set: 9 Rigid, 2 Floppy, 1 Skin, 1 Touch-up wheel

Herringbone Slate



FM-3550S-PRO

- Texture Skin: FM-P2M2N
- Touch-up Wheel: FM-6550
- Joint size $\frac{1}{8}$ " - $\frac{3}{8}$ " wide, $\frac{3}{8}$ " deep
- Stone size 8" X 16"



Recommended Set: 9 Rigid, 2 Floppy, 1 Skin, 1 Touch-up wheel

Walkway Slate



FM-3400S-PRO

- Texture Skin: FM-P2M2N
- Touch-up Wheel: FM-6550
- Joint size $\frac{1}{2}$ " - $\frac{5}{8}$ " wide, $\frac{1}{2}$ " deep
- Stone size 12" X 18" - 18" X 18" - 18" X 24"



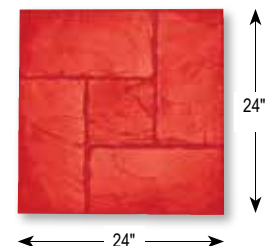
Recommended Set: 9 Rigid, 2 Floppy, 1 Skin, 1 Touch-up wheel

California Weave



FM-3500S-PRO

- Texture Skin: FM-O2M2N
- Touch-up Wheel: FM-6550
- Joint size $\frac{3}{8}$ " - $\frac{3}{4}$ " wide, $\frac{1}{2}$ " deep
- Stone sizes 8" X 8" and 8" X 16"



Recommended Set: 12 Rigid, 2 Floppy, 1 Skin, 1 Touch-up wheel

WOOD PATTERNS

Ozark Barnwood



FM-8040S-PRO

- Texture Skin: FM-8040FE, FM-8041FE (w/ grout lines)
- Touch-up Wheel: FM-6550
- Surrounding joint $\frac{1}{8}$ "

Set Includes:

- 2 ea 4.5' X 7" Yellow
- 1 ea 4' X 14" Blue & Red
- 1 ea 5' X 14" Blue & Red
- 1 ea 6' X 14" Blue & Red
- 2 ea 4' X 14" Floppy Red
- 1 ea 2' X 14" Texture Skin
- 1 ea 2' X 14" Texture Skin w/ grout lines
- 1 ea Touch-up Wheel



12" Wood Plank



FM-8000S-PRO

- Texture Skin: FM-8000FE
- Touch-up Wheel: FM-6550
- Surrounding Joint $\frac{1}{8}$ "

Set Includes:

- 1 ea 2' X 12" Blue
- 2 ea 3' X 12" Blue
- 2 ea 4' X 12" Blue
- 2 ea 6' X 12" Blue
- 2 ea 2' X 12" Floppy Blue
- 1 ea Ex Small Texture Skin
- 1 ea Touch-up Wheel



Cedar Wood Plank




FM-8010S-PRO

- Texture Skin: FM-8010FE
- Touch-up Wheel: FM-6550
- Surrounding Joint $\frac{1}{8}$ "

Set Includes:

- 1 ea 2' X 11.5" Blue
- 2 ea 3' X 11.5" Blue
- 2 ea 4' X 11.5" Blue
- 2 ea 6' X 11.5" Blue
- 2 ea 2' X 11.5" Floppy Blue
- 1 ea Ex Small Texture Skin
- 1 ea Touch-up Wheel




Classic Wood



FM-8700S-PRO

- Texture Skin: FM-8700FE
- Touch-up Wheel: FM-6550
- Joint size $\frac{1}{8}$ " wide, $\frac{3}{16}$ " deep
- Plank sizes vary from 6" X 23" - 6" X 71"




Recommended Set: 5 Rigid, 1 Floppy, 1 Skin, 1 Touch-up wheel

8" Weathered Wood



PRO-8750S-PRO

- Texture Skin: FM-8000FE
- Touch-up Wheel: FM-6550
- Joint size $\frac{1}{8}$ " - $\frac{1}{4}$ "
- Plank size 7" X 24" - 7" X 60"



Recommended Set: 6 Rigid, 1 Floppy, 1 Skin, 1 Touch-up wheel

Bridges of Madison County Set



FM-8020S-PRO

- Texture Skin: FM-8000FE
- Touch-up Wheel: FM-6550
- Surrounding Joint $\frac{1}{4}$ "

Set Includes:

- 2 ea 4' X 15" Blue
- 2 ea 6' X 15" Blue
- 3 ea 8' X 15" Blue
- 2 ea 4' X 15" Floppy Blue
- 1 ea Ex Small Texture Skin
- 1 ea Touch-up Wheel



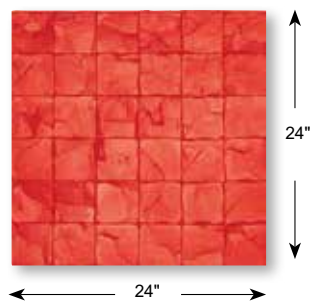
TILE PATTERNS

4" x 4" Slate Sets



FM-200S-PRO

- Texture Skin: FM-O2M2N
- Touch-up Wheel: FM-6550
- Joint size $\frac{1}{16}$ " - $\frac{1}{8}$ " wide
- Stone size 4" square




Recommended Set: 12 Rigid, 2 Floppy, 1 Skin, 1 Touch-up wheel

6" x 6" Granite Sets



FM-250S-PRO

- Texture Skin: FM-K2M2N
- Touch-up Wheel: FM-6550
- Joint size $\frac{3}{8}$ " - $\frac{1}{2}$ " wide, $\frac{1}{4}$ " deep
- Stone size 6" square




Recommended Set: 12 Rigid, 2 Floppy, 1 Skin, 1 Touch-up wheel

16" x 16" Slate



TM-300S-PRO

- Texture Skin: FM-E2M2N
- Touch-up Wheel: FM-6550
- Joint size $\frac{1}{2}$ " - $\frac{5}{8}$ " wide, $\frac{1}{4}$ " deep
- Stone size 16" square




Recommended Set: 8 Rigid, 2 Floppy, 1 Skin, 1 Touch-up wheel

18" x 18" Slate



TM-1620S-PRO

- Texture Skin: FM-O2M2N
- Touch-up Wheel: FM-6550
- Joint size $\frac{1}{2}$ " - $\frac{5}{8}$ " wide, $\frac{3}{16}$ " deep
- Stone size 18" square



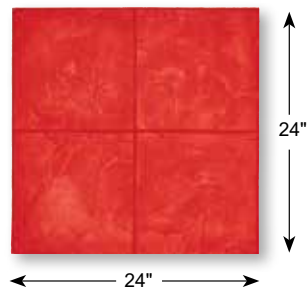
Recommended Set: 6 Rigid, 2 Floppy, 1 Skin, 1 Touch-up wheel

12" x 12" Cut Stone



FM-300S-PRO

- Texture Skin: FM-P2M2N
- Touch-up Wheel: FM-6550
- Joint size $\frac{1}{4}$ " - $\frac{3}{4}$ " wide, $\frac{3}{8}$ " deep
- Stone size 12" square



Recommended Set: 12 Rigid, 2 Floppy, 1 Skin, 1 Touch-up wheel

12" x 12" Slate Tile-Butt Joint



TM-900S-PRO

- Texture Skin: FM-O2M2N
- Touch-up Wheel: FM-6550
- Stone size 12" square



Recommended Set: 8 Rigid, 2 Floppy, 1 Skin, 1 Touch-up wheel

24" x 24" Slate



FM-3200S-PRO

- Texture Skin: FM-E2M2N
- Touch-up Wheel: FM-6550
- Joint size $\frac{1}{2}$ " wide, $\frac{1}{4}$ " deep




Recommended Set: 12 Rigid, 2 Floppy, 1 Skin, 1 Touch-up wheel

24" x 24" Yucatan Stone



FM-1100S-PRO

- Texture Skin: FM-J2M2N
- Touch-up Wheel: FM-6550
- Joint size $\frac{1}{4}$ " wide, $\frac{1}{4}$ " deep



Recommended Set: 12 Rigid, 2 Floppy, 1 Skin, 1 Touch-up wheel

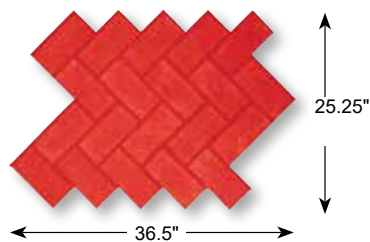
BRICK PATTERNS

Herringbone New Brick Fine



FM-5050S-PRO

- Texture Skin: FM-9400FE
- Touch-up Wheel: FM-6540
- Joint size $\frac{3}{8}$ " - $\frac{1}{2}$ " wide, $\frac{1}{4}$ " deep
- Brick size $3\frac{3}{4}$ " wide, $7\frac{3}{4}$ " long



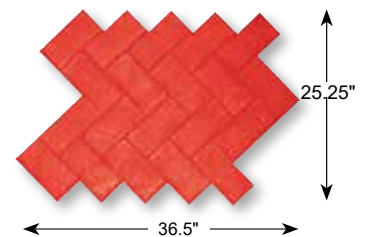
Recommended Set: 9 Rigid, 2 Floppy, 1 Skin, 1 Touch-up wheel

Herringbone New Brick Sanded



FM-5900S-PRO

- Texture Skin: FM-9400FE
- Touch-up Wheel: FM-6540
- Joint size $\frac{3}{8}$ " - $\frac{1}{2}$ " wide, $\frac{1}{4}$ " deep
- Brick size $3\frac{5}{8}$ " wide, $7\frac{3}{4}$ " long



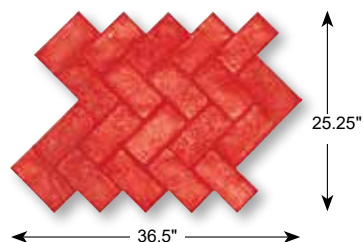
Recommended Set: 9 Rigid, 2 Floppy, 1 Skin, 1 Touch-up wheel

Herringbone Used Brick



FM-5000S-PRO

- Texture Skin: FM-9450FE
- Touch-up Wheel: FM-6540
- Joint size $\frac{1}{4}$ " - $\frac{1}{2}$ " wide, $\frac{1}{4}$ " deep
- Brick size $3\frac{3}{4}$ " wide, $7\frac{1}{2}$ " long




Recommended Set: 9 Rigid, 2 Floppy, 1 Skin, 1 Touch-up wheel

New England Basket Weave



FM-3600S-PRO

- Texture Skin: FM-O2M2N
- Touch-up Wheel: FM-6550
- Joint size $\frac{1}{4}$ " - $\frac{5}{8}$ " wide, $\frac{3}{8}$ " deep
- Stone size 6" x 12"




Recommended Set: 9 Rigid, 2 Floppy, 1 Skin, 1 Touch-up wheel

Running Bond Used Brick



FM-5100S-PRO

- Texture Skin: FM-9450FE
- Touch-up Wheel: FM-6540
- Joint Size $\frac{3}{8}$ " - $\frac{1}{2}$ " wide, $\frac{1}{4}$ " deep
- Brick Size $3\frac{1}{2}$ " wide, $7\frac{1}{2}$ " long




Recommended Set: 9 Rigid, 2 Floppy, 1 Skin, 1 Touch-up wheel

Running Bond New Brick



FM-5150S-PRO

- Texture Skin: FM-9400FE
- Touch-up Wheel: FM-6560
- Joint Size $\frac{1}{2}$ " - $\frac{3}{4}$ " wide, $\frac{1}{4}$ " deep
- Brick Size $3\frac{1}{2}$ " wide, $7\frac{1}{2}$ " deep




Recommended Set: 9 Rigid, 2 Floppy, 1 Skin, 1 Touch-up wheel

Basket Weave Used Brick



FM-5200S-PRO

- Texture Skin: FM-9450FE
- Touch-up Wheel: FM-6510
- Joint Size $\frac{1}{8}$ " - $\frac{1}{4}$ " wide, $\frac{3}{8}$ " deep
- Brick Size $3\frac{3}{4}$ " wide, $7\frac{3}{8}$ " deep




Recommended Set: 9 Rigid, 2 Floppy, 1 Skin, 1 Touch-up wheel

Basket Weave New Brick



FM-5250S-PRO

- Texture Skin: FM-9400FE
- Touch-up Wheel: FM-6570
- Joint Size $\frac{3}{8}$ " - $\frac{1}{2}$ " wide, $\frac{1}{4}$ " deep
- Brick Size $3\frac{5}{8}$ " wide, $7\frac{3}{4}$ " deep



Recommended Set: 9 Rigid, 2 Floppy, 1 Skin, 1 Touch-up wheel

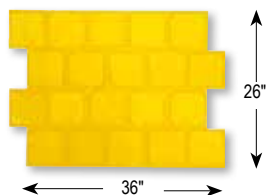
COBBLE & FAN PATTERNS

6" x 6" Edinburgh Cobble



FM-520S-PRO

- Texture Skin: FM-K2M2N
- Touch-up Wheel: FM-6570
- Joint size $\frac{1}{2}$ " - $\frac{3}{4}$ " wide, $\frac{1}{2}$ " deep
- Stone sizes vary from 5" X 6"




Recommended Set: 9 Rigid, 2 Floppy, 1 Skin, 1 Touch-up wheel

Cheshire Cobble



FM-525S-PRO

- Texture Skin: FM-Q2M2N
- Touch-up Wheel: FM-6520/6560
- Joint size $\frac{1}{4}$ " - $\frac{3}{4}$ " wide, $\frac{3}{8}$ " deep
- Stone sizes vary from 4" X 5" - 5" X 9"




Recommended Set: 8 Rigid, 2 Floppy, 1 Skin, 1 Touch-up wheel

London Cobble



FM-540S-PRO

- Texture Skin: FM-P2M2N
- Touch-up Wheel: FM-6550
- Joint $\frac{1}{8}$ " - $\frac{1}{4}$ " wide, $\frac{1}{4}$ " deep
- Stone sizes vary from 5" X 6" - 6" X 8"



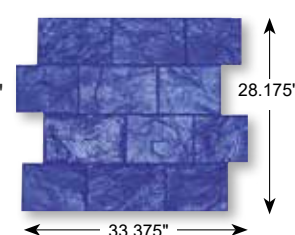
Recommended Set: 12 Rigid, 2 Floppy, 1 Skin, 1 Touch-up wheel

Large Cobble



FM-580S-PRO

- Texture Skin: FM-K2M2N
- Touch-up Wheel: FM-6550
- Joint width $\frac{1}{4}$ " - $\frac{1}{2}$ ", depth $\frac{3}{8}$ "
- Stone sizes vary from 6" X 7" - 7" X 11"



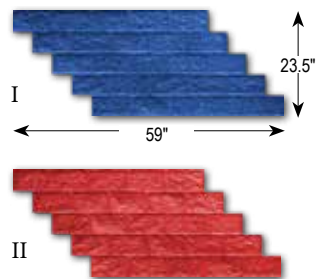
Recommended Set: 9 Rigid, 2 Floppy, 1 Skin, 1 Touch-up wheel

Yorkshire Cobble



PD-100S-PRO

- Texture Skin: PD-125
- Touch-up Wheel: FM-6570
- Joint size $\frac{1}{8}$ " – $\frac{1}{4}$ " wide, $\frac{1}{4}$ " deep
- Stone size 4" X 8"




Recommended Set: 6 Rigid, 2 Floppy, 1 Skin, 1 Touch-up wheel

European Fan



FM-650S-PRO

- Texture Skin: FM-O2M2N
- Touch-up Wheel: FM-6510
- Joint size $\frac{1}{8}$ " – $\frac{1}{4}$ " wide, $\frac{3}{8}$ " deep
- Stone sizes vary from 3" x 5" – 4" x 7"



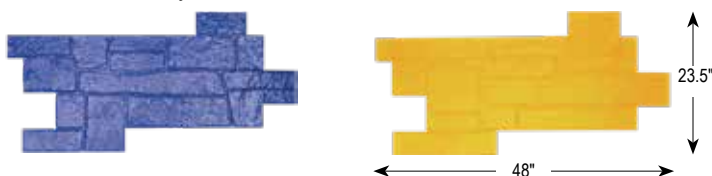
Recommended Set: 8 Rigid, 2 Floppy, 1 Skin, 1 Touch-up wheel

Roman Cobble



FM-1465S-PRO

- Texture Skin: FM-Q2M2N
- Touch-up Wheel: FM-6550
- Joint size $\frac{1}{8}$ " – $\frac{1}{2}$ " wide, $\frac{1}{16}$ " – $\frac{3}{8}$ " deep
- Stone sizes vary from 3 $\frac{1}{2}$ " X 5 $\frac{1}{2}$ " – 22 $\frac{1}{2}$ " X 5 $\frac{1}{2}$ "



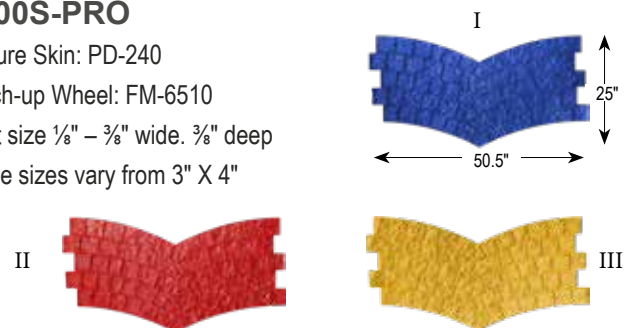
Recommended Set: 8 Rigid, 2 Floppy, 1 Skin, 1 Touch-up wheel

Pavimento of Paris



PD-200S-PRO


- Texture Skin: PD-240
- Touch-up Wheel: FM-6510
- Joint size $\frac{1}{8}$ " – $\frac{3}{8}$ " wide, $\frac{3}{8}$ " deep
- Stone sizes vary from 3" X 4"



Recommended Set: 8 Rigid, 2 Floppy, 1 Skin, 1 Touch-up wheel




Slate Border



TM-1010B-PRO

- Texture Skin: FM-D2M2N
- Touch-up Wheel: FM-6520
- Joint size $\frac{1}{4}$ " – $\frac{5}{8}$ " wide, $\frac{3}{8}$ " deep
- Stone size $9\frac{3}{4}$ " wide, $15\frac{1}{4}$ " long


London Cobble Strip



FM-560B-PRO

- Texture Skin: FM-P2M2N
- Touch-up Wheel: FM-6550
- Joint width $\frac{1}{8}$ " – $\frac{1}{4}$ ", depth $\frac{1}{4}$ "
- Stone size $5\frac{1}{2}$ " – $5\frac{3}{4}$ " wide, $5\frac{1}{4}$ " – 8" long


Tile Border



TM-1020B-PRO

- Texture Skin: FM-9400FE
- Touch-up Wheel: FM-6520
- Joint size $\frac{1}{4}$ " wide, $\frac{1}{4}$ " deep
- Tile size 5" square, 4" square, $2\frac{1}{2}$ X 5"


12" x 12" Slate Border



FM-3300R-PRO

- Texture Skin: FM-O2M2N
- Touch-up Wheel: FM-6550
- Joint size $\frac{3}{8}$ " wide, $\frac{1}{8}$ " deep

4" x 8" Cut Stone Border



FM-1225R-PRO

- Texture Skin: FM-O2M2N
- Touch-up Wheel: FM-6520
- Joint size $\frac{3}{8}$ " wide, $\frac{1}{4}$ " deep
- Stone size 4" wide, 8" long

Used Brick Runner



FM-5600B-PRO

- Texture Skin: FM-9450FE
- Touch-up Wheel: FM-6540
- Joint size $\frac{3}{8}$ " wide, $\frac{1}{4}$ " deep
- Stone size $3\frac{5}{8}$ " wide, $7\frac{3}{4}$ " long


4" x 8" New Brick Border



FM-5325R-PRO

- Texture Skin: FM-9400FE
- Touch-up Wheel: FM-6540
- Joint size $\frac{3}{8}$ " – $\frac{1}{2}$ " wide, $\frac{1}{4}$ " deep
- Stone size $3\frac{1}{2}$ " wide, $7\frac{1}{2}$ " long

Single New Brick



FM-5550R-PRO

- Texture Skin: FM-9400FE
- Touch-up Wheel: FM-6540
- Joint size $\frac{3}{8}$ " wide, $\frac{1}{4}$ " deep
- Stone size $3\frac{5}{8}$ " wide, $7\frac{5}{8}$ " long




Compass Rose



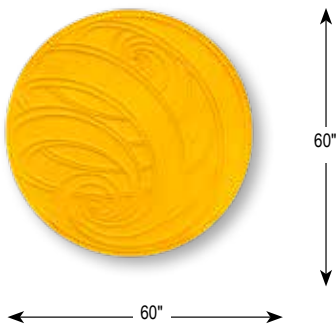
FM-2490Y-PRO

- Joint size $\frac{3}{8}$ " outer, $\frac{1}{4}$ " inner, $\frac{1}{2}$ " deep
- Touch-up Wheel: FM-6520



FM-2491Y-PRO

- Joint size $\frac{3}{8}$ " outer, $\frac{1}{2}$ " inner, $\frac{1}{4}$ " deep
- Touch-up Wheel: FM-6520



Maelstrom Medallion

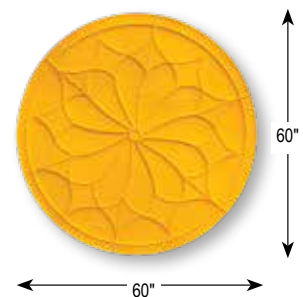


Lotus Blossom



FM-2492Y-PRO

- Joint size $\frac{3}{8}$ " wide, $\frac{3}{8}$ " - $\frac{1}{2}$ " deep
- Touch-up Wheel: FM-6520



Chiseled Face 2" Cantilever Step Liner



SL-521A


7.125" X 8'

The Cantilever form liner is perfect for concrete stairs, porches and slabs. This innovative liner has a rough, natural stone face with a dramatic cantilever that provides a unique cantilevered look replicating a natural piece of stone. The Cantilevered liner is uniquely designed to strip the same day if desired but can also stay in place for next-day stripping.

- Lightweight
- Flexible
- Easy to install
- Durable and reusable

SL-522A

Corner Piece



- Ultra-thin
- Super flexible for creating organic shapes
- Available in slate, stone and wood textures
- Sized to dimensional lumber
- Approximately 1/2" thick

Slim-Strip Step Liners

SL-600A 6" Stone Slim Strip

Actual Size: 5.5" X 8'

SL-615A 4" Stone Slim Strip

Actual Size: 3.5" X 8'

SL-625A 8" Stone Slim Strip

Actual Size: 7.25" X 8'

SL-650A 6" Slate Slim Strip

Actual Size: 5.5" X 8'

SL-665A 4" Slate Slim Strip


Actual Size: 3.5" X 8'

SL-675A 8" Slate Slim Strip

Actual Size: 7.25" X 8'

SL-680A 8" Wood Grain Slim Strip

Actual Size: 7.25" X 8'



Lightweight Dimensional Step Liners

SL-500A Stone Step Liner

Actual Size: 7.25" X 6'


SL-530A Stone Step Liner

Actual Size: 3.5" X 6'

SL-525A Stone Step Liner

Actual Size: 5.5" X 6'

- Sized to dimensional lumber
- Thin, approximately 1 1/2" thick
- Attach to forms
- Flexible for creating organic shapes



SL-350 45° 24" Step Liner

Actual Size: 6" X 26.375"

SL-450 45° 16" Step Liner

Actual Size: 6" X 18.375"

SL-100 48" Step Liner

Actual Size: 6" X 48"

SL-200 72" Step Liner


Actual Size: 6" X 72"

Original Form Liner



45° Angle Corner Step Liner
(Two shown to form corner)

- A variety of standard sizes
- Easy pre-cut 45° joints available
- Superb detail
- Reusable
- Up to 2" of texture
- Deep Profile




CONCRETE DIMENSIONS

Concrete Dimensions revolutionize decorative concrete with reusable urethane stencils, elevating exposed aggregate, and flatwork finishes effortlessly. These versatile tools enhance designs, provide cost-effective alternatives to traditional methods, and increase customer satisfaction and earning potential for professionals.




Compass Rose Wide

CD-1001
48" X 48"



Compass Rose Narrow

CD-1000
48" X 48"



Celtic Knot

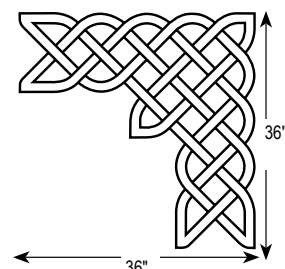
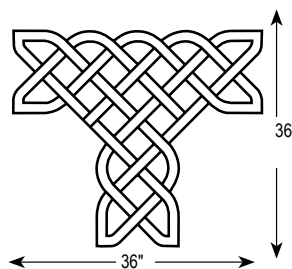

Celtic Knot Center Piece
CD-2004

Celtic Knot T-Piece
CD-2003


Celtic Knot Corner Piece
CD-2002

Basic Set,
21 Stencils
CD-2000S

- 12 ea Linear Border
- 4 ea Corner Pieces
- 4 ea T-Pieces
- 1 Center Piece



Celtic Knot Linear Border
CD-2001



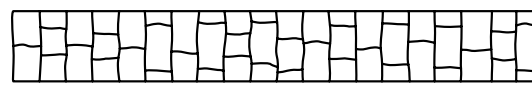
Random Stone Border

CD-5100
10' X 18"



Cobblestone Horizontal Border

CD-5601
10' X 16"



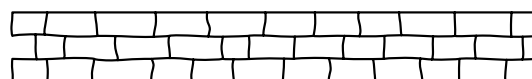
Double Brick Soldier Course

CD-5201
10' X 16"



Cobblestone Vertical Border

CD-5602
10' X 16"



Touch-up Wheels

Brickform Touch-up Wheels are part of the Brickform Texture Mat System and are designed to help installers create clean, crisp grout lines.

FM-6510	1/4" Round Joint
FM-6520	3/16" Flat Joint
FM-6530	3/8" Flat Joint
FM-6540	3/8" Sanded Joint
FM-6550	1/2" Wedge Joint
FM-6560	1/2" Flat Joint
FM-6570	1/2" Sanded Joint



Pounders

Brickform Aluminum Handle Pounders are designed with a flexible head that reduces fatigue on the neck and shoulders, while achieving optimum detail on the concrete surface.

FP-400	12" X 12"	15 Lbs
FP-500	15" X 15"	18 Lbs

- Light weight
- Detachable handle
- Flexible base



INTEGRAL COLOR


PC Colors



Powdered Integral Color

Brickform Powdered Color is a quality assured uniform blend of iron oxide pigment packaged in pre-measured repulpable paper bags that are added to the ready-mix truck at the batch plant or at the jobsite.

- 10 lb repulpable paper bags
- UV-resistant
- Meets ASTM C979
- 44 Standard colors



Powdered Color with Fiber

Brickform Ultra-M1x is a blend of iron oxide pigment and Solomon Color's UltraFiber 500, packaged in a pre-measured repulpable paper bag. Ultra-M1x offers a premium color system combined with the added benefit of UltraFiber 500 in the mix.

- One bag per cubic yard (6-sack)
- Fiber reinforced with UltraFiber 500
- Reduces plastic shrinkage cracking
- 20 premium colors



Ultra-M1x



Granular Pigments & Dispensing Systems

Solomon Colors/Brickform manufactures the highest quality granular pigment for your integral color needs. Granular colors are available through our extensive dealer network and your local Ready Mix plant. Colors are made with our Granular dispensing systems and enable our distributors to make hundreds of colors on demand.



Solomon UltraFiber 500®

Solomon UltraFiber 500® is cellulose fiber reinforcement for industrial, commercial, residential, and decorative applications. It also provides an excellent alternative to traditional secondary reinforcement – improving durability, impact resistance, shatter resistance, and freeze/thaw resistance without compromising appearance or finish ability.

- Improves hydration
- Reduces plastic shrinkage
- Improves freeze-thaw resistance
- Invisible, with no fuzz or balling



COLORING PRODUCTS

Color Hardener



Concrete Colorant and Hardener

Brickform Color Hardener is manufactured with the finest UV-resistant pigments and premium aggregates available. When properly applied and troweled into newly placed, fresh concrete, it forms a colored concrete surface that is resistant to weathering, wear, and normal abrasion.

- 90 to 120 ft² per 60 lb bucket
- 20 Standard colors
- Improves abrasion resistance
- Hardens the concrete surface



Antiquing Agent

Antique-It is a water-soluble antiquing agent designed to impart a secondary color or to highlight stamped concrete or textured overlays. Antique-It is easy to apply, dries fast, and provides a durable color that closely resembles the look of antique release powder. Use Antique-It on newly placed hardened concrete or to rejuvenate old unsealed stamped concrete.

- 2000 to 3000 ft² per 3 lb container
- Unlimited effects and color combinations
- Dust free application
- 20 Standard colors

Antique-It



ARTesian Stain®



Penetrating, Water-Based Stain

ARTesian stains are penetrating, water-based stains that produce unique color effects in finished cementitious surfaces, simulating the natural shadings and aged appearance of stone or masonry. ARTesian stain may be applied over smooth troweled or textured concrete, cement-based overlays, vertical or horizontal concrete and masonry surfaces.

- 250 to 300 ft² per gallon
- Acid free / Zero VOC
- Interior/exterior use
- 12 Standard colors
- 1 gallon bottles




Chemical Stain for Concrete

Brickform Blush-Tone Acid Stain reacts with minerals that exist in newly cured or existing concrete. It penetrates the very top layer of the concrete with color that will not chip, crack, or peel. The colors produced with captivating, multi-colored intensities that become a permanent part of the concrete.

- 200 to 300 ft² per gallon
- Variegated color
- 10 Standard colors
- 1 gallon bottles



Blush-Tone Acid Stain®



Refresh



Semi-Opaque Penetrating Stain

Brickform Refresh is a solvent-based, semi-opaque stain used to impart color on unsealed, porous concrete and masonry surfaces. Refresh is great for correcting surface discoloration, upgrading existing concrete, or blending together multiple pours of integrally colored concrete.

- 1000 to 1500 ft² per 5 gal. pail
- UV resistant
- Available in Brickform and Solomon integral colors
- Apply with acetone resistant sprayer



Penetrating Stain for Concrete

Pro-Dye Plus penetrates the surface of concrete, creating a translucent color that dries quickly and will not chip, crack, or peel. Pro-Dye Plus is packaged in liquid form to be mixed in proportion with acetone, alcohol or water. Pro-Dye Plus designed to work with the Lythic Polishing System for the coloring process in polishing floors and can also be used to touch-up floors stained with Brickform Blush-Tone Acid Stain.

- 200 to 600 ft² per mixed gallon
- Interior use only
- Use any Brickform spray-on sealer
- 16 Standard colors / 8 oz bottle



Pro-Dye Plus



Antique Release



Colored Powdered Bond-Breaker

Brickform Antique Release is a hydrophobic powder that imparts color while serving as a bond breaker for stamping. It is made from a finely ground formula that creates beautifully antiqued concrete surfaces. During the stamping process, Antique Release is pressed into the concrete surface, creating a secondary coloring effect once washed off and sealed.

- 800 to 1000 ft² per 30 lb. bucket.
- Fade-resistant
- 20 Standard colors



Colorless Liquid Bond-Breaker

Brickform Liquid Release is a colorless release agent formulated and recommended for use with Brickform texture mats or concrete stamping tools. Liquid Release forms a temporary barrier that prevents imprinting tools from sticking to the concrete surface during the stamping process. It is commonly used on interior applications in place of powdered release or where final projects require topical stains or coatings.

- 150 to 250 ft² per gal.
- Easy to apply
- Interior or exterior applications
- Minimizes wear on tools
- Clear liquid
- 1 gal. bottles, and 5 gal. pails



Liquid Release



FINISHING AIDS & EVAPORATION RETARDANTS

DAY1®



DAY1 makes finishing concrete flatwork easier and faster. Applied during floating and troweling, DAY1 increases cream and extends workability under adverse conditions such as high wind, heat, or low humidity. It eliminates the need to add water to the surface which can lead to premature surface failure. DAY1 does not alter the water to cement ratio and becomes a permanent part of the slab so there is no membrane or residue to remove.

- 250 to 500 ft² per gallon depending on jobsite conditions
- Extends work times by 15 to 30 minutes
- Increases abrasion & impact resistance
- Reduces the potential for efflorescence
- Minimizes the potential for checking, crazing, and scaling
- Improves curing and creates a less permeable surface
- 1 gal., 5 gal., 55 gal., and 264 gal. units



- 200-400 ft² per diluted gallon of concentrate
- Reduces wind crusting
- Reduces rate of moisture loss
- Minimizes plastic shrinkage cracking
- 1 gal. bottles, and 5 gal. buckets

Evaporation Retarder

Surface Evaporation Retardant

Evaporation Retardant is a water-based film that minimizes the evaporation of water from the surface of newly placed concrete, extending both workability and finishing time.

Select-Etch



Surface Retarder

Select-Etch makes exposed aggregate finishes easier and more consistent. It is typically applied to freshly placed concrete to prevent cement paste hardening and achieve more controlled exposed aggregate finishes. Unlike sugar-based retarders with uncertain levels of retardation, Select-Etch selectively slows the hydration process down to a controlled depth. Because Select-Etch provides a longer window before the surface paste must be removed, it allows underlying concrete to harden properly, locking in aggregate and reducing pop-outs. Select-Etch is water-soluble for easy removal with high pressure water washing and scrubbing equipment.

- 250 to 300 ft² per gal.
- 12 standard exposure depths
- Colored for visual coverage control
- Consistent exposure and reveal
- Water-based; VOC compliant
- 1 gal., 5 gal., 55 gal., and 264 gal. units

PRODUCT	AGG. EXPOSURE	EXPOSURE DEPTH
SE-01 White	Light Acid Wash	Light Acid Wash
SE-03 Violet	Acid Wash	Acid Wash
SE-05 Light Blue	Sandblast	Sandblast
SE-15 Yellow	1/8" - 1/4" (3.2-6.4 mm)	1/32" (.8 mm)
SE-25 Beige	1/8" - 1/4" (3.2-6.4 mm)	1/16" (1.6 mm)
SE-50 Light Green	1/8" - 3/8" (3.2-9.5 mm)	3/32" (2.4 mm)
SE-75 Blue	1/8" - 3/8" (3-9.5 mm)	1/8" (3.2 mm)
SE-100 Gray	3/8" - 1/2" (9.5-12.7 mm)	5/32" (3.4 mm)
SE-125 Pink	3/8" - 5/8" (9.5-15.9 mm)	3/16" (4.8 mm)
SE-150 Green	3/8" - 5/8" (9.5-15.9 mm)	7/32" (5.6 mm)
SE-200 Salmon	5/8" - 1" (15.9-25.4 mm)	1/4" (6.4 mm)
SE-250 Orange	1" - 1 1/2" (25.4-38.1 mm)	9/32" (7.1 mm)



SURFACE PREPARATION & MAINTENANCE

E-Etch®

Industrial Strength Floor Cleaner

Brickform E-Etch is an environmentally friendly cleaner, degreaser and light etching product ideal for preparing cementitious surfaces for applying stains, decorative overlays, and sealers. It may also be used on concrete, stucco, terrazzo and most masonry surfaces to open up the pores on the surface and clean grime, dirt, grease, scuff marks and stains. E-Etch effectively removes efflorescence and excess Antique Release from textured concrete.

- 250 ft² per gal.; undiluted usage
- Non-hazardous
- Etching and degreasing agent
- 1 gal. bottles



Neutra Clean

Cleaning and Neutralizing Agent

Brickform Neutra Clean is a cleaning and neutralizing agent engineered for use on E-Etched, acid etched, and acid stained floors prior to sealing. Neutra Clean is also ideal for removing light oil, grease or other types of soils from colored, imprinted and natural concrete surfaces. This product combines cleaning and light degreasing without the use of petroleum solvents and effectively loosens residues from the staining process, as well as loosening release powders from stamped concrete.

- 150 to 200 ft² per diluted gal.
- Neutralizes acid stains
- pH neutral cleaner
- 1 gal. bottles



Strip-It

Sealer Stripper

Brickform Strip-It is a citric-based stripper for water and solvent based acrylic sealers and paints. Strip-It may be used on all masonry surfaces such as concrete, quarry tile, ceramic tile, terrazzo, and other surfaces. This product does not produce carcinogen hazards associated with petroleum solvents.

- 60 to 100 ft² per gal.
- Non-flammable
- Contains no methylene chloride
- 1 gal. bottles and 5 gal. buckets



Premium Acrylic Floor Finish

Protective Coating

Brickform Premium Acrylic Floor Finish is a high gloss, clear acrylic finish designed for use as a sacrificial coating over Brickform sealers. It is easily applied and can be re-coated without having to strip the floor. Premium Acrylic Floor Finish is ideal for ongoing maintenance on high traffic commercial and residential interior concrete surfaces.

- 800 to 1000 ft² per gal.
- High gloss / slip resistant
- Interior use only
- 1 gal. bottles and 5 gal. buckets



Cem-Coat®



Colored Cementitious Coating

Cem-Coat is an opaque, high-strength, cement-based concrete coating. Cem-Coat is perfect for any unsealed concrete surface that needs to be re-colored. Whether a solid color or antiqued, Cem-Coat offers versatility in applications and final outcomes. Applied by airless sprayer or by roller, Cem-coat creates a durable architectural coating for your unsealed concrete.

- 15 standard colors
- UV-resistant
- Interior/Exterior
- Suitable for all cementitious surfaces



RESURFACING PRODUCTS

Stampable Overlay SC-60



Concrete Overlay

Brickform Stampable Overlay SC-60 is an add water resurfacing product made to be textured or stamped. Stampable Overlay is designed for use with Overlay Liquid Colorant, Liquid Release, and texturing tools. Stampable Overlay creates durable decorative finishes over existing concrete.

- 27 ft² per 60lb bag at 1/4" thickness
- Use with Triple Seven Bond Coat
- Fiber Reinforced
- Interior or Exterior Use
- Available in White or Gray base



Rough Grade Micro-Topping

Brickform SM Pro Plus is an add water, cementitious resurfacing product designed to be applied with a hopper gun or trowels. It can be patterned and textured to create the look of brick, stone, tile, or other unique specialty finishes. SM Pro Plus is mixed with water and can be integrally colored using BRICKFORM Overlay Liquid Colorant. SM Pro Plus can be used on interior or exterior concrete surfaces.

- 150 to 300 ft² per 60lb bag
- Apply at 1/16" to 3/16"
- Trowel, spray, or broom
- Integral color and/or stain
- Available in White or Gray base



SM Pro Plus



Stampable Overlay OL-60

Concrete Overlay

Stampable Overlay OL-60 offers the same features as Stampable Overlay SC-60 but is specially designed to work with Brickform Color Hardener, Antique Release or Liquid Release.

- OL-60 5 gal. Bucket
- Available in Gray base



SM Professional Grade®

Rough Grade Micro-Topping

SM Professional Grade offers the same characteristics as SM Pro Plus but requires the use of Brickform Liquid Polymer. Utilizing liquid Polymer with SM Professional grade will offer additional durability.

- 60lb bag
- Available in Gray or White base



Micro-Topping

Smooth Grade

Micro-Topping is used on interior or exterior concrete to create a durable surface that can be colored or stained. Mixed with Brickform Liquid Polymer, the smooth grade is applied over SM Pro Plus for a smooth finish when desired. The mixed materials form a thin concrete coating that can be used to restore or repair any concrete surface.

- 150 to 350 ft² per 40lb bag
- Apply up to up to 1/16th inch
- Use with overlay liquid colorant
- Can be colored & stained
- Available in Gray or White base



Vertical Mix

Vertical Stamp & Carving Mix

Vertical Mix is a lightweight vertical overlay designed for texturing vertical surfaces, from 1/4" up to 2" and creating simulated stone, rock, tile, slate and other natural surfaces. It is composed of cement, polymers, lightweight aggregates and admixtures. It may be applied to vertical surfaces such as wood, drywall, concrete, blocks, etc.

- 1/2" thickness covers approximately 10 ft² per 40lb bag
- Add-water only product
- Color with Overlay Liquid Colorant or stain
- Easily textured by carving and stamping



RESURFACING ACCESSORIES

Overlay Liquid Colorant

Liquid Pigment for Brickform Overlays

Specifically designed for Brickform Micro-Topping, SM Professional Grade, SM Professional Grade Plus, Stampable Overlay (SC-60), and Vertical Mix.

- 10 Ounce bottles / 6 per case
- One bottle per bag
- UV stable
- Available in 15 Standard colors



Triple Seven Bond Coat®

Primer for Cementitious Overlays

Triple Seven Bond Coat is a reactive primer designed to work with Brickform Overlays by creating a chemical link between the concrete and the overlay. It prevents the concrete from absorbing water from the overlay material, making it easier to spread and achieve a smooth surface.

- 160 to 200 ft² per gal.
- Reactive primer
- Enhances bonding to concrete
- Available in 1 gal. bottles, and 5 gal. buckets



Design Tape

Overlay Pattern Tape

Create custom patterns and designs that mimic stone, brick, tile and wood with Design Tape. Design Tape is a fiber-reinforced tape specifically designed to work with concrete overlays, it will not disintegrate, shed fiber hairs or cause grout bleeds.

- 180 feet per roll
- No glue residue
- Strong and versatile
- Eliminates the need for chalk lines
- Available in 1/4", 1/2", and 3/4" widths



Liquid Polymer

Overlay Polymer Additive

Liquid Polymer is specifically designed to work with Brickform SM Professional Grade and Brickform Micro-Topping.

- Increases density
- Adds flexural strength
- Enhanced freeze and thaw durability
- Available in 5 gal. buckets



Gem-Cure & Seal



Solvent Based Cure and Seal

Gem Cure & Seal is a solvent-based acrylic curing and sealing compound for freshly placed concrete or existing concrete surfaces. Gem Cure & Seal minimizes moisture loss in newly placed concrete to provide maximum strength, hardness, and protection. Reducing water evaporation will result in a stronger, denser, more durable concrete with higher compressive strength and better crack and freeze-thaw resistance.

- 250 to 350 ft² per gal.
- Color enhancing/wet look
- Medium to high gloss
- 1 gal., 5 gal., & 55 gal. units
- 100, 350, or 650 VOC



Water Based Cure and Seal

Gem Cure & Seal WB is a water-based acrylic curing and sealing compound for freshly placed concrete or existing concrete surfaces. Gem Cure & Seal WB minimizes moisture loss in newly placed concrete to provide maximum strength, hardness, and protection. Reducing water evaporation will result in a stronger, denser, more durable concrete with higher compressive strength and better crack and freeze-thaw resistance.

- 250 to 300 ft² per gallon
- Satin finish
- 1 gal., 5 gal., & 55 gal. units
- 100 VOC



Gem Cure & Seal WB



SEALER PRODUCTS

Gem-Seal



High Gloss Solvent Based Sealer

Gem-Seal is a premium quality, solvent-based acrylic sealer designed to protect architectural concrete surfaces. A light coating of Gem-Seal helps to protect the concrete surface and provide resistance to oil, grease, and food stains. Gem-Seal is ideal for use on stained, colored, stamped, exposed aggregate and Brickform resurfacing products.

- 250 to 350 ft² per gal.
- Wet look
- Available in 1 gal., 5 gal. & 55 gal. containers
- 100, 400, and 700 VOC



Poly-Seal®



Medium to High Gloss Solvent Based Sealer

Poly-Seal is a solvent-based acrylic sealer designed to protect concrete and masonry surfaces. Poly-Seal is specifically formulated for use on colored, stained, stamped and exposed aggregate concrete but can also be used on all exterior concrete surfaces.

- 250 to 350 ft² per gal.
- Wet look
- 1 gal., 5 gal., & 55 gal. units
- 100, 400, and 650 VOC



Safety-Seal



Solvent Based Sealer with Traction Grip

Safety-Seal is designed to be slip-resistant and is ideal around pool decks and areas where water or moisture can accumulate. Safety-Seal is a solvent-based sealer that protects concrete surfaces from stains and mildew. Safety-Seal dries to a beautiful satin finish that is UV-resistant.

- 250 to 350 ft² per gal.
- Color enhancing
- Dries to a low sheen
- 100 and 400 VOC



Gem-Guard SB



Hybrid Sealer

Gem-Guard SB is a penetrating solvent-based Silane/Siloxane Acrylic sealer designed for decorative concrete and concrete pavers. Applying Gem-Guard SB will enhance the color and provide a low sheen without adding the gloss and plastic look associated with traditional film forming sealers. Once treated, the sealer protects against stains, water and salt intrusion.

- Approx. 200 ft² per gal.
- Great on saltwater pool decks
- Low gloss/color enhancing
- 5 gal. Pails
- 100, 400, and 600 VOC



Penetrating Sealer

Stealth-Seal is a water-based Silane/Siloxane sealer that effectively protects and preserves the natural appearance of any surface. It works by creating an invisible barrier at the surface level through a chemical reaction between the sealer and the cement paste. Stealth Seal WB protects against freeze-thaw cycles, oil, water and salt intrusion to porous construction materials such as concrete, bricks, stone, masonry blocks, and mortar.

- Approximately 200 ft² per gal.
- < 100 VOC
- Non-film forming
- 5 gal. bucket



Stealth-Seal



SEALER PRODUCTS

UreMax WB

Water-based Polyurethane

UreMax WB is a two-part, matte finish, polyurethane that forms a high-solids coating. UreMax WB preserves and protects any above-grade concrete, masonry or stone surface. It is the most durable, chemical-resistant coating of the Brickform sealers, without the odor typically found in solvent-based sealers.

- 400 to 600 ft² per gal.
- Matte Finish
- Low VOC/low odor
- Natural Look
- 1 or 4 gal. kit



Poly-Astic®

Solvent-based Poly-Aspartic

Poly-Astic is a two-part high-build coating designed for concrete or masonry surfaces. It provides full color enhancement and a long lasting protective, high gloss finish that's ideal for decorative concrete surfaces. Poly-Astic protects against abrasion, oils, gasoline, acids, deicing salts, and common household chemicals.

- 200 to 400 ft² per gal.
- Zero VOC
- High gloss clear finish
- Enhances color
- 2 gal. and 2 qt. kits



DecoPoxy

Water-Based Epoxy

DecoPoxy is a two-part, water-based coating specifically formulated to protect interior commercial or residential cementitious floors. It provides high gloss, wear and chemical resistance, and an easy-to-maintain finish, while bringing up the full depth color of architectural concrete.

- 400 to 500 ft² per kit
- Low odor/low VOC
- High gloss clear finish
- Enhances color
- Interior use only
- 1½ gal. kit



Tinta' Seal

Color tint pack additive for solvent-based sealers

Tinta' Seal can enhance and correct integrally colored concrete, stamped concrete, overlays, or plain concrete. It is packaged in a 16 oz bottle that is mixed with a 5 gallon pail of either Gem-Seal, Poly-Seal or Gem Cure & Seal. Tinta' Seal colors are available in Brickform and Solomon integral colors.



Traction Grip

Skid Additive


Traction Grip is an anti-slip micronized powder that adds texture to decorative sealers (Brickform Gem-Seal, Poly-Seal, Gem Cure & Seal and Gem Cure & Seal WB). Applications include inclined driveways, garages, steps, patios and pool decks. Available in 16 oz units, 8 per case.



Matte-Magic®

Gloss Reducing Additive

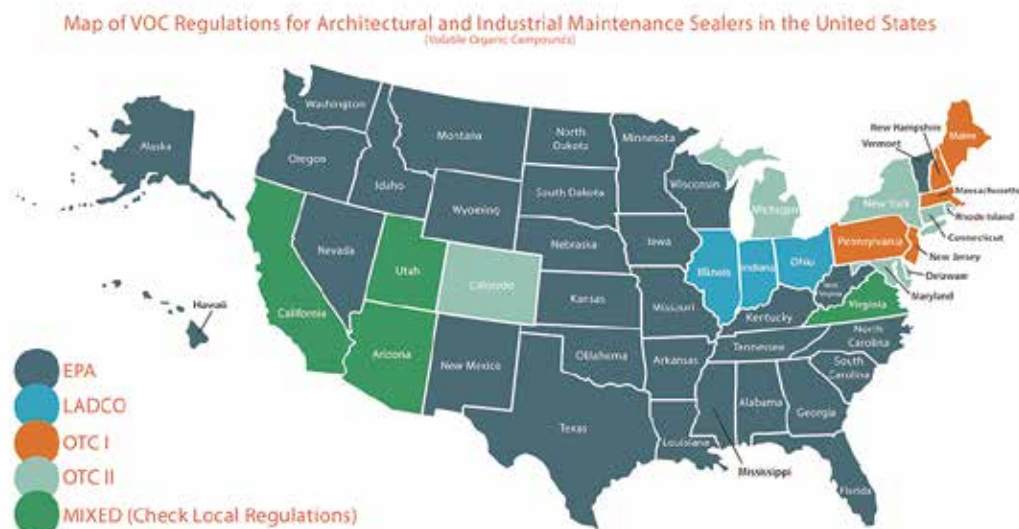
Matte-Magic is a powdered flattening agent additive for Brickform solvent based sealers. The original topcoat gloss is reduced based on the amount of additive used. Matte-Magic comes in 16-oz units, with cases of 8 units. Each unit is added to a 5-gallon sealer for gloss reduction.



SEALER PROPERTIES CHECKLIST

	Gem Cure & Seal	Gem Cure & Seal WB	Gem-Seal	Poly-Seal	Safety-Seal	Gem-Guard SB	Stealth-Seal WB	UreMax WB	Poly-Astic	DecoPoxy
High performance								✓	✓	✓
Penetrating/Impregnating		✓				✓	✓			
Cure and seal	✓	✓								
Solvent-based	✓		✓	✓	✓	✓			✓	
Water-based		✓					✓	✓		✓
Use with Traction Grip	✓	✓	✓	✓	n/a	n/a	n/a			
Use with Matte-Magic	✓		✓	✓	n/a					
Use with Tinta' Seal	✓		✓	✓	✓					
Two-part								✓	✓	✓
VOC in grams/liter	100/350/650	100	100/400/700	100/400/650	100/400	100/400/600	<100	<50	0	190
Solids Content %	19/25	25	19/27	19	19	15	5	51	65	35
Color Enhancing	✓		✓	✓	✓	✓			✓	✓
High-sheen	✓		✓						✓	✓
Medium-sheen	✓		✓	✓	✓					
Low-sheen		✓			✓	✓		✓		
Satin-Sheen								✓		
Film-forming	✓	✓	✓	✓	✓	✓		✓	✓	✓
Non film-forming							✓			
Flammable	✓		✓	✓	✓	✓				
Roll-on	✓	✓	Only 700 VOC	✓	✓	✓	✓	Preferred	✓	✓
Spray-on	Preferred	Preferred	✓	Preferred	Preferred	Preferred	Preferred	✓		✓
Interior	✓	✓	✓	✓	✓	✓	✓	✓	✓	✓
Exterior	Preferred	✓	Preferred	Preferred	Preferred	Preferred	✓			

December 1, 2023



SWISSMEX SPRAYERS

Brickform® is proud to distribute Swissmex sprayers. This quality line of sprayers is ideally suited for many of our Brickform decorative products including stains, sealers, and dyes.

ACETONE SPRAYERS

Best for dyes, sealers, and cure & seals containing an Acetone base.

DS-8040

- 0.4 gal.
- Adjustable poly nozzle
- Lock-on thumb trigger



DS-8350

- 3 gal. compression sprayer
- Pressure relief valve
- Air Compressor Compatible
- Fan & conical tip included
- Locking trigger for continuous spray



DS-8400

- 4 gal. backpack sprayer
- Fan & conical tip included
- Locking trigger for continuous spray



SOLVENT SPRAYERS

Best for sealers, cure & seals and form oils containing Aromatic Solvents such as Xylene

DS-8041

- 0.4 gal.
- Adjustable poly nozzle
- Lock-on thumb trigger



DS-8351

- 3 gal. compression sprayer
- Pressure relief valve
- Air Compressor Compatible
- Adjustable brass nozzle & fan tip included
- Locking trigger for continuous spray



DS-8401

- 4 gal. backpack sprayer
- Adjustable brass nozzle & fan tip included
- Locking trigger for continuous spray



Swissmex sprayers are designed for performance, durability, and ease of use far beyond the competition. All these sprayers feature impact and UV-resistant poly tanks, leak-resistant interiors, and adjustable nozzles.

ECONOMY SPRAYERS

Best for use with water-based products

DS-8230

- 2.3 gal.
- Adjustable poly nozzle
- Locking trigger for continuous spray



DS-8352

- 3.5 gal.
- Adjustable poly nozzle & fan tip included
- Locking trigger for continuous spray



ACID SPRAYERS

Best for muriatic acid, phosphoric acid, and acid stains

DS-8042

- 0.4 gal.
- Adjustable poly nozzle
- Lock-on thumb trigger



DS-8182

- 3 gal. compression sprayer
- Pressure relief valve
- Locking trigger for continuous spray
- Adjustable brass nozzle & fan tip included
- Clean with soapy water



ACCESSORIES

DS-SPRAYNOZZLE

The Precision Tip provides a precise, consistent, wide fan spray pattern, without the inconsistencies often found in competing spray tips. Designed to reduce dripping when the spray lever is not depressed.



COVERAGE RATES

All coverage rates may vary. For accurate coverage rates, job site mock-ups must be completed.

PRODUCT	PACKAGE UNIT	COVERAGE
Color Hardener		
Color Hardener	60 lb. Bucket	90-120 ft² per bucket
Antiquing Agents		
Antique-It	3 lb. Container	2000-3000 ft² per Container
Integral Products		
PC Colors	Dissolvable Bag (10 lbs.)	1 bag/ 2 yd³; 1 bag/ 1 yd³; 2 bags / 1 yd³; 3 bags/ 1 yd³
Ultra-M1x	Dissolvable Bag (weight varies)	1 bag/ yd³
UltraFiber 500	Dissolvable Bag (1, 1.5 lb)	1 bag/ yd³
Concrete Stains & Dyes		
ARTesian Stain	1 gal. Bottle	250-300 ft² per gal.
Blush Tone Acid Stain	1 gal. Bottle	200-300 ft² per gal.
Refresh Exterior Concrete Stain	5 gal. Pail	1000-1500 ft² per pail
ProDye Plus	8 oz. Bottle	200-600 ft² per diluted gal.; (1 bottle PD: 1 gal. acetone or water)
Release Agents		
Antique Release	5 gal. Bucket	800-1000 ft² per bucket
Liquid Release	1 gal., 5 gal.	150-250 ft² per gal.
Evaporation Retarder & Finishing Aid		
Evaporation Retarder (Concentrate)	1 gal., 5 gal.	200-400 ft² per diluted gal. (1 part EV: 9 part H ₂ O)
Day 1 Finishing Aid	1 gal., 5 gal., 55 gal., 264 gal.	250-500 ft² per gal.
Surface Retarders		
Select-Etch	1 gal., 5 gal.	250-300 ft² per gal.
Surface Preparation & Maintenance		
E-Etch	1 gal. Bottle	250 ft² per gal.; undiluted
Neutra Clean (concentrate)	1 gal. Bottle	150-200 ft² per diluted gal.; (4 oz NC: 1 gal. H ₂ O)
Strip-It	1 gal., 5 gal.	60-100 ft² per gal.
Premium Acrylic Floor Finish	1 gal., 5 gal.	800-1000 ft² per gal.
Overlay Systems		
Cem-Coat	Small Kit	75-125 ft² per kit
Cem-Coat	Large Kit	350-420 ft² per kit
SM Pro Plus	60 lb. bag	150-300 ft² at 1/16" to 3/16"
SM Professional Grade	60 lb. Bag	150-300 ft² at 1/16" to 3/16"
Micro-Topping	40 lb. Bag	150-350 ft² at 1/10" to 3/16"
OL-60 Stampable Overlay	60 lb. Pail	27 ft² at 1/4" thickness
SC-60 Stampable Overlay	60 lb. Bag	27 ft² at 1/4" thickness
Triple Seven Bond Coat	1 gal., 5 gal.	160-200 ft² per gal.
Overlay Liquid Colorant	10 oz. Bottle	1 bottle per bag of overlay
Vertical Wall Mix		
Brickform Vertical Mix	40 lb. Bag	10 ft² at 1/2" thickness
Concrete Sealers		
Gem-Seal	1 gal., 5 gal., 55 gal.	250-350 ft² per gal.
Poly-Seal	1 gal., 5 gal., 55 gal.	250-350 ft² per gal.
Safety-Seal	5 gal. Pail	250-350 ft² per gal.
Stealth-Seal WB	5 gal. Bucket	200 ft² per gal.
Gem Cure & Seal	1 gal., 5 gal., 55 gal.	250-350 ft² per gal.
Gem-Guard SB	5 gal. Pail	200 ft² per gal.
Gem Cure & Seal WB	1 gal., 5 gal., 55 gal.	250-300 ft² per gal.
Ure-Max	1 gal. Kit	400-600 ft² per kit
Ure-Max	4 gal. Kit	1600-2400 ft² per kit
Deco-Poxy	1.5 gal. Kit	400-500 ft² per kit
Poly-Astic	2 gal. Kit	400-800 ft² per kit
Sealer Additives		
Tinta' Seal	16 oz. Bottle	1 bottle per 5 gal. of sealer
Traction Grip	16 oz. Bottle	1 bottle per 5 gal. of sealer
Matte-Magic	16 oz. Bottle	1 bottle per 5 gal. of sealer





www.Brickform.com