



Defining Decorative Concrete Since 1971



CONTACT US



www.solomoncolors.com



www.brickform.com



Brickform was founded in 1971 during the early days of modern decorative concrete. With innovations such as urethane stamps and computer aided design, Brickform has long been at the forefront of the Decorative Concrete Industry. In 2008, Brickform was acquired by Solomon Colors, forming a strong family of brands focused on a singular goal: **making concrete beautiful.**

Brickform's core principals focus on providing high quality innovative products backed by fast, friendly, expert service. These same values are exhibited today through our Sales Staff, Technical Services Staff and Customer Service Representatives on a daily basis.

Brickform works with premier dealers nationwide to provide continuing education, hands-on training and architectural guidance to the concrete craftsman. Whether you are looking for technical assistance, the location of the nearest Brickform dealer, or the Sales Representative in your area, call us at 800-483-9628.

Thank you for your business,
Solomon/Brickform Team

A Message from Our EVP - Sales and Marketing

Dear Valued Customers,

As we unveil our 2025 Brickform Decorative Products Catalog, I want to extend my heartfelt gratitude for your continued business and support. Your trust in us drives our commitment to excellence.

This year's catalog features our existing high-quality products, along with new and improved offerings designed to meet your decorative concrete needs. We are excited to showcase innovations that uphold our mission of delivering the highest quality at affordable prices.

At Solomon Colors and Brickform, we pride ourselves on providing exceptional customer service and technical product support. Our team is dedicated to ensuring you have the best experience with our products.

Thank you for being a part of our journey. We look forward to serving you with the best in decorative concrete solutions.

Warm regards,



Aaron Thomas

*Executive Vice President, Sales and Marketing
Solomon Colors and Brickform*

Why Buy Brickform? Fast, Friendly, Expert Service

Experts are available to answer questions about our products and how they work as a system. Our Customer Service Department can help you to find a distributor in your area. Our Technical Support Team can answer application and installation questions. Call today for more information.

Account Managers

Exceptional customer service is our goal. Brickform strives to exceed expectations by resolving issues on the first call. We have dedicated, knowledgeable Account Managers to help make your project a success from start to finish.

Product Knowledge

Brickform understands your desire to know how our systems work. Contact your area Sales Representatives to arrange accredited architectural presentations or product knowledge meetings.

Technical Support

At Brickform, we want to make sure you have the support you need. We are devoted to providing the most comprehensive information and education to architects, distributors, contractors, and installers.

Brickform works with dealers nationwide to sponsor hands-on demonstrations where installers are presented with the latest in products and techniques.

Technical information, tips, and color charts are all available on our website. Up-to-the-minute schedules of our latest product demos are posted. We participate in many local and international trade shows where we showcase new products, instructional videos, and demonstrations for attendees.

Shipping & Traffic

Once you have placed your order, the Brickform team of logistics specialists take over to ensure that your order is packaged and shipped. These experienced professionals ship your order in the fastest, most economical way possible. You may also choose your own trucking company or company truck for your shipment.

Nationwide Sales Support

The Brickform Sales Representative provides ongoing superior service. Brickform understands the meaning of quality support, so we have chosen professionals with the background, knowledge, and expertise to answer your questions quickly and correctly. Contact Customer Service at **1-800-483-9628** for the name and contact information for your local Sales Representative.

Find a Contractor/Installer

Need help getting started on you dream project? Call **1-800-483-9628** to be referred to a Brickform distributor near you. Ask your local distributor to recommend a contractor who specializes in using Brickform decorative concrete products or visit our website.

Training

Brickform supports hands-on training and demonstrations across the nation, where installers are presented with the latest in product knowledge and techniques. In order to ensure the highest quality customer service, our Area Managers participate in these training sessions. More information available at **www.brickformtraining.com**.



TABLE OF CONTENTS

Texturing Products	4-29	Surface Preparation & Maintenance	77
Seamless Texture Skins.....	7-16	E-Etch.....	77
Stamps.....	17-64	Neutra Clean.....	77
Stone Patterns.....	19-26	Strip-It.....	77
Slate Patterns.....	27-33	Premium Acrylic Floor Finish	77
Wood Patterns.....	34-38	Resurfacing Products	78
Tile Patterns.....	39-43	Cem-Coat.....	78
Brick Patterns.....	44-49	Stampable Overlay SC-60	79
Cobble & Fan Patterns.....	50-55	SM PRO PLUS.....	79
Specialty Patterns.....	57-61	Stampable Overlay OL-60.....	80
Border Patterns.....	58	SM Professional Grade.....	80
Form Liners	60-61	Micro-Topping	80
Stamping Accessories.....	63-64	Vertical Mix.....	80
Coloring Products	65	Overlay Liquid Colorant	81
Granular Pigments & Dispensing Systems	66	Triple Seven Bond Coat.....	81
Solomon UltraFiber 500	66	Design Tape	81
PC Colors	67	Liquid Polymer.....	81
Ultra-Mix.....	67	Sealer Products	82
Color Hardener.....	68	Gem-Cure & Seal.....	82
Antique-It	68	Gem-Cure & Seal WB.....	82
Refresh.....	69	Gem-Seal.....	83
Pro-Dye Plus.....	69	Poly-Seal.....	83
ARTesian Stain.....	70-71	Safety-Seal.....	83
Blush-Tone Acid Stain.....	72-73	Gem-Guard SB.....	84
Release & Antiquing Products	74	Stealth-Seal	84
Antique Release.....	74	UreMax WB	85
Liquid Release	74	Poly-Astic	85
Finishing Aids and Evaporation	75	DecoPoxy	85
DAY 1.....	75	Tinta' Seal.....	85
Evaporation Retarder	75	Traction Grip.....	85
Exposed Aggregate	76	Matte-Magic	85
Select-Etch.....	76	Sealer Properties Checklist.....	86
		SwissMex Sprayers	87-89
		Coverage Rates	90

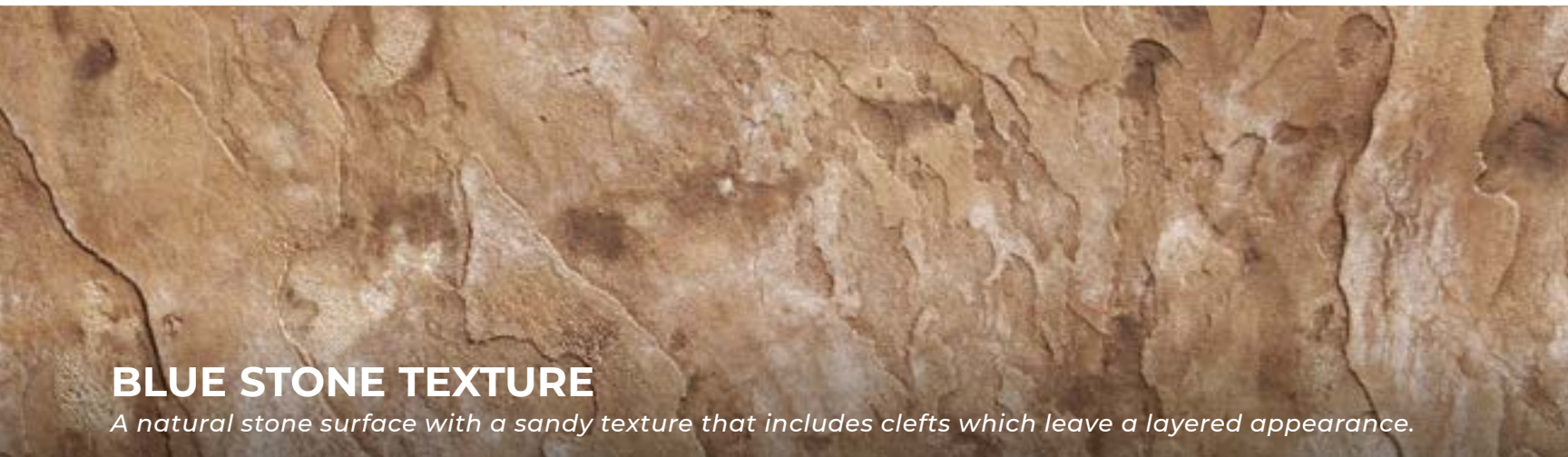
A modern outdoor patio area featuring a large, textured stamped concrete floor in the foreground. In the background, there are wooden stairs with glass railings, a wooden deck, and various tropical plants in pots. The scene is set against a dark grey building facade with a glass balcony above.

STAMPS & TOOLS

The background of the page is a dark, charcoal-colored surface with a complex, organic texture. It resembles cracked stone, weathered concrete, or perhaps a rough, aged leather. The lighting is uneven, with some areas appearing slightly lighter than others, creating a sense of depth and highlighting the irregular patterns and crevices of the texture.

TEXTURED SKINS

SEAMLESS TEXTURE SKINS



BLUE STONE TEXTURE

A natural stone surface with a sandy texture that includes clefts which leave a layered appearance.

FM-A-SET

- **FM-A8M2N** 18" X 18" square
- **FM-A3M2Y** 36" X 36" square
- **FM-A4M2Y** 48" X 48" square



Recommended Set: 4 - 48" X 48", 1 - 18" X 18"




LIMESTONE TEXTURE

A natural stone surface, similar to Veronica Stone but with a finer texture.

FM-B-SET

- **FM-B8M2N** 18" X 18" square
- **FM-B3M2Y** 36" X 36" square
- **FM-B4M2Y** 48" X 48" square



Recommended Set: 4 - 48" X 48", 1 - 18" X 18"

SEAMLESS TEXTURE SKINS



ROUGH STONE TEXTURE

A natural stone texture characterized by a continuous coarse surface with several distinguishing veins.

FM-C-SET

- **FM-C8M2N** 18" X 18" square
- **FM-C3M2Y** 36" X 36" square
- **FM-C4M2Y** 48" X 48" square



Recommended Set: 4 - 48" X 48", 1 - 18" X 18"



HEAVY STONE TEXTURE

A rough, natural stone surface containing chips, fractures, pockmarks and veins.

FM-D-SET

- **FM-D8M2N** 18" X 18" square
- **FM-D3M2Y** 36" X 36" square
- **FM-D4M2Y** 48" X 48" square



Recommended Set: 4 - 48" X 48", 1 - 18" X 18"

SEAMLESS TEXTURE SKINS

A close-up photograph of a sanded slate texture, showing a mix of brown and tan tones with a fine, grainy surface.

SANDED SLATE TEXTURE

Similar to our slate texture with the addition of a lightly sanded appearance across the entire texture field.

FM-E-SET

- **FM-E8M2N** 18" X 18" square
- **FM-E3M2Y** 36" X 36" square
- **FM-E4M2Y** 48" X 48" square



Recommended Set: 4 - 48" X 48", 1 - 18" X 18"

A close-up photograph of a Renaissance slate texture, showing a mix of brown and tan tones with a slightly sandstone-like surface and various veins.

RENAISSANCE SLATE TEXTURE

A natural stone surface with a slight sandstone texture that includes various veins, typically running in a similar direction.

FM-F-SET

- **FM-F8M2N** 18" X 18" square
- **FM-F3M2Y** 36" X 36" square
- **FM-F4M2Y** 48" X 48" square



Recommended Set: 4 - 48" X 48", 1 - 18" X 18"

SEAMLESS TEXTURE SKINS



CHISELED SLATE TEXTURE

A naturally laminated stone texture, split along parallel planes, hand-tooled to create a chipped, fragmented look.

FM-G-SET

- **FM-G8M2N** 18" X 18" square
- **FM-G3M2Y** 36" X 36" square
- **FM-G4M2Y** 48" X 48" square



Recommended Set: 4 - 48" X 48", 1 - 18" X 18"



ROMAN SANDED SLATE TEXTURE

A sanded slate stone surface that utilizes dips, ridges and veins to create a continuously changing texture across the entire surface.

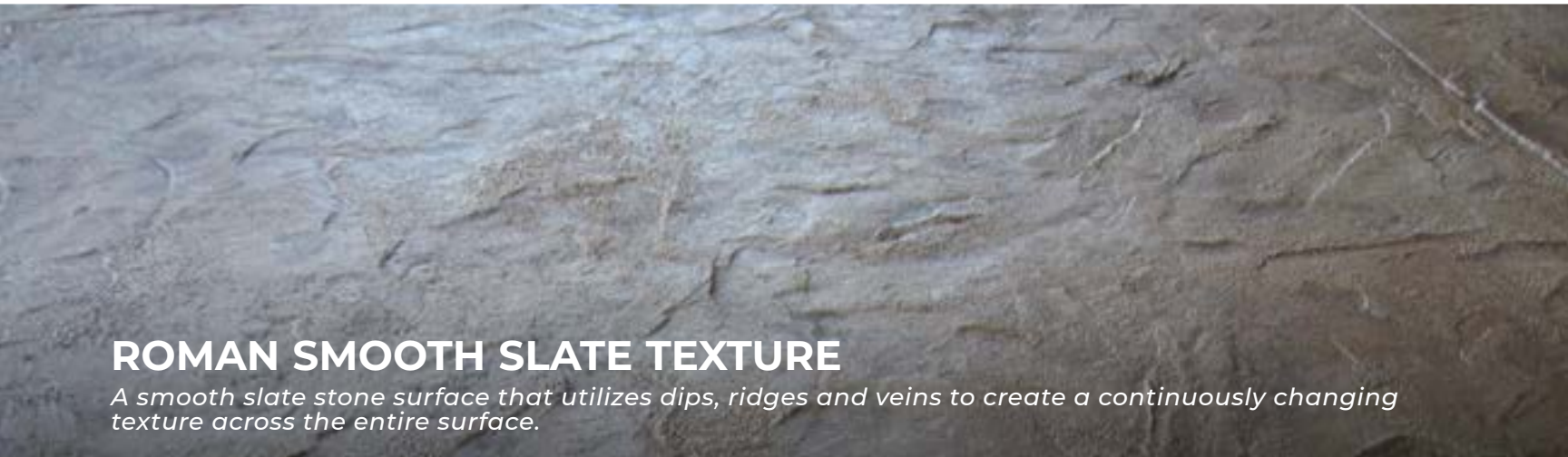
FM-H-SET

- **FM-H8M2N** 18" X 18" square
- **FM-H3M2Y** 36" X 36" square
- **FM-H4M2Y** 48" X 48" square



Recommended Set: 4 - 48" X 48", 1 - 18" X 18"

SEAMLESS TEXTURE SKINS



ROMAN SMOOTH SLATE TEXTURE

A smooth slate stone surface that utilizes dips, ridges and veins to create a continuously changing texture across the entire surface.

FM-I-SET

- **FM-I8M2N** 18" X 18" square
- **FM-I3M2Y** 36" X 36" square
- **FM-I4M2Y** 48" X 48" square



Recommended Set: 4 - 48" X 48", 1 - 18" X 18"



SIERRA SEAMLESS TEXTURE

A natural stone texture with an ocean-worn surface that combines rough, heavy, stone appearance with water-washed ridges, veins and clefts.

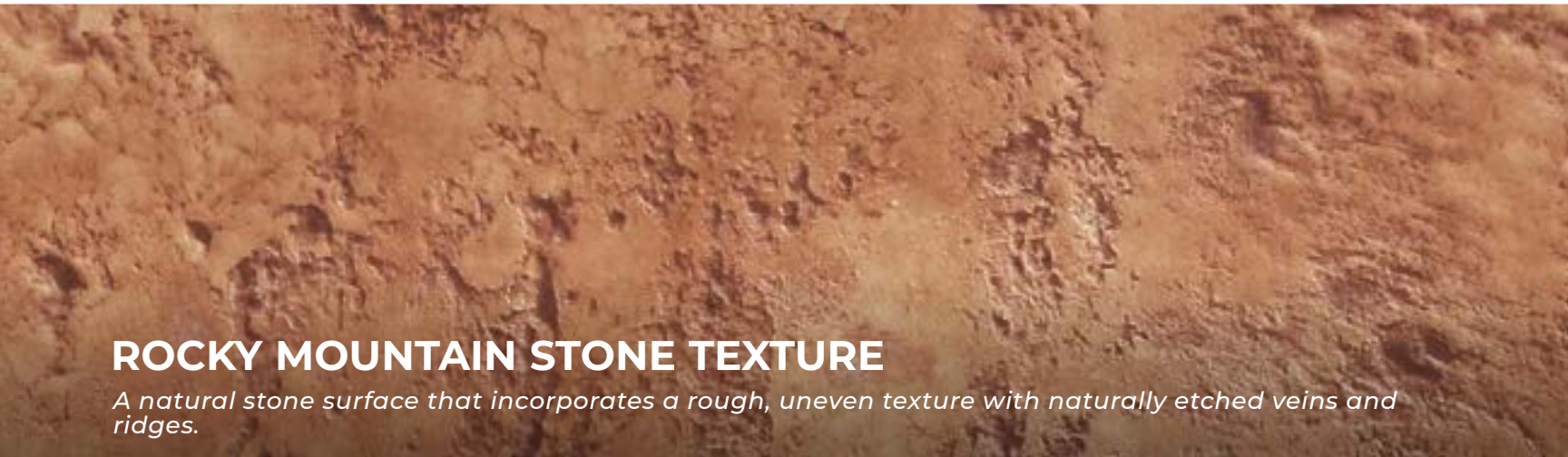
FM-K-SET

- **FM-K8M2N** 18" X 18" square
- **FM-K3M2Y** 36" X 36" square
- **FM-K4M2Y** 48" X 48" square



Recommended Set: 4 - 48" X 48", 1 - 18" X 18"

SEAMLESS TEXTURE SKINS



ROCKY MOUNTAIN STONE TEXTURE

A natural stone surface that incorporates a rough, uneven texture with naturally etched veins and ridges.

FM-L-SET

- **FM-L8M2N** 18" X 18" square
- **FM-L3M2Y** 36" X 36" square
- **FM-L4M2Y** 48" X 48" square



Recommended Set: 4 - 48" X 48", 1 - 18" X 18"



SMOOTH SLATE TEXTURE

A naturally laminated stone texture, split along parallel planes, creating an uneven surface that incorporates various veins and ridges.

FM-O-SET

- **FM-O8M2N** 18" X 18" square
- **FM-O3M2Y** 36" X 36" square
- **FM-O4M2Y** 48" X 48" square



Recommended Set: 4 - 48" X 48", 1 - 18" X 18"

SEAMLESS TEXTURE SKINS



DESERT SLATE TEXTURE

A simulated slate texture that combines numerous clefts and irregular surfaces to create the ideal concrete impressions.

FM-P-SET

- **FM-P8M2N** 18" X 18" square
- **FM-P3M2Y** 36" X 36" square
- **FM-P4M2Y** 48" X 48" square



Recommended Set: 4 - 48" X 48", 1 - 18" X 18"



ELK MOUNTAIN TEXTURE

A consistent light stone texture, making it appealing for indoor and outdoor applications.

FM-Q-SET

- **FM-Q8M2N** 18" X 18" square
- **FM-Q3M2Y** 36" X 36" square
- **FM-Q4M2Y** 48" X 48" square



Recommended Set: 4 - 48" X 48", 1 - 18" X 18"

SEAMLESS TEXTURE SKINS



REGAL ASHLAR SLATE

A robust texture, with constantly changing ridges that bring a majestic and noble look to any surface.

FM-S-SET

- **FM-S8M2N** 18" X 18" square
- **FM-S3M2Y** 36" X 36" square
- **FM-S4M2Y** 48" X 48" square



Recommended Set: 4 - 48" X 48", 1 - 18" X 18"



SUPER SLATE

A blended slate pattern with enhanced highlights.

FM-V-SET

- **FM-V8M2N** 18" X 18" square
- **FM-V3M2Y** 36" X 36" square
- **FM-V4M2Y** 48" X 48" square



Recommended Set: 4 - 48" X 48", 1 - 18" X 18"



Desert Slate Texture



Rough Stone Texture



STAMPS

Welcome to the Brickform Stamps Catalog

Discover the artistry and innovation of Brickform Stamps with our two exceptional series: **Standard** (FM & TM) and **Pro Series**. Both series offer stunning design impressions that elevate any concrete project, but each has unique features to meet your specific needs.

Standard Series: Known for its durability and flexibility, the Standard Series provides reliable performance and beautiful results, making it a favorite.

Pro Series: Designed for ease of use, the Pro Series offers the same great design impressions as the Standard Series but with a lighter weight and reduced flexibility, making it ideal for those seeking efficiency without compromising on quality, making it a favorite among professionals.

For additional information, and to view all stamping tools and liners, visit www.brickform.com.

Explore our catalog to find the perfect stamp for your next project!



Realistic Impressions



Efficient Stamping

STONE PATTERNS

Whether you want the look of granite, blue stone, old English cobblestone, Mexican tile, or pavers; Brickform offers an array of texture mats that simulate a broad range of natural stone materials. Achieving these beautiful results with Brickform precision tools is often more affordable and easier than it is with natural materials. Brickform has a stone texture tool ready to complement any design theme – from an Italian Villa to an English Country Garden.


STONE PATTERNS



STONES OF ATHENS

PD-400S-PRO

- Texture Skin: PD-405
- Touch-up Wheel: FM-6570
- Joint size $\frac{3}{8}$ "-1 $\frac{1}{2}$ " wide, $\frac{1}{2}$ " deep
- Stone sizes vary from 5" X 9" – 23" X 29"




Recommended Set: 8 Rigid, 2 Floppy, 1 Skin, 1 Touch-up wheel



PLAZA STONE

FM-3625S-PRO

- Texture Skin: FM-S8M2N
- Touch-up Wheel: FM-6550
- Joint size $\frac{1}{2}$ " wide, $\frac{1}{2}$ " deep
- Stone sizes 24" X 48"



Recommended Set: 9 Rigid, 2 Floppy, 1 Skin, 1 Touch-up wheel


STONE PATTERNS



HAMMERED SOFIA STONE

PD-300S-PRO

- Texture Skin: PD-315
- Touch-up Wheel: FM-6550
- Joint size $\frac{1}{4}$ " wide, $\frac{1}{4}$ " deep
- Stone sizes 24" X 12"



Recommended Set: 8 Rigid, 2 Floppy, 1 Skin, 1 Touch-up wheel



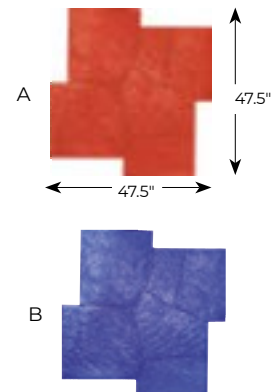
CASTLE STONE

TM-1300S-PRO

TM-1300S

- Texture Skin: FM-J8M2N
- Touch-up Wheel: FM-6550
- Joint size $\frac{3}{8}$ " - $\frac{5}{8}$ " wide, $\frac{3}{8}$ " deep
- Stone sizes vary from 9" X 21" - 12" X 25"

Recommended Set: 8 Rigid, 2 Floppy, 1 Skin, 1 Touch-up wheel



STONE PATTERNS

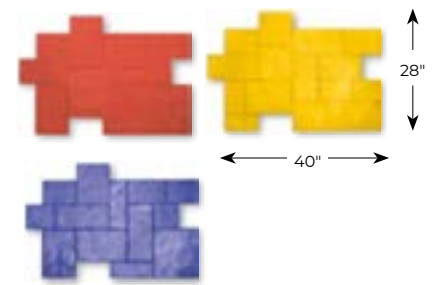


TUSCANY STONE

FM-1775S-PRO

FM-1775S

- Texture Skin: FM-K8M2N
- Touch-up Wheel: FM-6550
- Joint size $\frac{1}{4}$ " wide, $\frac{3}{16}$ " deep
- Stone sizes vary from 4" X 8"- 4" X 10"



Recommended Set: 9 Rigid, 2 Floppy, 1 Skin, 1 Touch-up wheel



YORKSTONE


FM-3175S-PRO

FM-3175S

- Texture Skin: FM-A8M2N
- Touch-up Wheel: FM-6550
- Joint size $\frac{1}{4}$ " wide, $\frac{1}{4}$ " deep

Set Includes:

- 1 ea Blue all sizes
- 1 ea Red all sizes
- 1 ea Touch-up Wheel



STONE PATTERNS

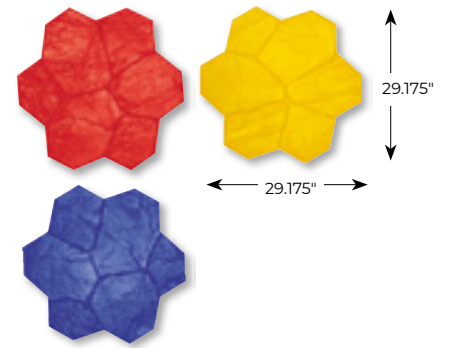


RANDOM STONE

FM-700S-PRO

FM-700S

- Texture Skin: FM-P8M2N
- Touch-up Wheel: FM-6520
- Joint size $\frac{1}{4}$ " - $\frac{3}{4}$ " wide, $\frac{3}{8}$ " deep
- Stone size vary from 7" X 11" - 10" X 15"



Recommended Set: 12 Rigid, 2 Floppy, 1 Skin, 1 Touch-up wheel

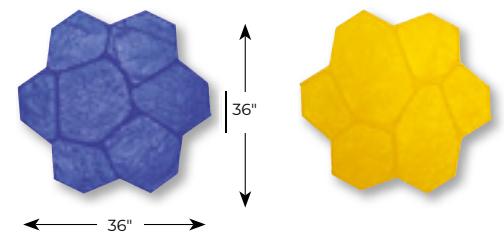


LARGE RANDOM STONE

FM-750S-PRO

FM-750S

- Texture Skin: FM-K8M2N
- Touch-up Wheel: FM-6530
- Joint size $\frac{1}{2}$ "-1" wide, $\frac{3}{8}$ " deep
- Stone size vary from 7" X 14" - 13" X 20"



Recommended Set: 10 Rigid, 2 Floppy, 1 Skin, 1 Touch-up wheel

STONE PATTERNS




PATIO STONE

FM-1295S-PRO

FM-1295S

- Texture Skin: FM-R8M2N
- Touch-up Wheel: FM-6570
- Joint size $\frac{1}{2}$ " - $2\frac{1}{2}$ " wide
- Stone sizes vary from 7" X 14" - 13" X 20"



Recommended Set: 9 Rigid, 2 Floppy, 1 Skin, 1 Touch-up wheel




MESA RANDOM STONE

TM-500S-PRO

TM-500S

- Texture Skin: FM-K8M2N
- Touch-up Wheel: FM-6560
- Joint size $\frac{1}{4}$ " - $\frac{3}{8}$ " wide, $\frac{3}{8}$ " deep
- Stone size vary from 26" X 40"



Recommended Set: 8 Rigid, 2 Floppy, 1 Skin, 1 Touch-up wheel

STONE PATTERNS

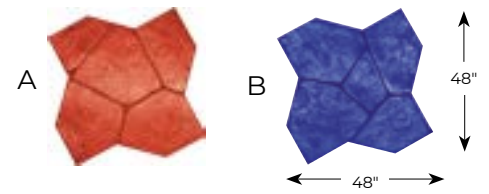


FLAGSTONE

TM-700S-PRO

TM-700S

- Texture Skin: FM-P8M2N
- Touch-up Wheel: FM-6570
- Joint size $\frac{5}{8}$ " - $1\frac{1}{2}$ " wide, $\frac{1}{4}$ " deep
- Stone size vary from 11" X 21" - 17" X 22"



Recommended Set: 8 Rigid, 2 Floppy, 1 Skin, 1 Touch-up wheel

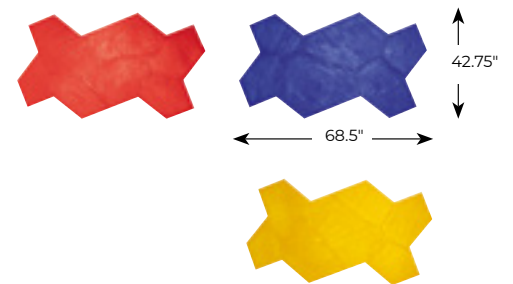


VERONA STONE

TM-1500S-PRO

TM-1500S

- Texture Skin: FM-A8M2N
- Touch-up Wheel: FM-6520
- Joint size $\frac{1}{4}$ " - $\frac{1}{2}$ " wide, $\frac{1}{4}$ " deep
- Stone sizes vary from 13" X 21" - 19" X 31"



Recommended Set: 6 Rigid, 2 Floppy, 1 Skin, 1 Touch-up wheel

STONE PATTERNS

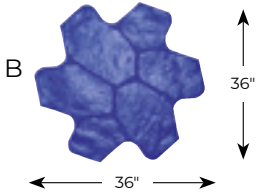


ROUNDED RANDOM STONE

TM-200S-PRO

TM-200S

- Texture Skin: FM-P8M2N
- Touch-up Wheel: FM-6570
- Joint Size $\frac{1}{4}$ " - $\frac{7}{8}$ " wide, $\frac{1}{2}$ " deep
- Stone Sizes vary from 9" X 12" - 11" X 18"



Recommended Set: 10 Rigid, 2 Floppy, 1 Skin, 1 Touch-up wheel



London Cobble

Sunbaked Clay Color Hardener / Dark Gray Antique Release



SLATE PATTERNS

Slate is a sleek, metamorphic rock with fine veining patterns. The grain pattern of slate makes it a common resource for tile flooring because it is easily split into thin sheets. Brickform slate texture tools recreate the elegant, clean design of slate without the expense and hassle of installing fragile natural stones. Brickform Ashlar texture mats reflect the handcrafted, intricately-fitting stones of historic Ashlar configurations.

SLATE PATTERNS



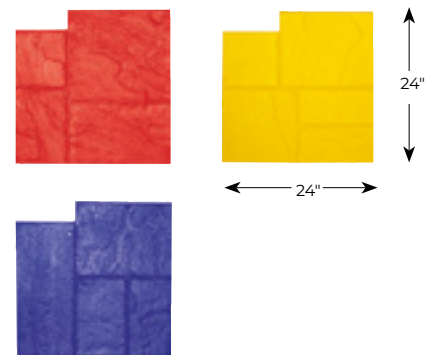
ROUGH CUT ASHLAR

FM-100S-PRO

FM-100S

- Texture Skin: FM-K8M2N
- Touch-up Wheel: FM-6520
- Grout $\frac{1}{4}$ " - $\frac{3}{8}$ " wide, $\frac{1}{4}$ " deep
- Stone sizes vary from 7" X 15" - 6" X 21"

Recommended Set: 12 Rigid, 2 Floppy, 1 Skin, 1 Touch-up wheel



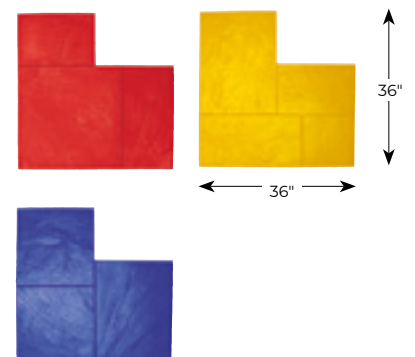
36" ASHLAR CUT SLATE

FM-3120S-PRO

FM-3120S

- Texture Skin: FM-E8M2N
- Touch-up Wheel: FM-6550
- Joint size $\frac{3}{8}$ " - $\frac{3}{4}$ " wide, $\frac{3}{8}$ " deep
- Stone sizes vary from 12" X 12" - 24" X 24"

Recommended Set: 9 Rigid, 2 Floppy, 1 Skin, 1 Touch-up wheel



SLATE PATTERNS



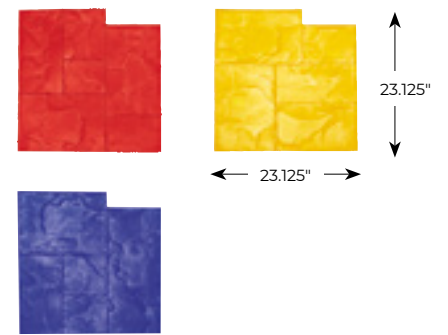
ASHLAR CUT SLATE

FM-3125S-PRO

FM-3125S

- Texture Skin: FM-P8M2N
- Touch-up Wheel: FM-6550
- Joint size $\frac{1}{8}$ " - $\frac{1}{4}$ " wide, $\frac{5}{8}$ " deep
- Stone sizes vary from 5" X 10" - 7" X 21"

Recommended Set: 12 Rigid, 2 Floppy, 1 Skin, 1 Touch-up wheel



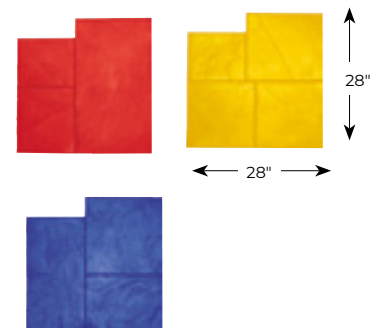
LARGE ASHLAR CUT SLATE

FM-3150S-PRO

FM-3150S

- Texture Skin: FM-O8M2N
- Touch-up Wheel: FM-6550
- Joint size $\frac{3}{8}$ " - $\frac{5}{8}$ " wide, $\frac{1}{2}$ " deep
- Stone sizes vary from 10" X 16" - 12" X 28"

Recommended Set: 9 Rigid, 2 Floppy, 1 Skin, 1 Touch-up wheel



SLATE PATTERNS

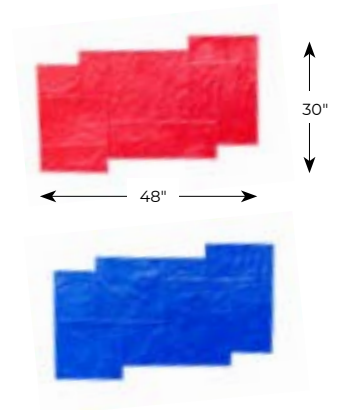


AMERICAN ASHLAR SLATE

FM-3160S-PRO FM-3160S

- Texture Skin: FM-R8M2N
- Touch-up Wheel: FM-6510
- Joint size $\frac{1}{2}$ " wide, $\frac{1}{2}$ " deep
- Stone sizes vary from 4.5" X 5.5" - 17" X 15.5"

Recommended Set: 8 Rigid, 2 Floppy, 1 Skin, 1 Touch-up wheel

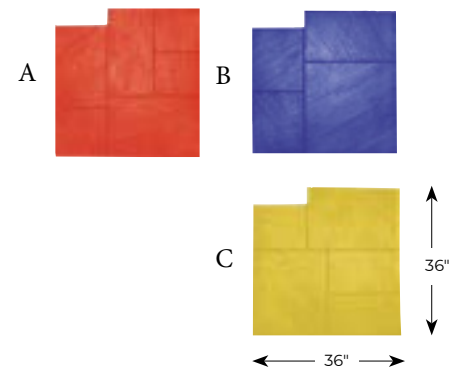


BLUESTONE ASHLAR

TM-100S-PRO TM-100S

- Texture Skin: FM-A8M2N
- Touch-up Wheel: FM-6550
- Joint size $\frac{3}{8}$ " - $\frac{3}{4}$ " wide, $\frac{3}{8}$ " deep
- Stone sizes vary from 10" X 24" - 11" X 21"

Recommended Set: 9 Rigid, 2 Floppy, 1 Skin, 1 Touch-up wheel



SLATE PATTERNS



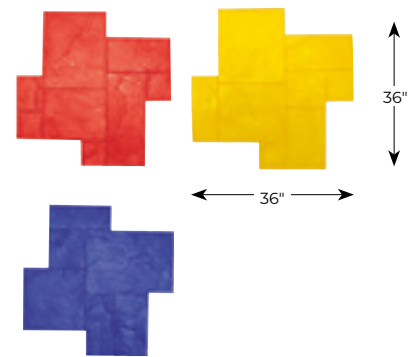
GRAND ASHLAR

FM-3675S-PRO

FM-3675S

- Texture Skin: FM-G8M2N
- Touch-up Wheel: FM-6550
- Joint size $\frac{1}{8}$ " - $\frac{3}{8}$ " wide, $\frac{3}{8}$ " deep
- Stone sizes vary from 6"-15" wide, 6"-22" long

Recommended Set: 9 Rigid, 2 Floppy, 1 Skin, 1 Touch-up wheel



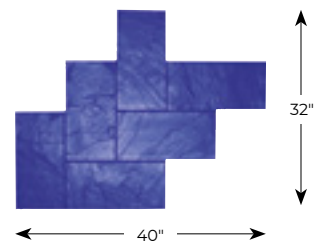
HERRINGBONE SLATE

FM-3550S-PRO

FM-3550S

- Texture Skin: FM-P8M2N
- Touch-up Wheel: FM-6550
- Joint size $\frac{1}{8}$ " - $\frac{3}{8}$ " wide, $\frac{3}{8}$ " deep
- Stone size 8" X 16"

Recommended Set: 9 Rigid, 2 Floppy, 1 Skin, 1 Touch-up wheel




SLATE PATTERNS



WALKWAY SLATE

FM-3400S-PRO FM-3400S

- Texture Skin: FM-P8M2N
- Touch-up Wheel: FM-6550
- Joint size $\frac{1}{2}$ " - $\frac{5}{8}$ " wide, $\frac{1}{2}$ " deep
- Stone size 12" X 18" - 18" X 18" - 18" X 24"



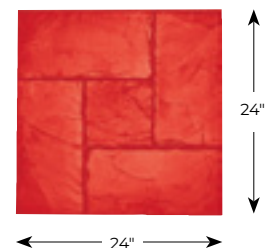
Recommended Set: 9 Rigid, 2 Floppy, 1 Skin, 1 Touch-up wheel



CALIFORNIA WEAVE

FM-3500S-PRO FM-3500

- Texture Skin: FM-O8M2N
- Touch-up Wheel: FM-6550
- Joint size $\frac{3}{8}$ " - $\frac{3}{4}$ " wide, $\frac{1}{2}$ " deep
- Stone sizes 8" X 8" and 8" X 16"



Recommended Set: 12 Rigid, 2 Floppy, 1 Skin, 1 Touch-up wheel

SLATE PATTERNS

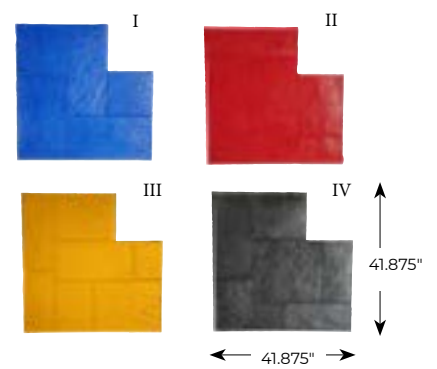


FRACTURED CYPRUS SLATE

PD-600S-PRO

- Texture Skin: PD-605
- Touch-up Wheel: FM-6520
- Joint size $\frac{3}{8}$ " - $\frac{1}{4}$ " wide, $\frac{1}{4}$ " deep
- Stone sizes vary from 9" X 9" – 16" X 26"

Recommended Set: 8 Rigid, 2 Floppy, 1 Skin, 1 Touch-up wheel



Grand Ashlar

Golden Sandstone Color Hardener / Desert Tan Antique Release



WOOD PATTERNS

Wood stamped concrete textures have been growing in popularity for years. With intricate, natural patterns, wood grain concrete stamps make an excellent option for patios and interior concrete floors. With superb moisture resistance and durability, wood stamped concrete textures are great for designs ranging from rustic to contemporary.

WOOD PATTERNS



OZARK BARNWOOD

FM-8040S-PRO

- Texture Skin: FM-8040FE, FM-8041FE (w/ grout lines)
- Touch-up Wheel: FM-6550
- Surrounding joint $\frac{1}{8}$ "

Set Includes:

- 2 ea 4.5' X 7" Yellow
- 1 ea 4' X 14" Blue & Red
- 1 ea 5' X 14" Blue & Red
- 1 ea 6' X 14" Blue & Red
- 2 ea 4' X 14" Floppy Red
- 1 ea 2' X 14" Texture Skin
- 1 ea 2' X 14" Texture Skin w/ grout lines
- 1 ea Touch-up Wheel



12" WOOD PLANK

FM-8000S-PRO FM-8000S

- Texture Skin: FM-8000FE
- Touch-up Wheel: FM-6550
- Surrounding Joint $\frac{1}{8}$ "

Set Includes:

- 1 ea 2' X 12" Blue
- 2 ea 3' X 12" Blue
- 2 ea 4' X 12" Blue
- 2 ea 6' X 12" Blue
- 2 ea 2' X 12" Floppy Blue
- 1 ea Texture Skin
- 1 ea Touch-up Wheel



WOOD PATTERNS



CEDAR WOOD PLANK

FM-8010S-PRO **FM-8010S**

- Texture Skin: FM-8010FE
- Touch-up Wheel: FM-6550
- Surrounding Joint $\frac{1}{8}$ "

Set Includes:


- 1 ea 2' X 11.5" Blue
- 2 ea 3' X 11.5" Blue
- 2 ea 4' X 11.5" Blue
- 2 ea 6' X 11.5" Blue
- 2 ea 2' X 11.5" Floppy Blue
- 1 ea Texture Skin
- 1 ea Touch-up Wheel



CLASSIC WOOD

FM-8700S-PRO **FM-8700S**

- Texture Skin: FM-8700FE
- Touch-up Wheel: FM-6550
- Joint size $\frac{1}{8}$ " wide, $\frac{3}{16}$ " deep
- Plank sizes vary from 6" X 23" - 6" X 71"



Recommended Set: 5 Rigid, 1 Floppy, 1 Skin, 1 Touch-up wheel

WOOD PATTERNS




8" WEATHERED WOOD

FM-8750S-PRO

FM-8750S

- Texture Skin: FM-8000FE
- Touch-up Wheel: FM-6550
- Joint size $\frac{1}{8}$ " - $\frac{1}{4}$ "
- Plank size 7" X 24" - 7" X 60"



Recommended Set: 6 Rigid, 1 Floppy, 1 Skin, 1 Touch-up wheel



BRIDGES OF MADISON COUNTY

FM-8020S-PRO

FM-8020S

- Texture Skin: FM-8000FE
- Touch-up Wheel: FM-6550
- Surrounding Joint $\frac{1}{4}$ "

Set Includes:

- 2 ea 4' X 15" Blue
- 2 ea 6' X 15" Blue
- 3 ea 8' X 15" Blue
- 2 ea 4' X 15" Floppy Blue
- 1 ea Texture Skin
- 1 ea Touch-up Wheel





TILE PATTERNS

Tile stamp patterns give you the beautiful look of ceramic or stone tiles, but with the strength and durability of concrete. Perfect for indoor or outdoor flooring, these patterns provide a stunning finish without the common drawbacks of conventional tiles. Forget about settling, uneven placement, and grout issues. Brickform's concrete tile stamps ensure consistent, attractive and durable surfaces.


TILE PATTERNS



4" X 4" SLATE

FM-200S-PRO FM-200S

- Texture Skin: FM-O8M2N
- Touch-up Wheel: FM-6550
- Joint size $\frac{1}{16}$ " - $\frac{1}{8}$ " wide
- Stone size 4" square




Recommended Set: 12 Rigid, 2 Floppy, 1 Skin, 1 Touch-up wheel



6" X 6" GRANITE

FM-250S-PRO FM-250S

- Texture Skin: FM-K8M2N
- Touch-up Wheel: FM-6550
- Joint size $\frac{3}{8}$ " - $\frac{1}{2}$ " wide, $\frac{1}{4}$ " deep
- Stone size 6" square



Recommended Set: 12 Rigid, 2 Floppy, 1 Skin, 1 Touch-up wheel


TILE PATTERNS



16" X 16" SLATE

TM-300S-PRO **TM-300S**

- Texture Skin: FM-E8M2N
- Touch-up Wheel: FM-6550
- Joint size $\frac{1}{2}$ " - $\frac{5}{8}$ " wide, $\frac{1}{4}$ " deep
- Stone size 16" square




Recommended Set: 8 Rigid, 2 Floppy, 1 Skin, 1 Touch-up wheel



18" X 18" SLATE

TM-1620S-PRO **TM-1620S**

- Texture Skin: FM-O8M2N
- Touch-up Wheel: FM-6550
- Joint size $\frac{1}{2}$ " - $\frac{5}{8}$ " wide, $\frac{3}{16}$ " deep
- Stone size 18" square



Recommended Set: 6 Rigid, 2 Floppy, 1 Skin, 1 Touch-up wheel

TILE PATTERNS




12" X 12" CUT STONE

FM-300S-PRO

FM-300S

- Texture Skin: FM-P8M2N
- Touch-up Wheel: FM-6550
- Joint size $\frac{1}{4}$ " - $\frac{3}{4}$ " wide, $\frac{3}{8}$ " deep
- Stone size 12" square

Recommended Set: 12 Rigid, 2 Floppy, 1 Skin, 1 Touch-up wheel




12" X 12" SLATE TILE-BUTT JOINT

TM-900S-PRO

TM-900S

- Texture Skin: FM-O8M2N
- Touch-up Wheel: FM-6550
- Stone size 12" square

Recommended Set: 8 Rigid, 2 Floppy, 1 Skin, 1 Touch-up wheel



TILE PATTERNS

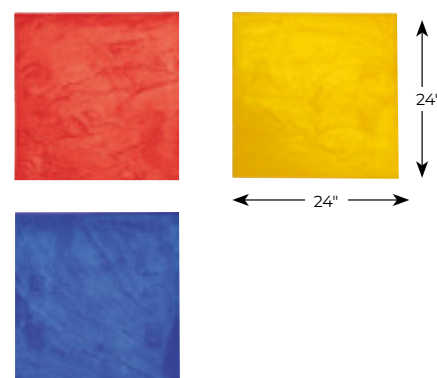


24" X 24" SLATE

FM-3200S-PRO FM-3200S

- Texture Skin: FM-E8M2N
- Touch-up Wheel: FM-6550
- Joint size $\frac{1}{2}$ " wide, $\frac{1}{4}$ " deep

Recommended Set: 12 Rigid, 2 Floppy, 1 Skin, 1 Touch-up wheel




24" X 24" YUCATAN STONE

FM-1100S-PRO FM-1100S

- Texture Skin: FM-J8M2N
- Touch-up Wheel: FM-6550
- Joint size $\frac{1}{4}$ " wide, $\frac{1}{4}$ " deep

Recommended Set: 12 Rigid, 2 Floppy, 1 Skin, 1 Touch-up wheel





Herringbone Used Brick



BRICK PATTERNS

Brick is a classic and attractive finish for interior and exterior floors alike. However, this traditional material has a few major shortcomings. Brick is subject to settling and uneven placement. Brick concrete stamps are more consistent and resist settling.

BRICK PATTERNS

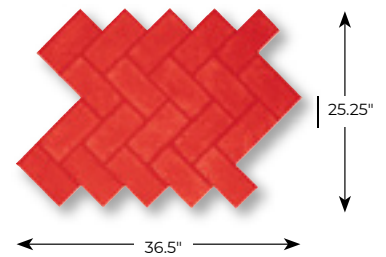


HERRINGBONE NEW BRICK FINE

FM-5050S-PRO

FM-5050S

- Texture Skin: FM-9400FE
- Touch-up Wheel: FM-6540
- Joint size $\frac{3}{8}$ " - $\frac{1}{2}$ " wide, $\frac{1}{4}$ " deep
- Brick size $3\frac{3}{4}$ " wide, $7\frac{3}{4}$ " long



Recommended Set: 9 Rigid, 2 Floppy, 1 Skin, 1 Touch-up wheel

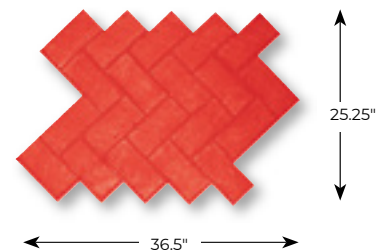


HERRINGBONE NEW BRICK SANDED

FM-5900S-PRO

FM-5900S

- Texture Skin: FM-9400FE
- Touch-up Wheel: FM-6540
- Joint size $\frac{3}{8}$ " - $\frac{1}{2}$ " wide, $\frac{1}{4}$ " deep
- Brick size $3\frac{5}{8}$ " wide, $7\frac{3}{4}$ " long



Recommended Set: 9 Rigid, 2 Floppy, 1 Skin, 1 Touch-up wheel

BRICK PATTERNS

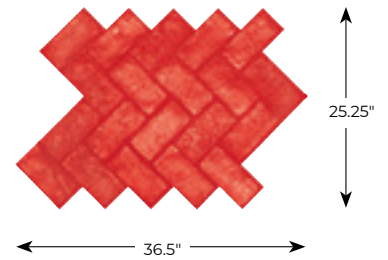


HERRINGBONE USED BRICK

FM-5000S-PRO

FM-5000S

- Texture Skin: FM-9450FE
- Touch-up Wheel: FM-6540
- Joint size $\frac{1}{4}$ " - $\frac{1}{2}$ " wide, $\frac{1}{4}$ " deep
- Brick size $3\frac{3}{4}$ " wide, $7\frac{1}{2}$ " long



Recommended Set: 9 Rigid, 2 Floppy, 1 Skin, 1 Touch-up wheel




NEW ENGLAND BASKET WEAVE

FM-3600S-PRO

FM-3600S

- Texture Skin: FM-O8M2N
- Touch-up Wheel: FM-6550
- Joint size $\frac{1}{4}$ " - $\frac{5}{8}$ " wide, $\frac{3}{8}$ " deep
- Stone size 6" x 12"



Recommended Set: 9 Rigid, 2 Floppy, 1 Skin, 1 Touch-up wheel


BRICK PATTERNS



RUNNING BOND USED BRICK

FM-5100S-PRO FM-5100S

- Texture Skin: FM-9450FE
- Touch-up Wheel: FM-6540
- Joint Size $\frac{3}{8}$ " - $\frac{1}{2}$ " wide, $\frac{1}{4}$ " deep
- Brick Size $3\frac{1}{2}$ " wide, $7\frac{1}{2}$ " long



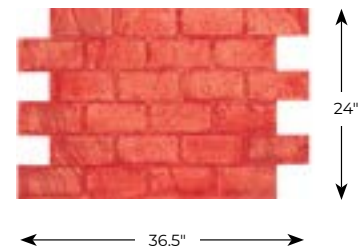
Recommended Set: 9 Rigid, 2 Floppy, 1 Skin, 1 Touch-up wheel



RUNNING BOND NEW BRICK

FM-5150S-PRO FM-5150S

- Texture Skin: FM-9400FE
- Touch-up Wheel: FM-6560
- Joint Size $\frac{1}{2}$ " - $\frac{3}{4}$ " wide, $\frac{1}{4}$ " deep
- Brick Size $3\frac{1}{2}$ " wide, $7\frac{1}{2}$ " deep



Recommended Set: 9 Rigid, 2 Floppy, 1 Skin, 1 Touch-up wheel

BRICK PATTERNS




BASKET WEAVE USED BRICK

FM-5200S-PRO

FM-5200S

- Texture Skin: FM-9450FE
- Touch-up Wheel: FM-6510
- Joint Size $\frac{1}{8}$ " - $\frac{1}{4}$ " wide, $\frac{3}{8}$ " deep
- Brick Size $3\frac{3}{4}$ " wide, $7\frac{3}{8}$ " deep



Recommended Set: 9 Rigid, 2 Floppy, 1 Skin, 1 Touch-up wheel




BASKET WEAVE NEW BRICK

FM-5250S-PRO

FM-5250S

- Texture Skin: FM-9400FE
- Touch-up Wheel: FM-6570
- Joint Size $\frac{3}{8}$ " - $\frac{1}{2}$ " wide, $\frac{1}{4}$ " deep
- Brick Size $3\frac{5}{8}$ " wide, $7\frac{3}{4}$ " deep



Recommended Set: 9 Rigid, 2 Floppy, 1 Skin, 1 Touch-up wheel





COBBLE & FAN PATTERNS

Brickform's cobble & fan concrete stamps capture the historic charm of the Old World. Crafted with precision and detail, these stamps bring the rugged, weathered look of cobblestone to your projects. Whether you're recreating the quaint streets of a European village or adding a touch of traditional elegance to modern settings, these stamps will do the job.

COBBLE & FAN PATTERNS

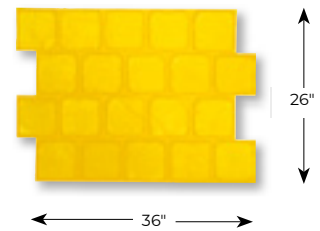


6" X 6" EDINBURGH COBBLE

FM-520S-PRO

FM-520S

- Texture Skin: FM-K8M2N
- Touch-up Wheel: FM-6570
- Joint size $\frac{1}{2}$ " - $\frac{3}{4}$ " wide, $\frac{1}{2}$ " deep
- Stone sizes vary from 5" X 6"



Recommended Set: 9 Rigid, 2 Floppy, 1 Skin, 1 Touch-up wheel

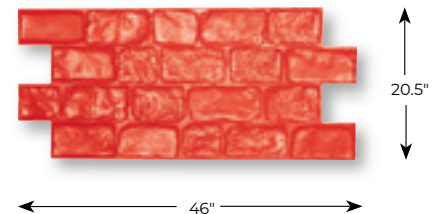


CHESHIRE COBBLE

FM-525S-PRO

FM-525S

- Texture Skin: FM-Q8M2N
- Touch-up Wheel: FM-6520/6560
- Joint size $\frac{1}{4}$ " - $\frac{3}{4}$ " wide, $\frac{3}{8}$ " deep
- Stone sizes vary from 4" X 5" - 5" X 9"



Recommended Set: 8 Rigid, 2 Floppy, 1 Skin, 1 Touch-up wheel

COBBLE & FAN PATTERNS




LONDON COBBLE

FM-540S-PRO

FM-540S

- Texture Skin: FM-P8M2N
- Touch-up Wheel: FM-6550
- Joint $\frac{1}{8}$ " - $\frac{1}{4}$ " wide, $\frac{1}{4}$ " deep
- Stone sizes vary from 5" X 6" - 6" X 8"



Recommended Set: 12 Rigid, 2 Floppy, 1 Skin, 1 Touch-up wheel

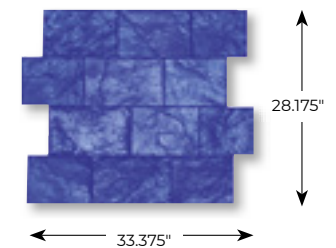


LARGE COBBLE

FM-580S-PRO

FM-580S

- Texture Skin: FM-K8M2N
- Touch-up Wheel: FM-6550
- Joint width $\frac{1}{4}$ " - $\frac{1}{2}$ ", depth $\frac{3}{8}$ "
- Stone sizes vary from 6" X 7" - 7" X 11"



Recommended Set: 9 Rigid, 2 Floppy, 1 Skin, 1 Touch-up wheel

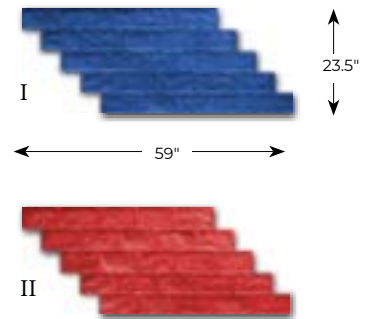
COBBLE & FAN PATTERNS



YORKSHIRE COBBLE

PD-100S-PRO

- Texture Skin: PD-125
- Touch-up Wheel: FM-6570
- Joint size $\frac{1}{8}$ " – $\frac{1}{4}$ " wide, $\frac{1}{4}$ " deep
- Stone size 4" X 8"



Recommended Set: 6 Rigid, 2 Floppy, 1 Skin, 1 Touch-up wheel

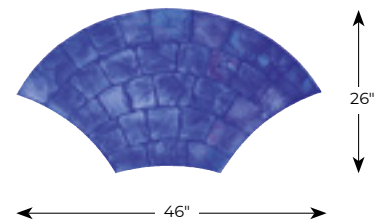


EUROPEAN FAN

FM-650S-PRO

FM-650S

- Texture Skin: FM-O8M2N
- Touch-up Wheel: FM-6510
- Joint size $\frac{1}{8}$ " - $\frac{1}{4}$ " wide, $\frac{3}{8}$ " deep
- Stone sizes vary from 3" x 5" - 4" x 7"



Recommended Set: 8 Rigid, 2 Floppy, 1 Skin, 1 Touch-up wheel

COBBLE & FAN PATTERNS



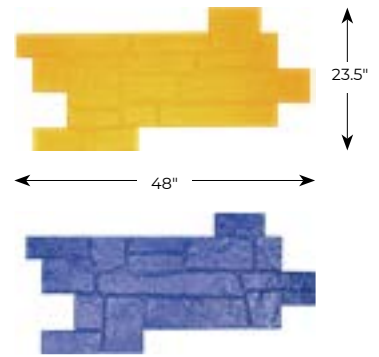
ROMAN COBBLE

FM-1465S-PRO

FM-1465S

- Texture Skin: FM-Q8M2N
- Touch-up Wheel: FM-6550
- Joint size $\frac{1}{8}$ " - $\frac{1}{2}$ " wide, $\frac{1}{16}$ " - $\frac{3}{8}$ " deep
- Stone sizes vary from $3\frac{1}{2}$ " X $5\frac{1}{2}$ " - $22\frac{1}{2}$ " X $5\frac{1}{2}$ "

Recommended Set: 8 Rigid, 2 Floppy, 1 Skin, 1 Touch-up wheel




PAVIMENTO OF PARIS

PD-200S-PRO

- Texture Skin: PD-240
- Touch-up Wheel: FM-6510
- Joint size $\frac{1}{8}$ " - $\frac{3}{8}$ " wide, $\frac{3}{8}$ " deep
- Stone sizes vary from 3" X 4"

Recommended Set: 8 Rigid, 2 Floppy, 1 Skin, 1 Touch-up wheel








SPECIALITY STAMPS

Use Brickform's specialty medallion stamps to elevate any decorative concrete project. They are perfect for enhancing curb appeal or adding a sophisticated touch to any residential or commercial setting. These medallions seamlessly integrate with various stamp patterns and textures.




Slate Border



TM-1010A-PRO TM-1010A

- Texture Skin: FM-D8M2N
- Touch-up Wheel: FM-6520
- Joint size $\frac{1}{4}$ " – $\frac{5}{8}$ " wide, $\frac{3}{8}$ " deep
- Stone size $9\frac{3}{4}$ " wide, $15\frac{1}{4}$ " long

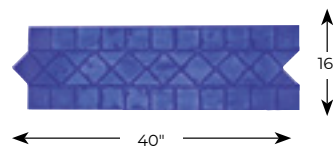
London Cobble Strip



FM-560B-PRO FM-560B

- Texture Skin: FM-P8M2N
- Touch-up Wheel: FM-6550
- Joint width $\frac{1}{8}$ " – $\frac{1}{4}$ ", depth $\frac{1}{4}$ "
- Stone size $5\frac{1}{2}$ " – $5\frac{3}{4}$ " wide, $5\frac{1}{4}$ " – 8" long


Tile Border



TM-1020A-PRO TM-1020A

- Texture Skin: FM-9400FE
- Touch-up Wheel: FM-6520
- Joint size $\frac{1}{4}$ " wide, $\frac{1}{4}$ " deep
- Tile size 5" square, 4" square, $2\frac{1}{2}$ X 5"


Used Brick Runner



FM-5600B-PRO FM-5600B

- Texture Skin: FM-9450FE
- Touch-up Wheel: FM-6540
- Joint size $\frac{3}{8}$ " wide, $\frac{1}{4}$ " deep
- Stone size $3\frac{5}{8}$ " wide, $7\frac{3}{4}$ " long


4" x 8" Cut Stone Border



FM-1225R-PRO FM-1225R

- Texture Skin: FM-O8M2N
- Touch-up Wheel: FM-6520
- Joint size $\frac{3}{8}$ " wide, $\frac{1}{4}$ " deep
- Stone size 4" wide, 8" long


12" x 12" Slate Border



FM-3300R-PRO FM-3300R

- Texture Skin: FM-O8M2N
- Touch-up Wheel: FM-6550
- Joint size $\frac{3}{8}$ " wide, $\frac{1}{8}$ " deep


4" x 8" New Brick Border



FM-5325R-PRO FM-5325R

- Texture Skin: FM-9400FE
- Touch-up Wheel: FM-6540
- Joint size $\frac{3}{8}$ " – $\frac{1}{2}$ " wide, $\frac{1}{4}$ " deep
- Stone size $3\frac{1}{2}$ " wide, $7\frac{1}{2}$ " long

Single New Brick



FM-5550R-PRO FM-5550R

- Texture Skin: FM-9400FE
- Touch-up Wheel: FM-6540
- Joint size $\frac{3}{8}$ " wide, $\frac{1}{4}$ " deep
- Stone size $3\frac{5}{8}$ " wide, $7\frac{5}{8}$ " long




SPECIALTY PATTERNS

Compass Rose



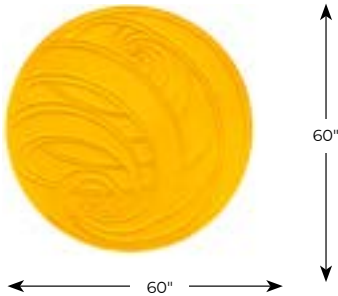
FM-2490Y-PRO

- Joint size $\frac{3}{8}$ " outer, $\frac{1}{4}$ " inner, $\frac{1}{2}$ " deep
- Touch-up Wheel: FM-6520



FM-2491Y-PRO

- Joint size $\frac{3}{8}$ " outer, $\frac{1}{2}$ " inner, $\frac{1}{4}$ " deep
- Touch-up Wheel: FM-6520



Maelstrom Medallion

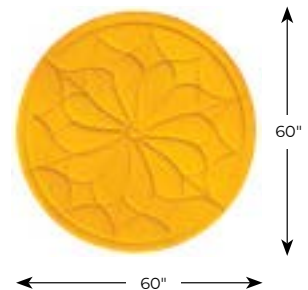


Lotus Blossom



FM-2492Y-PRO

- Joint size $\frac{3}{8}$ " wide, $\frac{3}{8}$ " - $\frac{1}{2}$ " deep
- Touch-up Wheel: FM-6520



Chiseled Face 2" Cantilever Step Liner



SL-521A


7.125" X 8'

The Cantilever form liner is perfect for concrete stairs, porches and slabs. This innovative liner has a rough, natural stone face with a dramatic cantilever that provides a unique cantilevered look replicating a natural piece of stone. The Cantilevered liner is uniquely designed to strip the same day if desired but can also stay in place for next-day stripping.

- Lightweight
- Flexible
- Easy to install
- Durable and reusable

SL-522A

Corner Piece



- Ultra-thin
- Super flexible for creating organic shapes
- Available in slate, stone and wood textures
- Sized to dimensional lumber
- Approximately 1/2" thick

Slim-Strip Step Liners

SL-600A 6" Stone Slim Strip

Actual Size: 5.5" X 8'

SL-615A 4" Stone Slim Strip

Actual Size: 3.5" X 8'

SL-625A 8" Stone Slim Strip

Actual Size: 7.25" X 8'

SL-650A 6" Slate Slim Strip

Actual Size: 5.5" X 8'

SL-665A 4" Slate Slim Strip


Actual Size: 3.5" X 8'

SL-675A 8" Slate Slim Strip

Actual Size: 7.25" X 8'

SL-680A 8" Wood Grain Slim Strip

Actual Size: 7.25" X 8'



FORM LINERS

Lightweight Dimensional Step Liners

SL-500A Stone Step Liner

Actual Size: 7.25" X 6'


SL-525A Stone Step Liner

Actual Size: 5.5" X 6'


SL-530A Stone Step Liner

Actual Size: 3.5" X 6'

- Sized to dimensional lumber
- Thin, approximately 1 ½" thick
- Attach to forms
- Flexible for creating organic shapes



Original Form Liner



45° Angle Corner Step Liner
(Two shown to form corner)

- A variety of standard sizes
- Easy pre-cut 45° joints available
- Superb detail
- Reusable
- Up to 2" of texture
- Deep Profile

SL-350 45° 24" Step Liner

Actual Size: 6" X 26.375"

SL-450 45° 16" Step Liner

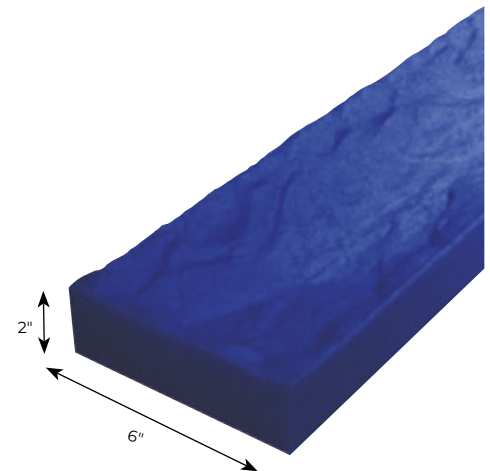
Actual Size: 6" X 18.375"

SL-100 48" Step Liner

Actual Size: 6" X 48"

SL-200 72" Step Liner

Actual Size: 6" X 72"





A close-up photograph of a person's hands using a blue and yellow stamping tool on a concrete surface. The tool has a yellow handle and a blue base. The person is wearing a grey jacket and work boots. The concrete surface is being stamped with a pattern, and the text "STAMPING ACCESSORIES" is overlaid in large white letters.


STAMPING ACCESSORIES

STAMPING ACCESSORIES

Touch-up Wheels

Brickform Touch-up Wheels are part of the Brickform Texture Mat System and are designed to help installers create clean, crisp grout lines.

FM-6510	1/4" Round Joint
FM-6520	3/16" Flat Joint
FM-6530	3/8" Flat Joint
FM-6540	3/8" Sanded Joint
FM-6550	1/2" Wedge Joint
FM-6560	1/2" Flat Joint
FM-6570	1/2" Sanded Joint



Pounders

Brickform Aluminum Handle Pounders are designed with a flexible head that reduces fatigue on the neck and shoulders, while achieving optimum detail on the concrete surface.

FP-400	12" X 12"	15 Lbs
FP-500	15" X 15"	18 Lbs

- Light weight
- Detachable handle
- Flexible base





DISPENSING SYSTEMS & COLORING PRODUCTS

GRANULAR AND ULTRAFIBER

Granular Pigments & Dispensing Systems

Solomon Colors/Brickform manufactures the highest quality granular pigment for your integral color needs. Granular colors are available through our extensive dealer network and your local Ready Mix plant. Colors are made with our Granular dispensing systems and enable our distributors to make hundreds of colors on demand.



Solomon UltraFiber 500®

Solomon UltraFiber 500® is cellulose fiber reinforcement for industrial, commercial, residential, and decorative applications. It also provides an excellent alternative to traditional secondary reinforcement – improving durability, impact resistance, shatter resistance, and freeze/thaw resistance without compromising appearance or finish ability.

- Improves hydration
- Reduces plastic shrinkage
- Improves freeze-thaw resistance
- Invisible, with no fuzz or balling



INTEGRAL COLOR

PC Colors



Powdered Integral Color

Brickform Powdered Color is a quality assured uniform blend of iron oxide pigment packaged in pre-measured repulpable paper bags that are added to the ready-mix truck at the batch plant or at the jobsite.

- 10 lb repulpable paper bags
- UV-resistant
- Meets ASTM C979



Ultra-M1x



Powdered Color with Fiber

Brickform Ultra-M1x is a blend of iron oxide pigment and Solomon Color's UltraFiber 500, packaged in a pre-measured repulpable paper bag. Ultra-M1x offers a premium color system combined with the added benefit of UltraFiber 500 in the mix.

- One bag per cubic yard (6-sack)
- Fiber reinforced with UltraFiber 500
- Reduces plastic shrinkage cracking



COLORING PRODUCTS

Color Hardener



Concrete Colorant and Hardener

Brickform Color Hardener is manufactured with the finest UV-resistant pigments and premium aggregates available. When properly applied and troweled into newly placed, fresh concrete, it forms a colored concrete surface that is resistant to weathering, wear, and normal abrasion.

- 90 to 120 ft² per bucket
- Improves abrasion resistance
- Hardens the concrete surface



Antique-It



Antiquing Agent

Antique-It is a water-soluble antiquing agent designed to impart a secondary color or to highlight stamped concrete or textured overlays. Antique-It is easy to apply, dries fast, and provides a durable color that closely resembles the look of antique release powder. Use Antique-It on newly placed hardened concrete or to rejuvenate old unsealed stamped concrete.

- 2000 to 3000 ft² per 3 lb container
- Unlimited effects and color combinations
- Dust-free application



COLORING PRODUCTS

Refresh



Semi-Opaque Penetrating Stain

Brickform Refresh is a solvent-based, semi-opaque stain used to impart color on unsealed, porous concrete and masonry surfaces. Refresh is great for correcting surface discoloration, upgrading existing concrete, or blending together multiple pours of integrally colored concrete.

- 1000 to 1500 ft² per 5 gal. pail
- UV resistant
- Available in Brickform and Solomon integral colors
- Apply with acetone-resistant sprayer



- Removable lid
- Easy color mixing
- Less mess

Pro-Dye Plus



Penetrating Stain for Concrete

Pro-Dye Plus penetrates the surface of concrete, creating a translucent color that dries quickly and will not chip, crack, or peel. Pro-Dye Plus is packaged in liquid form to be mixed in proportion with acetone, alcohol or water. Pro-Dye Plus is designed to work with the Lythic Polishing System for the coloring process in polishing floors and can also be used to touch-up floors stained with Brickform Blush-Tone Acid Stain.

- 200 to 600 ft² per mixed gallon
- Interior use only
- Use any Brickform spray-on sealer
- 8 oz bottle



COLORING PRODUCTS

ARTesian Stain®

Penetrating, Water-Based Stain

ARTesian stains are penetrating, water-based stains that produce unique color effects in finished cementitious surfaces, simulating the natural shadings and aged appearance of stone or masonry. ARTesian stain may be applied over smooth-troweled or textured concrete, cement-based overlays, vertical or horizontal concrete and masonry surfaces. Coverage 250 to 300 ft², acid free and zero VOC. Both interior and exterior use.



Applied to gray concrete with a smooth finish

Applied to gray concrete with a broom finish.

BURLAP AS-100




CAMELBACK AS-200




CHESTNUT AS-400




OLYMPIC BRONZE AS-500



EBONY AS-600



DEEP SEA AS-900



AGED WALNUT AS-1000




SANDBANK AS-1200




DRIED THYME AS-1700



PEWTER AS-2000



MAGNET AS-2100



METALLICA AS-2200

Disclaimer - When choosing colors, use the appropriate Brickform color selection guide for more accurate matching. Colors shown here display only the range of Brickform options available. To confirm an exact color, have your contractor prepare a color sample for your approval before actual construction. BRICKFORM accepts no responsibility for color matching or misprints.



COLORING PRODUCTS


Blush-Tone Acid Stain®

Chemical Stain for Concrete


Brickform Blush-Tone Acid Stain is a reactive stain that uses mineral salts to chemically react with the free lime at the surface of the slab to produce a permanent color change. The colors produced are unique and captivating with multi-colored intensities that simulate the natural shadings of aged stone, concrete and masonry. Use Blush-Tone Acid Stain to create natural color variations on non-colored concrete, integrally colored concrete, color hardened concrete, and overlays. Colors shown are an approximation of actual color. To confirm the proper color selection, have your contractor prepare a color sample in an inconspicuous area of the actual surface to be used. Blush-Tone Acid Stain is available in 1-gallon units that cover approximately 200-300 square feet.



JADE CS-100*



TURQUOISE CS-200*




COFFEE CS-300



CARAMEL CS-400



MAHOGANY CS-500




EBONY CS-600



MISSION BROWN
CS-700



AMBER CS-800



OLIVE CS-900*



WALNUT CS-1000

* May discolor if used on exterior applications.

COLORING PRODUCTS



Photo courtesy of Celeste Korthase Studio

Antique Release



Colored Powdered Bond-Breaker

Brickform Antique Release is a hydrophobic powder that imparts color while serving as a bond breaker for stamping. It is made from a finely-ground formula that creates beautifully antiqued concrete surfaces. During the stamping process, Antique Release is pressed into the concrete surface, creating a secondary coloring effect once washed off and sealed.

- 800 to 1000 ft² per bucket.
- Fade-resistant
- 5 gallon



Liquid Release




Colorless Liquid Bond-Breaker

Brickform Liquid Release is a colorless release agent formulated and recommended for use with Brickform texture mats or concrete stamping tools. Liquid Release forms a temporary barrier that prevents imprinting tools from sticking to the concrete surface during the stamping process. It is commonly used on interior applications in place of powdered release or where final projects require topical stains or coatings.

- 150 to 250 ft² per gallon
- Easy to apply
- Interior or exterior applications
- Minimizes wear on tools
- Clear liquid
- Case 4 x 1 gallon
- 5 gallon pails



DAY1®



DAY1 makes finishing concrete flatwork easier and faster. Applied during floating and troweling, DAY1 increases cream and extends workability under adverse conditions such as high wind, heat, or low humidity. It eliminates the need to add water to the surface which can lead to premature surface failure. DAY1 does not alter the water to cement ratio and becomes a permanent part of the slab so there is no membrane or residue to remove.

- 250 to 500 ft² per gallon depending on jobsite conditions
- Extends work times by 15 to 30 minutes
- Increases abrasion & impact resistance
- Reduces the potential for efflorescence
- Minimizes the potential for checking, crazing, and scaling
- Improves curing and creates a less permeable surface
- Case 4 x 1 gallon
- 5 gal., 55 gal., and 264 gal. units



Evaporation Retarder

Surface Evaporation Retardant

Evaporation Retardant is a water-based film that minimizes the evaporation of water from the surface of newly placed concrete, extending both workability and finishing time.



- 200-400 ft² per diluted gal. of concentrate
- Reduces wind crusting
- Reduces rate of moisture loss
- Minimizes plastic shrinkage cracking
- Case 4 x 1 gallon
- 5 gallon

EXPOSED AGGREGATE

Select-Etch



Surface Retarder

Select-Etch makes exposed aggregate finishes easier and more consistent. It is typically applied to freshly-placed concrete to prevent cement paste hardening and achieve more controlled exposed-aggregate finishes. Unlike sugar-based retarders with uncertain levels of retardation, Select-Etch selectively slows the hydration process down to a controlled depth. Because Select-Etch provides a longer window before the surface paste must be removed, it allows underlying concrete to harden properly, locking in aggregate and reducing pop-outs. Select-Etch is water-soluble for easy removal with high pressure water washing and scrubbing equipment.

- 250 to 300 ft² per gal.
- 12 standard exposure depths
- Colored for visual coverage control
- Consistent exposure and reveal
- Water-based; VOC compliant
- Case 4 x 1 gallon
- 5 gal., 55 gal., and 264 gal. units

PRODUCT	AGG. EXPOSURE	EXPOSURE DEPTH
SE-01 White*	Light Acid Wash	Light Acid Wash
SE-03 Violet	Acid Wash	Acid Wash
SE-05 Light Blue	Sandblast	Sandblast
SE-15 Yellow	1/8" - 1/4"	1/32"
SE-25 Beige *	1/8" - 1/4"	1/16"
SE-50 Light Green*	1/8" - 3/8"	3/32"
SE-75 Blue*	1/8" - 3/8"	1/8"
SE-100 Gray	3/8" - 1/2"	5/32"
SE-125 Pink	3/8" - 5/8"	3/16"
SE-150 Green*	3/8" - 5/8"	7/32"
SE-200 Salmon*	5/8" - 1"	1/4"
SE-250 Orange *	1" - 1 1/2"	9/32"

* Made to Order



SURFACE PREPARATION & MAINTENANCE

E-Etch®

Industrial Strength Floor Cleaner

Brickform E-Etch is an environmentally friendly cleaner, degreaser and light etching product ideal for preparing cementitious surfaces for applying stains, decorative overlays, and sealers. It may also be used on concrete, stucco, terrazzo and most masonry surfaces to open up the pores on the surface and clean grime, dirt, grease, scuff marks and stains. E-Etch effectively removes efflorescence and excess Antique Release from textured concrete.

- 250 ft² per gal. per undiluted usage
- Non-hazardous
- Etching and degreasing agent
- Case 4 x 1 gallon bottles



Neutra Clean

Cleaning and Neutralizing Agent

Brickform Neutra Clean is a cleaning and neutralizing agent engineered for use on E-Etched, acid-etched, and acid-stained floors prior to sealing. Neutra Clean is also ideal for removing light oil, grease or other types of soils from colored, imprinted and natural concrete surfaces. This product combines cleaning and light degreasing without the use of petroleum solvents and effectively loosens residues from the staining process, as well as loosening release powders from stamped concrete.

- 150 to 200 ft² per diluted gal.
- Neutralizes acid stains
- pH neutral cleaner
- Case 4 x 1 gallon bottles



Strip-It

Sealer Stripper

Brickform Strip-It is a citric-based stripper for water and solvent-based acrylic sealers and paints. Strip-It may be used on all masonry surfaces such as concrete, quarry tile, ceramic tile, terrazzo, and other surfaces. This product does not produce carcinogen hazards associated with petroleum solvents.

- 60 to 100 ft² per gal.
- Non-flammable
- Contains no methylene chloride
- Case 4 x 1 gallon bottles
- 5 gallon pail



Premium Acrylic Floor Finish

Protective Coating

Brickform Premium Acrylic Floor Finish is a high gloss, clear acrylic finish designed for use as a sacrificial coating over Brickform sealers. It is easily applied and can be re-coated without having to strip the floor. Premium Acrylic Floor Finish is ideal for ongoing maintenance on high traffic commercial and residential interior concrete surfaces.

- 800 to 1000 ft² per gal.
- High gloss / slip resistant
- Interior use only
- Case 4 x 1 gallon bottles
- 5 gallon pail



RESURFACING PRODUCTS

CEM-COAT PLUS




Orlando, Florida

Colored Cementitious Coating

CEM-COAT PLUS is an opaque, high-strength, cement-based concrete coating. CEM-COAT PLUS is perfect for any unsealed concrete surface that needs to be re-colored. Whether a solid color or antiqued, CEM-COAT PLUS offers versatility in applications and final outcomes. Applied by airless sprayer or by roller, CEM-COAT PLUS creates a durable architectural coating for your unsealed concrete.

- UV-resistant
- Interior/Exterior
- Suitable for all cementitious surfaces



BEFORE



AFTER

RESURFACING PRODUCTS

Stampable Overlay



Concrete Overlay

Brickform Stampable Overlay SC-60 is an add water resurfacing product made to be textured or stamped. Stampable Overlay is designed for use with Overlay Liquid Colorant, Liquid Release, and texturing tools. Stampable Overlay creates durable decorative finishes over existing concrete.

- 27 ft² per 60lb bag at ¼" thickness
- Use with Triple Seven Bond Coat
- Fiber Reinforced
- Interior or Exterior Use
- Available in White or Gray base



Rough Grade Micro-Topping

Brickform SM Pro Plus is an add water, cementitious resurfacing product designed to be applied with a hopper gun or trowels. It can be patterned and textured to create the look of brick, stone, tile, or other unique specialty finishes. SM Pro Plus is mixed with water and can be integrally colored using BRICKFORM Overlay Liquid Colorant. SM Pro Plus can be used on interior or exterior concrete surfaces.

- 150 to 300 ft² per 60lb bag
- Apply at ¼" to ⅜"
- Trowel, spray, or broom
- Integral color and/or stain
- Available in White or Gray base

SM PRO PLUS



RESURFACING ACCESSORIES

Stampable Overlay OL-60

Concrete Overlay

Stampable Overlay OL-60 offers the same features as Stampable Overlay SC-60 but is specially designed to work with Brickform Color Hardener, Antique Release or Liquid Release.

- Available in Gray base



SM Professional Grade®

Rough Grade Micro-Topping

SM Professional Grade offers the same characteristics as SM PRO PLUS but requires the use of Brickform Liquid Polymer. Utilizing liquid Polymer with SM Professional grade will offer additional durability.

- Available in Gray or White base



Micro-Topping

Smooth Grade

Micro-Topping is used on interior or exterior concrete to create a durable surface that can be colored or stained. Mixed with Brickform Liquid Polymer, the smooth grade is applied over SM PRO PLUS for a smooth finish when desired. The mixed materials form a thin concrete coating that can be used to restore or repair any concrete surface.

- 150 to 350 ft² per 40lb bag
- Apply up to up to 1/16th inch
- Use with overlay liquid colorant
- Can be colored & stained
- Available in Gray or White base



Vertical Mix

Vertical Stamp & Carving Mix

Vertical Mix is a lightweight vertical overlay designed for texturing vertical surfaces, from ¼" up to 2" and creating simulated stone, rock, tile, slate and other natural surfaces. It is composed of cement, polymers, lightweight aggregates and admixtures. It may be applied to vertical surfaces such as wood, drywall, concrete, blocks, etc.

- ½" thickness covers approximately 10 ft² per 45lb bag
- Add-water only product
- Color with Overlay Liquid Colorant or stain
- Easily textured by carving and stamping



RESURFACING ACCESSORIES

Overlay Liquid Colorant

Liquid Pigment for Brickform Overlays

Specifically designed for Brickform Micro-Topping, SM Professional Grade, SM Professional Grade Plus, Stampable Overlay (SC-60), and Vertical Mix.

- 10 Ounce bottles / 6 per case
- One bottle per bag
- UV stable
- Available in Standard colors and custom colors



Triple Seven Bond Coat®

Primer for Cementitious Overlays

Triple Seven Bond Coat is a reactive primer designed to work with Brickform Overlays by creating a chemical link between the concrete and the overlay. It prevents the concrete from absorbing water from the overlay material, making it easier to spread and achieve a smooth surface.

- 160 to 200 ft² per gal.
- Reactive primer
- Enhances bonding to concrete
- Case 4 x 1 gallon bottles
- 5 gallon buckets



Design Tape

Overlay Pattern Tape

Create custom patterns and designs that mimic stone, brick, tile and wood with Design Tape. Design Tape is a fiber-reinforced tape specifically designed to work with concrete overlays, it will not disintegrate, shed fiber hairs or cause grout bleeds.

- 180 feet per roll
- No glue residue
- Strong and versatile
- Eliminates the need for chalk lines
- Available in ¼", ½", and ¾" widths



Liquid Polymer

Overlay Polymer Additive

Liquid Polymer is specifically designed to work with Brickform SM Professional Grade and Brickform Micro-Topping.

- Increases density
- Adds flexural strength
- Enhanced freeze and thaw durability
- Available in 5 gal. buckets



SEALER PRODUCTS

Gem-Cure & Seal



Solvent Based Cure and Seal

Gem-Cure & Seal is a solvent-based acrylic curing and sealing compound for freshly placed concrete or existing concrete surfaces. Gem-Cure & Seal minimizes moisture loss in newly placed concrete to provide maximum strength, hardness, and protection. Reducing water evaporation will result in a stronger, denser, more durable concrete with higher compressive strength and better crack and freeze-thaw resistance.

- 250 to 350 ft² per gal.
- Color enhancing/wet look
- Medium to high gloss
- 100, 350, or 650 VOC
- Case 4 x 1 gallon bottles
- 5 gallon and 55 gallon pails



Gem Cure & Seal WB



Water Based Cure and Seal

Gem Cure & Seal WB is a water-based acrylic curing and sealing compound for freshly placed concrete or existing concrete surfaces. Gem Cure & Seal WB minimizes moisture loss in newly placed concrete to provide maximum strength, hardness, and protection. Reducing water evaporation will result in a stronger, denser, more durable concrete with higher compressive strength and better crack and freeze-thaw resistance.

- 250 to 300 ft² per gallon
- Satin finish
- 100 VOC
- Case 4 x 1 gallon bottles
- 5 gallon and 55 gallon pails



SEALER PRODUCTS

Gem-Seal



High Gloss Solvent Based Sealer

Gem-Seal is a premium quality, solvent-based acrylic sealer designed to protect architectural concrete surfaces. A light coating of Gem-Seal helps to protect the concrete surface and provide resistance to oil, grease, and food stains. Gem-Seal is ideal for use on stained, colored, stamped, exposed aggregate and Brickform resurfacing products.

- 250 to 350 ft² per gal.
- Wet look
- 100, 400, and 700 VOC
- Case 4 x 1 gallon bottles
- 5 gallon and 55 gallon pails



Poly-Seal




Medium to High Gloss Solvent Based Sealer

Poly-Seal is a solvent-based acrylic sealer designed to protect concrete and masonry surfaces. Poly-Seal is specifically formulated for use on colored, stained, stamped and exposed aggregate concrete but can also be used on all exterior concrete surfaces.

- 250 to 350 ft² per gal.
- Wet look
- 100, 400, and 650 VOC
- Case 4 x 1 gallon bottles
- 5 gallon and 55 gallon pails



Safety-Seal



Solvent Based Sealer with Traction Grip

Safety-Seal is designed to be slip-resistant and is ideal around pool decks and areas where water or moisture can accumulate. Safety-Seal is a solvent-based sealer that protects concrete surfaces from stains and mildew. Safety-Seal dries to a beautiful satin finish that is UV-resistant.

- 250 to 350 ft² per gal.
- Color enhancing
- Dries to a low sheen
- 100 and 400 VOC
- 5 gallon pails



SEALER PRODUCTS

Gem-Guard SB



Hybrid Sealer

Gem-Guard SB is a penetrating solvent-based Silane/Siloxane Acrylic sealer designed for decorative concrete and concrete pavers. Applying Gem-Guard SB will enhance the color and provide a low sheen without adding the gloss and plastic look associated with traditional film forming sealers. Once treated, the sealer protects against stains, water and salt intrusion.

- Approx. 200 ft² per gal.
- Great on saltwater pool decks
- Low gloss/color enhancing
- 5 gal. Pails
- 100, 400, and 600 VOC



Stealth-Seal



Penetrating Sealer

Stealth-Seal is a water-based Silane/Siloxane sealer that effectively protects and preserves the natural appearance of any surface. It works by creating an invisible barrier at the surface level through a chemical reaction between the sealer and the cement paste. Stealth-Seal WB protects against freeze-thaw cycles, oil, water and salt intrusion to porous construction materials such as concrete, bricks, stone, masonry blocks, and mortar.

- Approximately 200 ft² per gal.
- < 100 VOC
- Non-film forming
- 5 gal. bucket



SEALER PRODUCTS

UreMax WB Water-based Polyurethane

UreMax WB is a two-part, matte finish, polyurethane that forms a high-solids coating. UreMax WB preserves and protects any above-grade concrete, masonry or stone surface. It is the most durable, chemical-resistant coating of the Brickform sealers, without the odor typically found in solvent-based sealers.

- 400 to 600 ft² per gal.
- Matte Finish
- Low VOC/low odor
- Natural Look
- 1 gallon kit
- 4 gallon kit



Poly-Astic® Solvent-based Poly-Aspartic

Poly-Astic is a two-part high-build coating designed for concrete or masonry surfaces. It provides full color enhancement and a long lasting protective, high gloss finish that's ideal for decorative concrete surfaces. Poly-Astic protects against abrasion, oils, gasoline, acids, deicing salts, and common household chemicals.

- 200 to 400 ft² per gal.
- High gloss clear finish
- Zero VOC
- Enhances color
- 2 quart kit
- 2 gallon kit



DecoPoxy Water-Based Epoxy

DecoPoxy is a two-part, water-based coating specifically formulated to protect interior commercial or residential cementitious floors. It provides high gloss, wear and chemical resistance, and an easy-to-maintain finish, while bringing up the full depth color of architectural concrete.

- 400 to 500 ft² per kit
- Low odor/low VOC
- High gloss clear finish
- Enhances color
- Interior use only
- 1½ gal. kit



Tinta' Seal Color tint pack additive for solvent-based sealers

Tinta' Seal can enhance and correct integrally colored concrete, stamped concrete, overlays, or plain concrete. It is packaged in a 16 oz bottle that is mixed with a 5 gallon pail of either Gem-Seal, Poly-Seal or Gem-Cure & Seal. Tinta' Seal colors are available in Brickform and Solomon integral colors.



Traction Grip Skid Additive

Traction Grip is an anti-slip micronized powder that adds texture to decorative sealers (Brickform Gem-Seal, Poly-Seal, Gem-Cure & Seal and Gem Cure & Seal WB). Applications include inclined driveways, garages, steps, patios and pool decks. Available in 16 oz units, 8 per case.



Matte-Magic® Gloss Reducing Additive

Matte-Magic is a powdered flattening agent additive for Brickform solvent based sealers. The original topcoat gloss is reduced based on the amount of additive used. Matte-Magic comes in 16-oz units, with cases of 8 units. Each unit is added to a 5-gallon sealer for gloss reduction.



SEALER PROPERTIES CHECKLIST

	Gem Cure & Seal	Gem Cure & Seal WB	Gem-Seal	Poly-Seal	Safety-Seal	Gem-Guard SB	Stealth-Seal WB	UreMax WB	Poly-Astic	DecoPoxy
High performance							✓	✓	✓	
Penetrating/ Impregnating		✓				✓	✓			
Cure and seal	✓	✓								
Solvent-based	✓		✓	✓	✓	✓			✓	
Water-based		✓					✓	✓		✓
Use with Traction Grip	✓	✓	✓	✓	n/a	n/a	n/a			
Use with Matte-Magic	✓		✓	✓	n/a					
Use with Tinta' Seal	✓		✓	✓	✓					
Two-part								✓	✓	✓
VOC in grams/liter	100/350/650	100	100/400/700	100/400/650	100/400	100/400/600	<100	<50	0	190
Solids Content %	19/25	25	19/27	19	19	15	5	51	65	35
Color Enhancing	✓		✓	✓	✓	✓			✓	✓
High-sheen	✓		✓						✓	✓
Medium-sheen	✓		✓	✓	✓					
Low-sheen		✓			✓	✓		✓		
Satin-Sheen								✓		
Film-forming	✓	✓	✓	✓	✓	✓		✓	✓	✓
Non film-forming							✓			
Flammable	✓		✓	✓	✓	✓				
Roll-on	✓	✓	Only 700 VOC	✓	✓	✓	✓	Preferred	✓	✓
Spray-on	Preferred	Preferred	✓	Preferred	Preferred	Preferred	Preferred	✓		✓
Interior	✓	✓	✓	✓	✓	✓	✓	✓	✓	✓
Exterior	Preferred	✓	Preferred	Preferred	Preferred	Preferred	✓			

A construction worker wearing a white hard hat, safety glasses, a high-visibility yellow vest over a blue shirt, and white gloves is using a sprayer on a concrete slab. The sprayer is a white tank with an orange base and a black hose. The worker is holding the handle of the sprayer and spraying the concrete. The background shows a construction site with concrete slabs and some trees in the distance.

SPRAYERS

SWISSMEX SPRAYERS

Brickform® is proud to distribute Swissmex sprayers. This quality line of sprayers is ideally suited for many of our Brickform decorative products including stains, sealers, and dyes.

ACETONE SPRAYERS

Best for dyes, sealers, and cure & seals containing an Acetone base

DS-8040

- 0.4 gal.
- Adjustable poly nozzle
- Lock-on thumb trigger



DS-8350

- 3 gal. compression sprayer
- Pressure relief valve
- Air Compressor Compatible
- Fan & conical tip included
- Locking trigger for continuous spray



DS-8400

- 4 gal. backpack sprayer
- Fan & conical tip included
- Locking trigger for continuous spray



SOLVENT SPRAYERS

Best for sealers, cure & seals and form oils containing Aromatic Solvents such as Xylene

DS-8041

- 0.4 gal.
- Adjustable poly nozzle
- Lock-on thumb trigger



DS-8351

- 3 gal. compression sprayer
- Pressure relief valve
- Air Compressor Compatible
- Adjustable brass nozzle & fan tip included
- Locking trigger for continuous spray



DS-8401

- 4 gal. backpack sprayer
- Adjustable brass nozzle & fan tip included
- Locking trigger for continuous spray



SWISSMEX SPRAYERS

Swissmex sprayers are designed for performance, durability, and ease of use far beyond the competition. All these sprayers feature impact and UV-resistant poly tanks, leak-resistant interiors, and adjustable nozzles.

ECONOMY SPRAYERS

Best for use with water-based products

DS-8230

- 2.3 gal.
- Adjustable poly nozzle
- Locking trigger for continuous spray



DS-8352

- 3.5 gal.
- Adjustable poly nozzle & fan tip included
- Locking trigger for continuous spray



ACID SPRAYERS

Best for muriatic acid, phosphoric acid, and acid stains

DS-8042

- 0.4 gal.
- Adjustable poly nozzle
- Lock-on thumb trigger



DS-8182

- 3 gal. compression sprayer
- Pressure relief valve
- Locking trigger for continuous spray
- Adjustable brass nozzle & fan tip included
- Clean with soapy water



ACCESSORIES

DS-SPRAYNOZZLE

The Precision Tip provides a precise, consistent, wide fan spray pattern, without the inconsistencies often found in competing spray tips. Designed to reduce dripping when the spray lever is not depressed.



COVERAGE RATES

All coverage rates may vary. For accurate coverage rates, job site mock-ups must be completed.

PRODUCT	PACKAGE UNIT	COVERAGE
Color Hardener		
Color Hardener	5 gal. Bucket	90-120 ft ² per bucket
Antiquing Agents		
Antique-It	3 lb. Container	2000-3000 ft ² per Container
Integral Products		
PC Colors	Dissolvable Bag (10 lbs.)	1 bag/ 2 yd ³ ; 1 bag/ 1 yd ³ ; 2 bags / 1 yd ³ ; 3 bags/ 1 yd ³
Ultra-Mix	Dissolvable Bag (weight varies)	1 bag/ yd ³
UltraFiber 500	Dissolvable Bag (1, 1.5 lb)	1 bag/ yd ³
Concrete Stains & Dyes		
ARTesian Stain	1 gal. Bottle	250-300 ft ² per gal.
Blush Tone Acid Stain	1 gal. Bottle	200-300 ft ² per gal.
Refresh Exterior Concrete Stain	5 gal. Pail	1000-1500 ft ² per pail
ProDye Plus	8 oz. Bottle	200-600 ft ² per diluted gal.; (1 bottle PD: 1 gal. acetone or water)
Release Agents		
Antique Release	5 gal. Bucket	800-1000 ft ² per bucket
Liquid Release	Case 4 x 1 gal., 5 gal.	150-250 ft ² per gal.
Evaporation Retarder & Finishing Aid		
Evaporation Retarder (Concentrate)	Case 4 x 1 gal., 5 gal.	200-400 ft ² per diluted gal. (1 part EV: 9 part H ₂ O)
Day 1 Finishing Aid	Case 4 x 1 gal., 5 gal., 55 gal., 264 gal.	250-500 ft ² per gal.
Surface Retarders		
Select-Etch	Case 4 x 1 gal., 5 gal.	250-300 ft ² per gal.
Surface Preparation & Maintenance		
E-Etch	Case 4 x 1 gal. Bottle	250 ft ² per gal.; undiluted
Neutra Clean (concentrate)	Case 4 x 1 gal. Bottle	150-200 ft ² per diluted gal.; (4 oz NC: 1 gal. H ₂ O)
Strip-It	Case 4 x 1 gal., 5 gal.	60-100 ft ² per gal.
Premium Acrylic Floor Finish	Case 4 x 1 gal., 5 gal.	800-1000 ft ² per gal.
Overlay Systems		
Cem-Coat Plus	8 lb. Pack	75-125 ft ² per kit 300-500 ft ² per kit
SM Pro Plus	60 lb. Bag	150-300 ft ² at 1/16" to 3/16"
SM Professional Grade	60 lb. Bag	150-300 ft ² at 1/16" to 3/16"
Micro-Topping	40 lb. Bag	150-350 ft ² at 1/10" to 3/16"
OL-60 Stampable Overlay	45 lb. Bag	27 ft ² at 1/4" thickness
SC-60 Stampable Overlay	60 lb. Bag	27 ft ² at 1/4" thickness
Triple Seven Bond Coat	Case 4 x 1 gal., 5 gal.	160-200 ft ² per gal.
Overlay Liquid Colorant	10 oz. Bottle	1 bottle per bag of overlay
Vertical Wall Mix		
Brickform Vertical Mix	40 lb. Bag	10 ft ² at 1/2" thickness
Concrete Sealers		
Gem-Seal	Case 4 x 1 gal., 5 gal., 55 gal.	250-350 ft ² per gal.
Poly-Seal	Case 4 x 1 gal., 5 gal., 55 gal.	250-350 ft ² per gal.
Safety-Seal	5 gal. Pail	250-350 ft ² per gal.
Stealth-Seal WB	5 gal. Bucket	200 ft ² per gal.
Gem Cure & Seal	Case 4 x 1 gal., 5 gal., 55 gal.	250-350 ft ² per gal.
Gem-Guard SB	5 gal. Pail	200 ft ² per gal.
Gem Cure & Seal WB	Case 4 x 1 gal., 5 gal., 55 gal.	250-300 ft ² per gal.
Ure-Max	1 gal. Kit	400-600 ft ² per kit
Ure-Max	4 gal. Kit	1600-2400 ft ² per kit
Deco-Poxy	1.5 gal. Kit	400-500 ft ² per kit
Poly-Astic	2 gal. Kit	400-800 ft ² per kit
Sealer Additives		
Tinta' Seal	16 oz. Bottle	1 bottle per 5 gal. of sealer
Traction Grip	16 oz. Bottle	1 bottle per 5 gal. of sealer
Matte-Magic	16 oz. Bottle	1 bottle per 5 gal. of sealer



SCAN TO DOWNLOAD APP

*Defining Decorative Concrete
Since 1971*

