



Expanding Your Solutions

Joint Firestopping Submittal Package "The Faster Way to Firestop®"

Complete Submittal Package

Table of Contents

ASTM/Standards Declaration	3
Material Content	4
Sound Test Reports	5
NEW! FireRip® (High Deflection Dynamic Joint Protection) Specification Sheet	6
NEW! FireRip® UL Details	7–11
NEW! FireRip®-Strap	12
HOTROD® Type-X (Compressible Firestopping) Specification Sheet	13
HOTROD® Type-X UL Details	14–17
NEW! HOTROD® XL (Fire Rated Deflection Bead) Specification Sheet	18
NEW! HOTROD® XL UL Details	19–23
NEW! CEMCO Fire Bead® (Fire Rated Deflection Bead) Specification Sheet	24
NEW! CEMCO Fire Bead® UL Details	25–26
NEW! CEMCO Super Seal-X (Fire Rated Deflection Bead) Specification Sheet	27
NEW! CEMCO Super Seal-X UL Details	28–29
NEW! CEMCO Fire Gasket® .5 (Firestopping for Building Joints) Specification Sheet	30
NEW! CEMCO Fire Gasket® 1 (Firestopping for Building Joints) Specification Sheet	31
NEW! CEMCO Fire Gasket® 1.5 (Firestopping for Building Joints) Specification Sheet	32
NEW! CEMCO Fire Gasket® UL Details (FG.5, FG1, & FG1.5)	33–36
NEW! CEMCO Flute Shield Specification Sheet	37
NEW! CEMCO Flute Shield UL Details	38
FAS® STRAP Specification Sheet	39
FAS® STRAP UL Details	40
RBR Strap (Rated Base Reveal) Specification Sheet	41
RBR Strap UL Details	42
FAS® 093X™ Specification Sheet	43
FAS® 093X™-V Specification Sheet	44
FAS® 093X™-V UL Details	45
FAS® VDJ (Vertical Drift Joint) Specification Sheet	46
FAS® VDJ UL Details	47
Smoke and Sound Stop Specification Sheet	48
NEW! CEMCO Sound Gasket® (Sound Abatement for Building Joints) Specification Sheet	49
“CST” Brand Slotted Tracks (Standard)	50
“CST” Brand Slotted Tracks (with Optional Drift Slots)	51

CEMCO® Presents the Faster Way to Firestop®

Scan or click the code to view the latest head-of-wall innovations video!



Steel Thickness

Color Code (painted on ends)	Mil Thickness	Design Thickness (in.) ¹	Minimum Thickness (in.) ^{1,2}
None	18	0.0188 (.48 mm)	0.0179 (.45 mm)
White	33	0.0346 (.88 mm)	0.0329 (.84 mm)
Yellow	43	0.0451 (1.15 mm)	0.0428 (1.09 mm)
Green	54	0.0566 (1.44 mm)	0.0538 (1.37 mm)
Orange	68	0.0713 (1.81 mm)	0.0677 (1.72 mm)

1) Uncoated Steel Thickness. Thickness is for carbon sheet steel.

2) Minimum thickness represents 95% of the design thickness and is the minimum acceptable thickness with 2004 AISI supplement.

Patents & Intellectual Property Rights

CEMCO fire-rated products, or installations incorporating these products, may be covered by one or more of the following U.S. Patent #'s, as well as several other patents pending:

- 7,617,643
- 8,281,552 B2
- 8,322,094
- 8,353,139
- 8,595,999
- 8,640,415
- 8,671,632
- 8,793,947
- 8,938,922
- 9,045,899
- 9,085,895
- 9,127,454
- 9,290,932
- 9,371,644
- 9,481,998
- 9,551,148
- 9,551,148 B2
- 9,616,259
- 9,637,914
- 9,683,364
- 9,739,052
- 9,752,318 B2
- 9,879,421
- 9,931,527
- 9,973,319
- 10,000,923
- 10,011,983
- 10,077,550
- 10,184,246
- 10,689,842 B2
- 10,753,084
- 11,111,666

ASTM & Code Standards

- ASTM A653/653M, A924/924M, A1003/1003M, C645 and C754.
- ASTM E3157-20 Standard Guide for Understanding and Using Information Related to Installation of Firestop Systems.
- UL ESR25033-01 (Fire Bead, Fire Gasket (0.5, 1, 1.5), FAS 093X, FAS 093X-V, FAS Strap, RBR Strap, HOTROD Type-X (1" & 2"), HOTROD XL, Super Seal-X, FireRip, Flute Shield).
- IBC: 2012, 2015, 2018, 2021
- CBC: 2013, 2016, 2019
- ASTM E 1966: Standard Test Method of Fire Tests of Firestop Systems.
- UL 2079 5th Edition Tests For Fire Resistance of Building Joints.
- ASTM E-119 Standard Test Methods for Fire Tests of Building Construction and Material.
- Sound Tested in accordance with ASTM E90-09.
- Air leakage tests conducted for compliance with Section 713.6 of IBC and CBC.



LEED v4 for Building & Design Construction (Steel)

- MR Prerequisite: Construction and Demolition Waste Management Planning.
- MR Credit: Construction and Demolition Waste Management.
- MR Credit: Building Product Disclosure and Optimization – Sourcing of Raw Materials, Option 2.
- MR Credit: Building Product Disclosure and Optimization – Material Ingredients, Option 1.
- MR Credit: Building Life-Cycle Impact Reduction, Option 4.

Recycled Content (Steel)

- Total Recycled Content: 36.9%
- Post-Consumer: 19.8%
- Pre-Consumer: 14.4%

Recycled Content (Vinyl)

CEMCO Fire Bead®, Fire Gasket®, Sound Gasket®, HotRod® XL, and FAS® 093X™-V are manufactured for CEMCO by Trim-Tex Drywall Solutions with recycled PVC materials. These trims contain the following recycled content (RC) in the finished vinyl product:

CEMCO Product	Pre-Consumer RC	Post-Consumer RC
Fire Bead®	30%	0%
Fire Gasket®, Sound Gasket®	65%	0%
HOTROD® XL	42%	0%
FAS®093X™-V	48%	0%

For LEEDv4 Building Product Disclosure and Optimization – Sourcing of Raw Materials, please complete the Product Intake Form at

https://www.trim-tex.com/files/9515/6262/0392/TrimTex_LEEDv4_BPDO_ExtendedResponsibility_FINAL.pdf

All products are manufactured and assembled in the United States. The foam component of HOTROD® XL does not contain pre- or post-consumer recycled content and is not recyclable. It is classified as a nonregulated solid waste and is not considered hazardous as defined

under the Resource Conservation and Recovery Act (RCRA) 40 CFR 261. It does not contain any ingredients that are IARC, NTP, or OSHA listed carcinogen. Its VOC Content is less than 1% by weight and less than 10 g/L.

Intumescent Fire Tape

Intertek does hereby certify that an independent assessment has been conducted on behalf of RECTORSEAL, LLC


Certificate Number: CA-42996-2021a

Conformance Criteria: California Department of Public Health (CDPH) Standard Method v1.2: Private Office and School Classroom.

Issuing Office Name & Address: Intertek Testing Services NA, Inc. 4700 Broadmoor Ave SE, Suite 200, Kentwood, MI 49512 USA

Ph: +1-616-656-7401

Product Category	Intumescent Tape
Model Name	BlazeSeal™
Product Restrictions	None
TVOC Range*	Between 0.5 and 5.0 mg/m3



CERTIFIED
CLEAN AIR GOLD

California's Proposition 65 Warning

California's Safe Drinking Water and Toxic Enforcement Act of 1986 – commonly referred to as Proposition 65 ("Prop 65") (27 Cal. Code Reg. § 25600, et seq.) – has recently changed, requiring manufacturers to provide a warning based on its knowledge about the presence of one or more of the almost 900 listed chemicals which are known to the State of California to cause cancer and birth defects, or other reproductive harm. With a few exceptions, manufacturers operating in the state of California as well as those entities who distribute, import, package, and/or supply products into the State of California are now required provide a "clear and reasonable" warning to consumers that their prod-

ucts may contain one or more of these listed chemicals or compounds. The complete list is available at www.P65Warnings.ca.gov.


In compliance with the new requirements, we are notifying each of our customers that CEMCO products contain Nickel (metallic) and/or other chemicals listed which are known to the State of California to cause cancer and birth defects or other reproductive harm. Safety data sheets from our major suppliers are available from CEMCO on our website at www.cemcosteel.com.

HOTROD® Type-X and HOTROD® XL Sound Test Reports

- NOAL 19-1049 STC 68 Double Wall/Double Layer HOTROD XL
- NOAL 19-1048 STC 63 HOTROD XL Double Wall
- STC-68 2 layer, 2 layer ViperStud 18 mil, 24 OC Chase Wall R13 HOTROD TL14-285
- STC-68 2 layer, 2 layer, Viper-X 18 mil, 24 OC Chase Wall R13 HOTROD XL NOAL19-1049
- STC-63 1 layer, 2_layer ViperStud 18 mil 24 OC R11 Tab Track HOTROD TL17-433
- STC-60 1 layer, 1 layer ViperStud 18 mil 24 OC R11, HOTROD TL17-430
- STC-58 2 layer, 1 layer ViperStud 18 mil 24 OC R13 Tab Track, Orfield15 1016
- STC-51 2 layer, 1 layer, ViperStud 18 mil 24 OC R13, HOTROD Orfield15-1012
- STC-51 2 layer, 1 layer ViperStud 18 mil 24 OC R11, HOTROD TL17-418
- STC-50 2 layer, 1 layer Viper-X 18 mil 24 OC R13, HOTROD XL NOAL19 117
- STC-50 2 layer, 1 layer Viper-X 18 mil 24 OC R13, HOTROD XL NOAL19-1041

Sound Test Reports for Fire Bead, Fire Gasket, Sound Gasket, FAS J-Track, RBR Strap, 093X

- NOAL 18-0763S STC 55 Single Wall Unbalanced
- NOAL 18-0762S STC 51 Single Wall Unbalanced
- NOAL 19-1046 STC 66 Double Wall Unbalanced
- NOAL 19-1045 STC 62 Double Wall Unbalanced
- NOAL 19-1043 50 STC Single Wall Unbalanced
- NOAL 18-0766 STC 66 Single Wall/Double Layer
- NOAL 18-0765 STC 63 Double Wall/Single/Double Layer
- NOAL 18-0762 STC 51 Single Wall/Single Layer/Double Layer
- NOAL 18-0763 STC 55 Single Wall/Double Layer
- TL 14-215 STC 57 093X with RC-1 Single Layer/Double Layer
- OL15-1010 STC 52 RBR Strap Single/Double Layer
- NOAL 19-0116 STC 50 Fire Bead Single Wall Unbalanced
- USG-170701 STC 42 for 4" Shaft Wall Cavity



CEMCO FireRip® (High Deflection Dynamic Joint Protection)

Product Description

CEMCO FireRip® is a composite steel angle incased in fire-rated drywall that provides unencumbered dynamic movement per **UL-2079 5th edition**. FireRip comes in 8' lengths and 3 different sizes to provide unencumbered fire-rated joint protection for 2", 3", and 4" wide joints.

- **FireRip:** is mechanically fastened to the overhead structure at 24" on center through the horizontal attachment flange. The encased drywall leg is set against the finished drywall concealing the deflection gap at the head of wall.
- **FireRip:** provides one, two, and three-hour fire ratings from a single layer profile.
- **FireRip:** install joining pieces in contact to each other. Visible gaps must be sealed with UL fire-rated fire sealant
- **FireRip:** when properly installed, does not require any additional fire sealant or fire spray to maintain fire ratings per UL-2079.
- **FireRip:** can be used as a retrofit to repair damaged fire-rated fill material or to replace fire-rated fill material that was improperly installed.
- **FireRip:** installs over the finish layer of drywall on both sides on a standard wall and on just one side (finish drywall/non shaft side) of a shaft wall.
- **FireRip:** provides L-rating of less than 1CFM.
- **FireRip:** can be used with any UL certified deep leg or slotted leg track.
- **FireRip:**
 - FR2 (1-1/2" x 2-3/4") provides 2" unencumbered movement.
 - FR3 (1-1/2" x 3-3/4") provides 3" unencumbered movement.
 - FR4 (1-1/2" x 4-3/4") provides 4" unencumbered movement.

Packaging

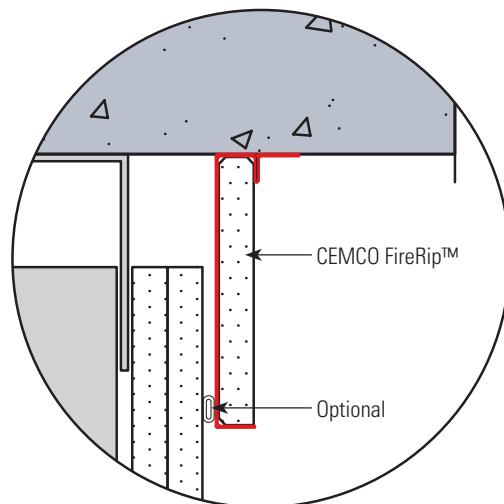
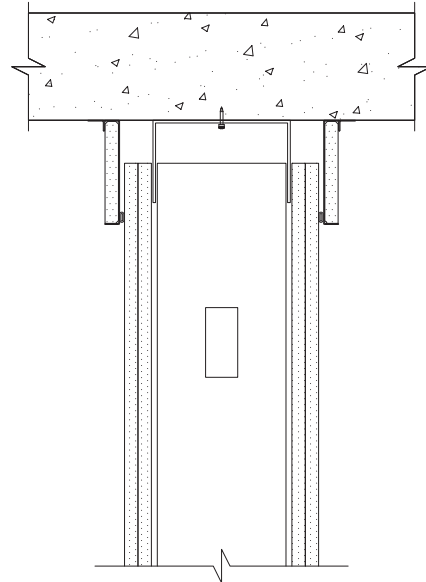
- 8'-0" lengths – 4 pieces per bundle – 32' per bundle.
- When properly stored indoors in original packaging FireRip will not breakdown and has no expiration date.

ASTM & Code Standards

- ASTM E 1966: Standard Test Method of Fire Tests of Firestop Systems – UL 2079 5th Edition Tests for Fire Resistance of Building Joints.
- ASTM E-119 Standard Test Methods for Fire Tests of Building Construction and Material.
- UL ER25033
- Air leakage tests conducted for compliance with Section 713.6 of IBC and CBC.
- UL listings/approvals: HW-D-0420; HW-D-0421; HW-D-1096; HW-D-0451; HW-D-0453; HW-D-0461; HW-D-0463; HW-D-0582; HW-D-0584; HW-D-0587; HW-D-0594; HW-D-0602; HW-D-0585; HW-D-0652; HW-D-0653; HW-D-0622
- **Patent Pending**



← Scan or click
the code to view the
installation video!



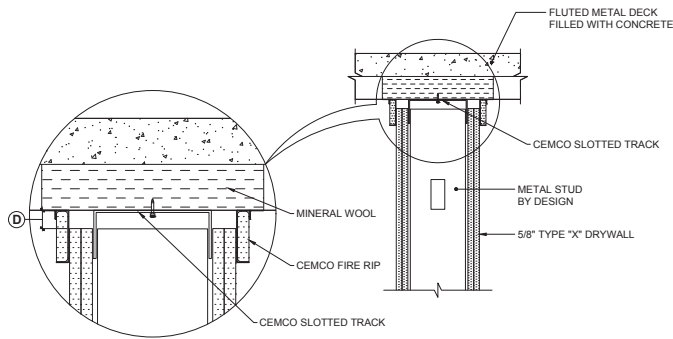
Technical Services

Technical Services: 800.416.2278
Structural Engineering/Design: 925.473.9340
www.cemcosteel.com



This technical information reflects the most current information available and supersedes any and all previous publications effective January 10, 2023.
01-10-23 AT

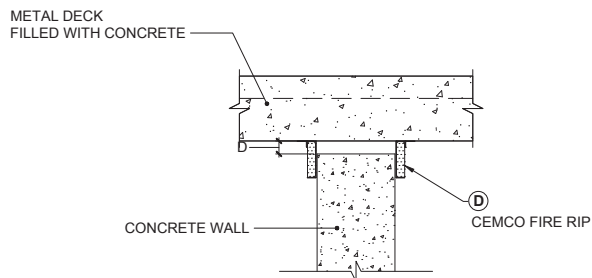
HW-D-0420 PERPENDICULAR TO FLUTED DECK



(D)
FR2 = 2" Total Movement
FR3 = 3" Total Movement
FR4 = 4" Total Movement

*NOTE: SINGLE LAYER OF 5/8" TYPE "X" DRYWALL FOR 1 HOUR FIRE RATING, 2 LAYERS FOR 2 HOUR

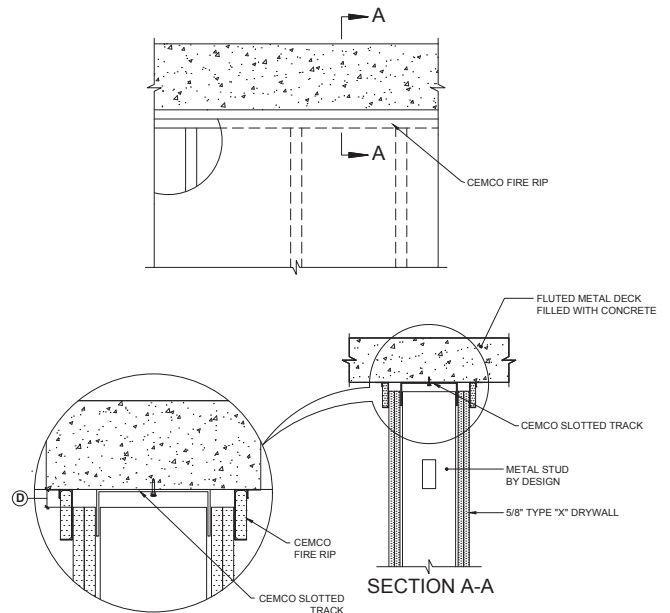
HW-D-0451 CMU HEAD OF WALL



(D)
FR2 = 2" Total Movement
FR3 = 3" Total Movement
FR4 = 4" Total Movement

*NOTE: SINGLE LAYER OF 5/8" TYPE "X" DRYWALL FOR 1 HOUR FIRE RATING, 2 LAYERS FOR 2 HOUR

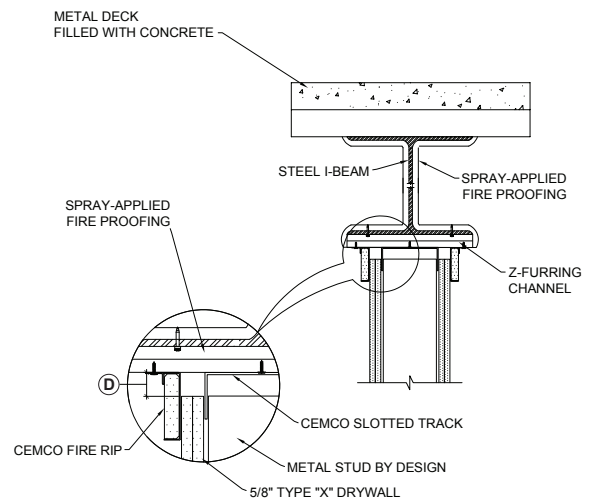
HW-D-0421 CONCRETE SLAB



(D)
FR2 = 2" Total Movement
FR3 = 3" Total Movement
FR4 = 4" Total Movement

*NOTE: SINGLE LAYER OF 5/8" TYPE "X" DRYWALL FOR 1 HOUR FIRE RATING, 2 LAYERS FOR 2 HOUR

HW-D-0453 UNDER STEEL I-BEAM



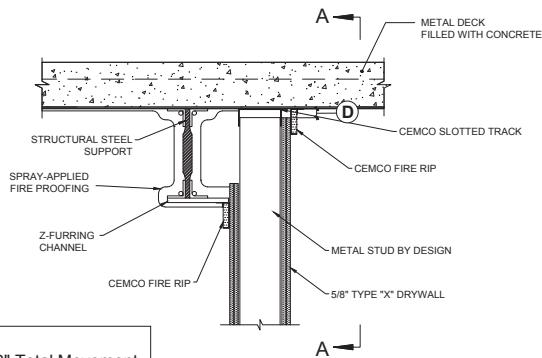
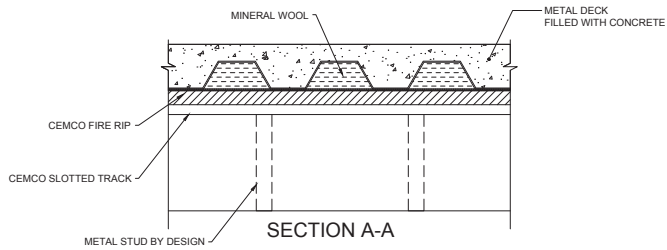
(D)
FR2 = 2" Total Movement
FR3 = 3" Total Movement
FR4 = 4" Total Movement

*NOTE: SINGLE LAYER OF 5/8" TYPE "X" DRYWALL FOR 1 HOUR FIRE RATING, 2 LAYERS FOR 2 HOUR

Typical Details | FireRip®

High Deflection Dynamic Joint Protection

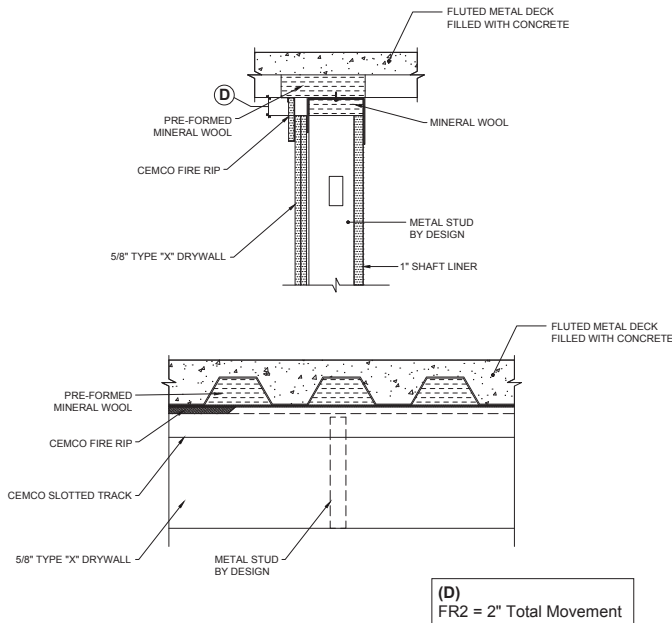
HW-D-0461 PARALLEL TO I-BEAM



(D)
FR2 = 2\" Total Movement
FR3 = 3\" Total Movement
FR4 = 4\" Total Movement

*NOTE: SINGLE LAYER OF 5/8\" TYPE \"X\" DRYWALL FOR 1 HOUR FIRE RATING, 2 LAYERS FOR 2 HOUR

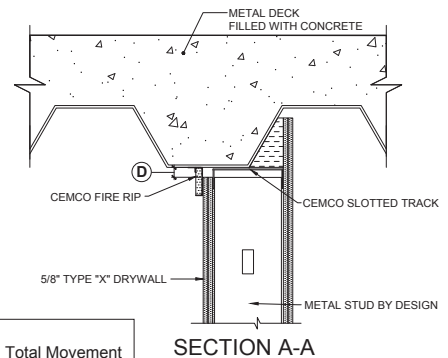
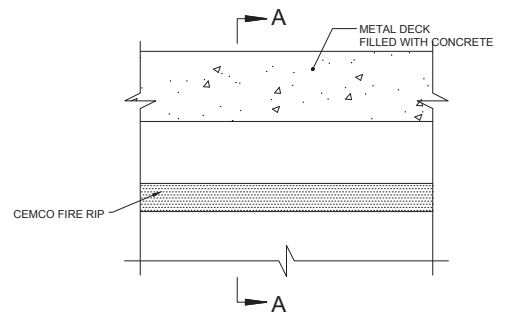
HW-D-0584 SHAFT-WALL FLUTED DECK



(D)
FR2 = 2\" Total Movement

*NOTE: SINGLE LAYER OF 5/8\" TYPE \"X\" DRYWALL FOR 1 HOUR FIRE RATING, 2 LAYERS FOR 2 HOUR

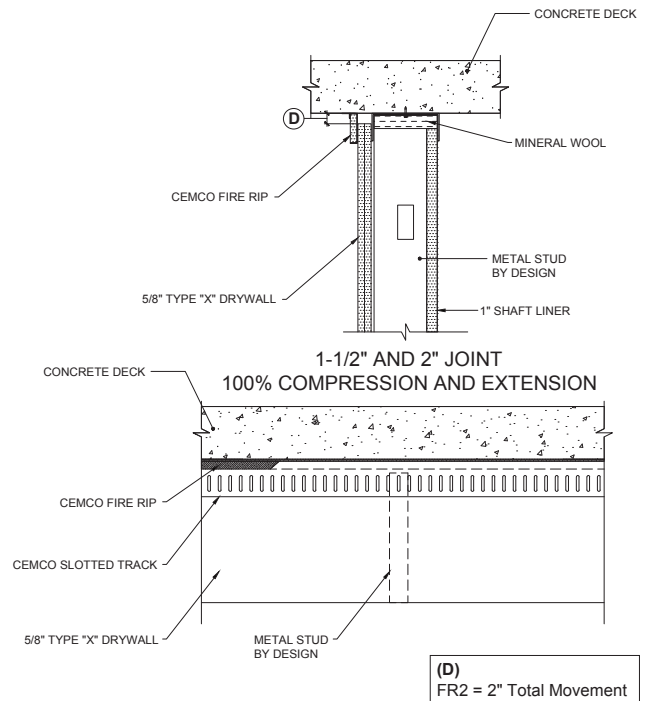
HW-D-0463 PARALLEL TO FLUTE VALLEY



(D)
FR2 = 2\" Total Movement
FR3 = 3\" Total Movement
FR4 = 4\" Total Movement

*NOTE: SINGLE LAYER OF 5/8\" TYPE \"X\" DRYWALL FOR 1 HOUR FIRE RATING, 2 LAYERS FOR 2 HOUR

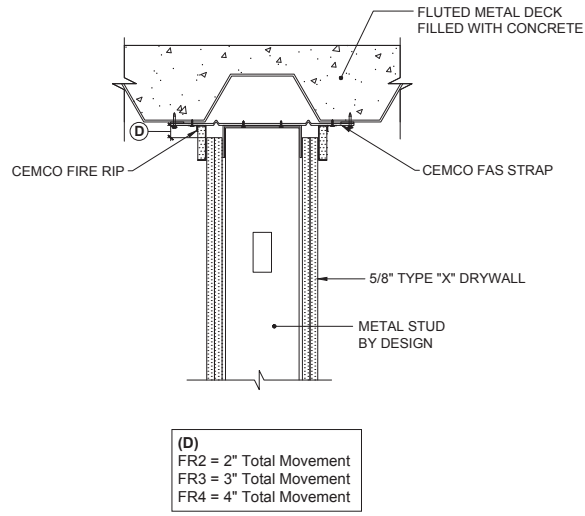
HW-D-0585 SHAFT-WALL AT CONCRETE



(D)
FR2 = 2\" Total Movement

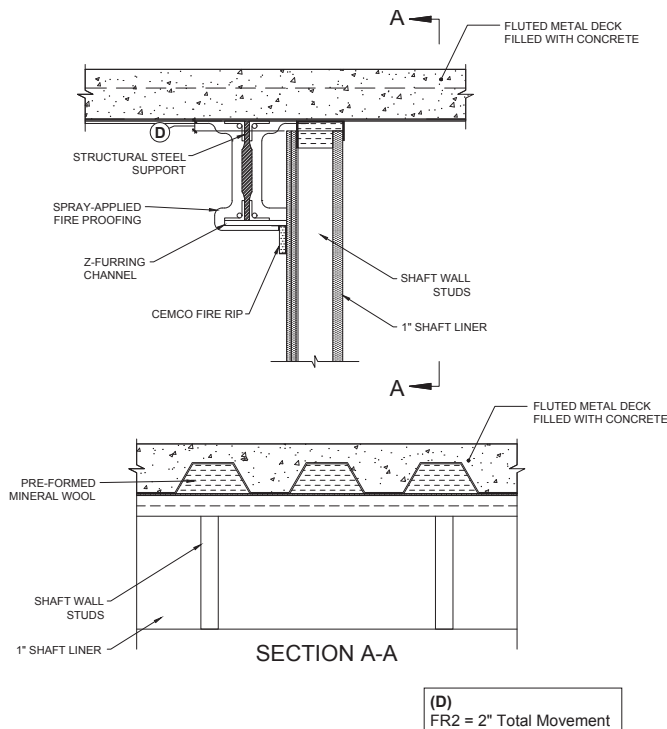
*NOTE: SINGLE LAYER OF 5/8\" TYPE \"X\" DRYWALL FOR 1 HOUR FIRE RATING, 2 LAYERS FOR 2 HOUR

HW-D-0587 PARALLEL WITH FLUTED DECK (FAS STRAP)



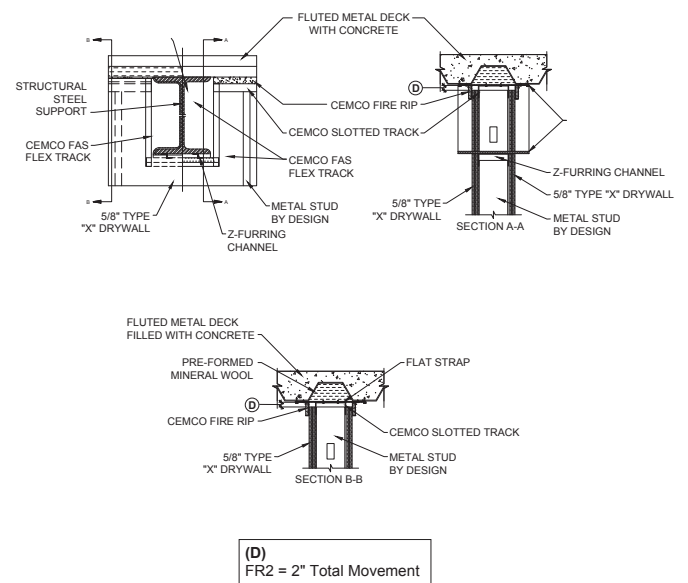
*NOTE: SINGLE LAYER OF 5/8" TYPE "X" DRYWALL FOR 1 HOUR FIRE RATING, 2 LAYERS FOR 2 HOUR

HW-D-0602 SHAFT WALL PARALLEL TO I-BEAM



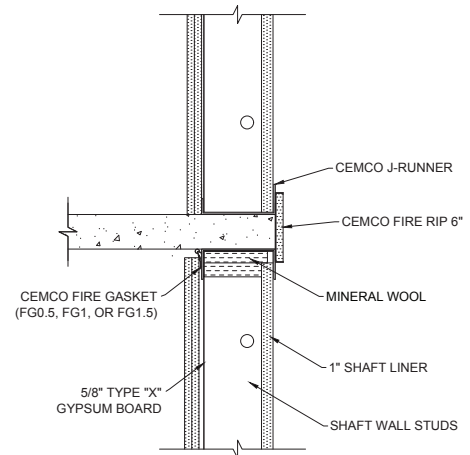
*NOTE: SINGLE LAYER OF 5/8" TYPE "X" DRYWALL FOR 1 HOUR FIRE RATING, 2 LAYERS FOR 2 HOUR

HW-D-0594 BEAM PENETRATION



*NOTE: SINGLE LAYER OF 5/8" TYPE "X" DRYWALL FOR 1 HOUR FIRE RATING, 2 LAYERS FOR 2 HOUR

HW-D-0621 SHAFT WALL SLAB BY-PASS

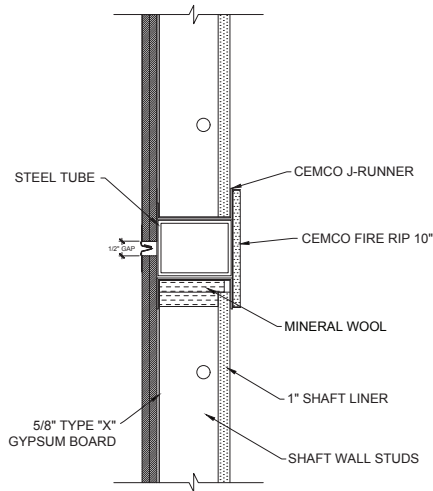


*NOTE: SINGLE LAYER OF 5/8" TYPE "X" DRYWALL FOR 1 HOUR FIRE RATING, 2 LAYERS FOR 2 HOUR

Typical Details | FireRip®

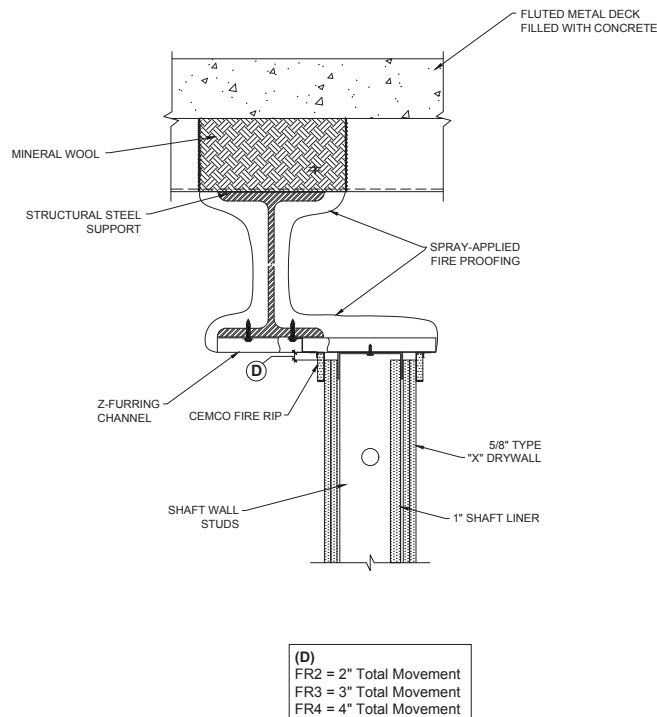
High Deflection Dynamic Joint Protection

HW-D-0621 SHAFT WALL SLAB BY-PASS



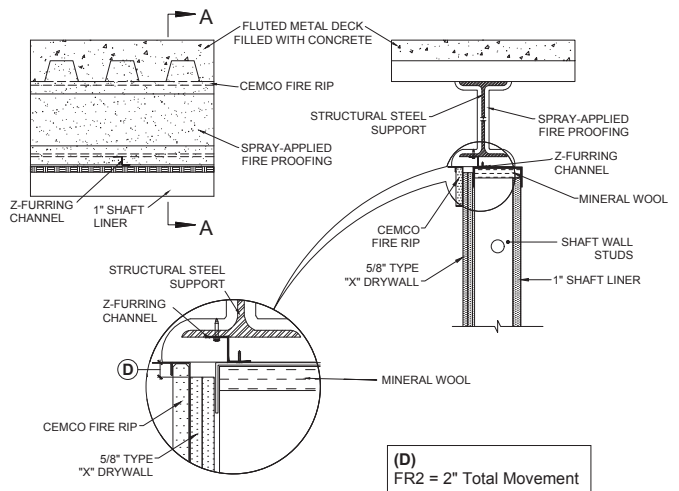
*NOTE: SINGLE LAYER OF 5/8\" TYPE \"X\" DRYWALL FOR 1 HOUR FIRE RATING, 2 LAYERS FOR 2 HOUR

HW-D-0652 SHAFT WALL CANTILEVER UNDER STEEL I-BEAM



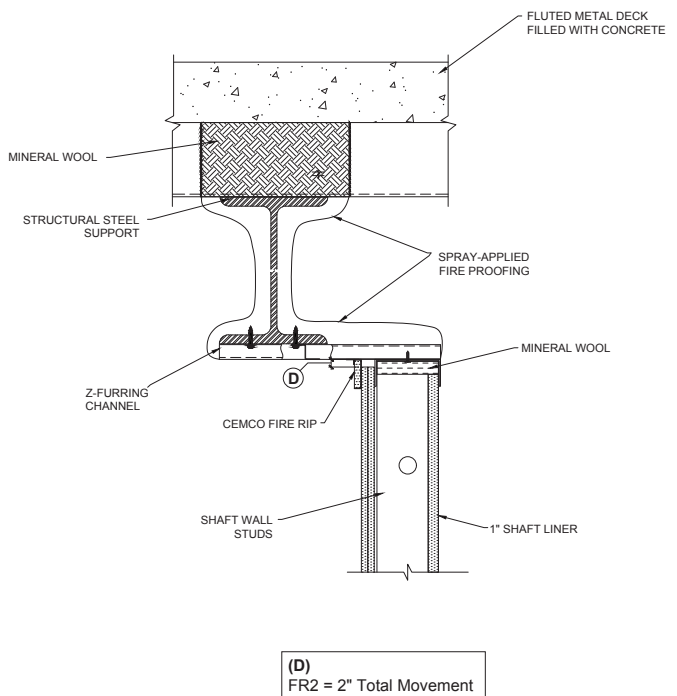
*NOTE: SINGLE LAYER OF 5/8\" TYPE \"X\" DRYWALL FOR 1 HOUR FIRE RATING, 2 LAYERS FOR 2 HOUR

HW-D-0622 SHAFT WALL UNDER I-BEAM



*NOTE: SINGLE LAYER OF 5/8\" TYPE \"X\" DRYWALL FOR 1 HOUR FIRE RATING, 2 LAYERS FOR 2 HOUR

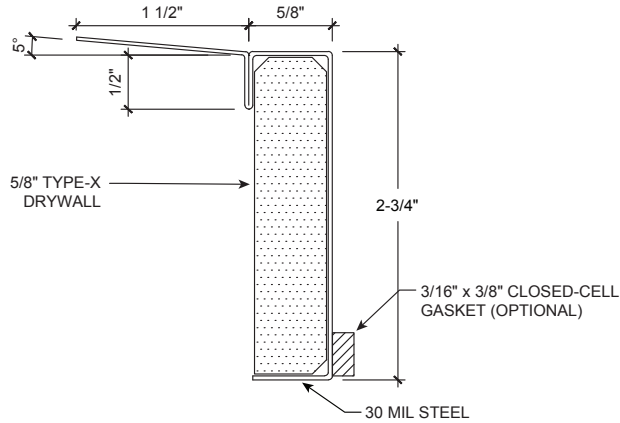
HW-D-0653 SHAFT WALL CANTILEVER UNDER BEAM



*NOTE: SINGLE LAYER OF 5/8\" TYPE \"X\" DRYWALL FOR 1 HOUR FIRE RATING, 2 LAYERS FOR 2 HOUR

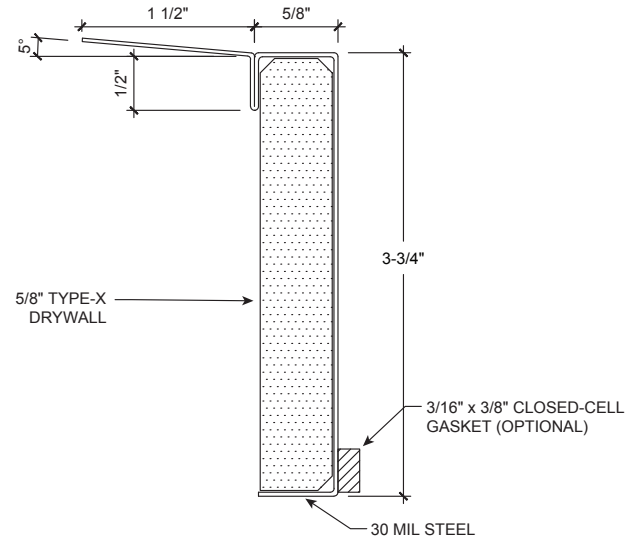
FireRip® FR2

FR2 (1-1/2" x 2-3/4") provides 2" unencumbered movement




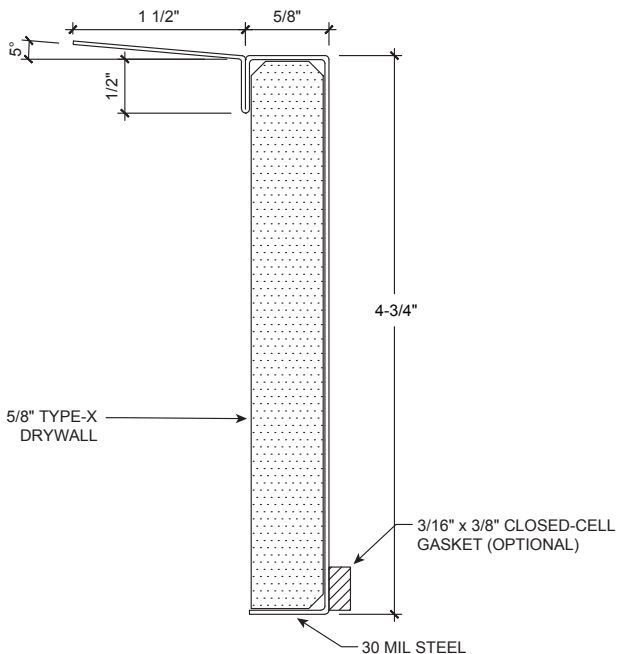
FireRip® FR3

FR3 (1-1/2" x 3-3/4") provides 3" unencumbered movement



FireRip® FR4

FR4 (1-1/2" x 4-3/4") provides 4" unencumbered movement



← Scan or click the code to view the installation video!

CEMCO FireRip®-Strap (Dynamic Joint Protection)

Product Description

CEMCO FireRip®-Strap is utilized in shaft wall assemblies where fire ratings are required to span over structural components such as concrete slab edges or structural beams and columns.

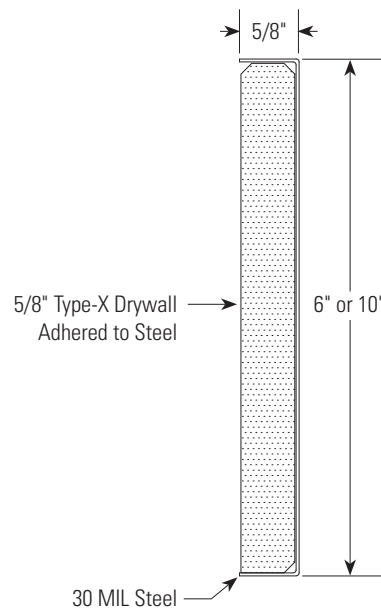
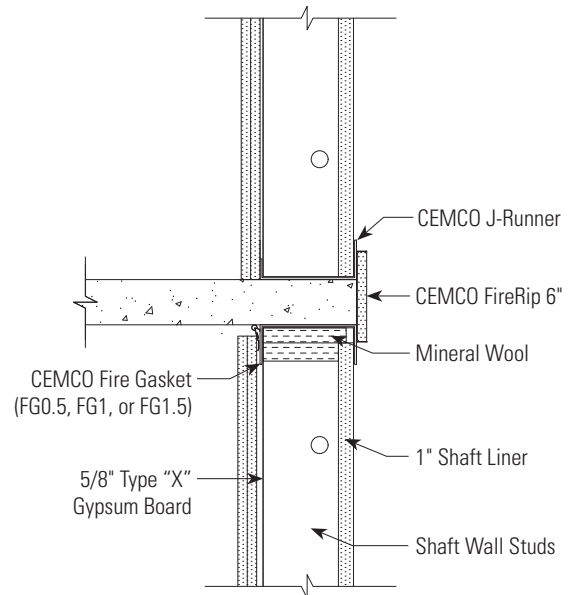
- **FireRip-Strap** is a composite drywall rip incased in 30mil steel on three sides.
- **FireRip-Strap** combines the framing and the drywall into single step fire-rated framing accessory.
- **FireRip-Strap** comes in two sizes 6" and 10" widths and 8'-0" lengths
- **FireRip-Strap** provides one- and two-hour fire-rating from the single layer profile
- **FireRip-Strap** is UL certified per UL-2079 5th edition

Packaging

- 8'-0" lengths — 4 pieces per bundle — 32' per bundle.
- When properly stored indoors in original packaging FireRip-Strap will not break-down and has no expiration date.

ASTM & Code Standards

- ASTM E 1966: Standard Test Method of Fire Tests of Firestop Systems — UL 2079 5th Edition Tests for Fire Resistance of Building Joints.
- ASTM E-119 Standard Test Methods for Fire Tests of Building Construction and Material.
- UL ER25033
- Air leakage tests conducted for compliance with Section 713.6 of IBC and CBC.
- **Patent Pending**



Technical Services

Technical Services: 800.416.2278
Structural Engineering/Design: 925.473.9340
www.cemcosteel.com



This technical information reflects the most current information available and supersedes any and all previous publications effective January 12, 2023.

01-12-23 AT

CEMCO HOTROD TYPE-X COMPRESSIBLE FIRESTOPPING

Product Description

CEMCO HOTROD Type-X is a compressible intumescent firestopping that provides 1 and 2 hour fire-ratings for both dynamic and static joints according to UL-2079 5th edition on both concrete and fluted decks without spray over mineral wool (for both standard walls and shaft walls) and is sound tested according to ASTM E90, tested up to a STC 68.

- **HOTROD** has a rectangular profile and is easily compressed into the deflection gap between the edge of the drywall and adjoining structure.
- **HOTROD** is red in color and is easily identified by the inspector.
- **HOTROD** may be used with CEMCO Spray-less Flute Clips in a perpendicular to flute wall assembly.
- **HOTROD** is non-wicking as it does not wick water, and is non-hygroscopic. HOTROD will not absorb water readily under field conditions.
- **HOTROD** takes the place of BOTH fire and sound sealant and will not shrink, pull away, or harden over time.
- **HOTROD** can be installed by itself or can be covered with tape and joint compound for exposed walls.
- **HOTROD** provides BOTH 1 and 2 hour fire ratings with both 1/2" x 1" and 1" x 1" profiles.
 - **HOTROD** provides an L-rating Less Than 1 CFM/Lin Ft for ambient and 400 degrees F.

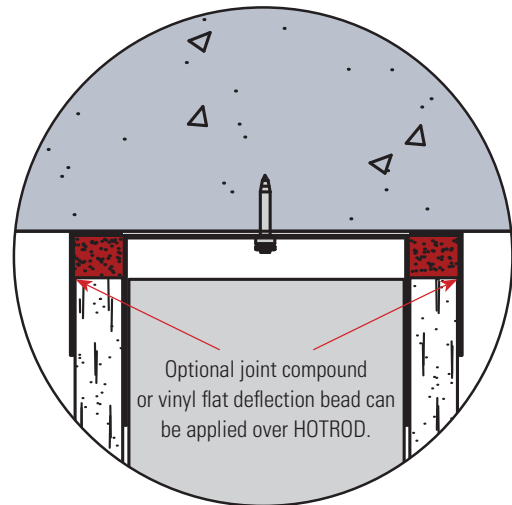
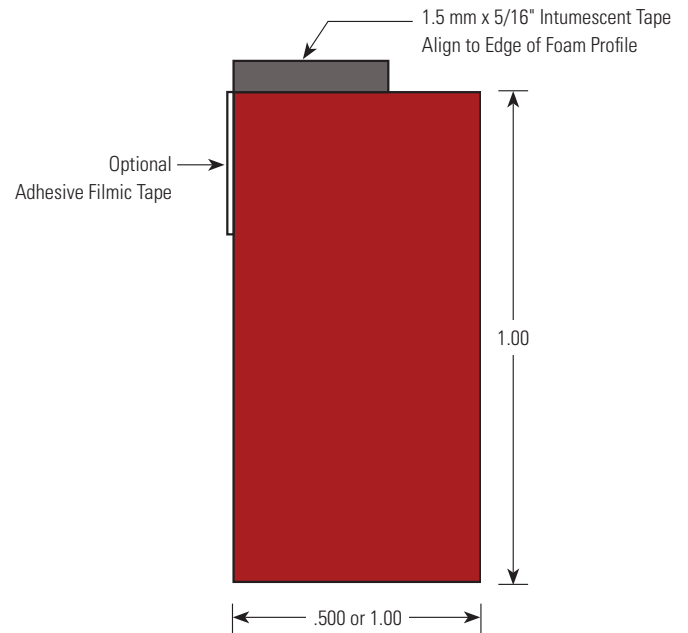
Once installed per the appropriate UL report and manufacturers guidelines the HOTROD's intumescent material will not breakdown, and will provide consistent fire protection for the sustainable life of the assembly.

Packaging

- 4'-0" lengths; 1/2" x 1" 20 pieces per box; 1" x 1" 10 pieces per box, 30 boxes per pallet.
- When properly stored indoors, and in original packaging HOTROD will not breakdown and has no expiration date.

ASTM & Code Standards

- ASTM E 1966: Standard Test Method of Fire Tests of Firestop Systems – **UL 2079 5th Edition** Tests For Fire Resistance of Building Joints.
- ASTM E-119 Standard Test Methods for Fire Tests of Building Construction and Material – Sound Tested in accordance with ASTM E90-09 – Air leakage tests conducted for compliance with Section 713.6 of IBC and CBC.
- UL ER25033-01
- Intumescent Firestopping tested per ASTM E 84 UL723, Flame Spread 5, Smoke Index 5.
- UL listings/approvals – HW-D-0624; HW-D-0625; HW-D-0554; HW-D-0550; BW-S-0024; WW-D-0104; WW-S-0057; HW-D-0514; HW-D-0518; HW-D-0524; HW-D-0652; HW-D-0620; HW-D-0573; HW-D-0525; HW-D-0553; HW-D-0621; WW-S-0094; HW-D-0596; HW-D-0554; HW-D-0551.
- IBC: 2012, 2015, 2018, 2021
- CBC: 2013, 2016, 2019
- AISI: S100, S220
- **U.S. Patent No. 9,683,364; 10,184,246; and 11,060,283**



← Scan or click the code to view the installation video!



Technical Services

Technical Services: 800.416.2278
Structural Engineering/Design: 925.473.9340
www.cemcosteel.com



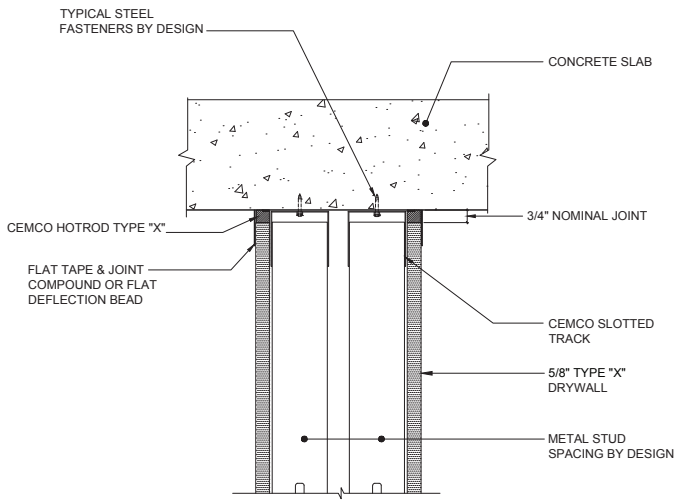
This technical information reflects the most current information available and supersedes any and all previous publications effective May 16, 2023.

05-16-23 AT

Typical Details | HOTROD Type-X

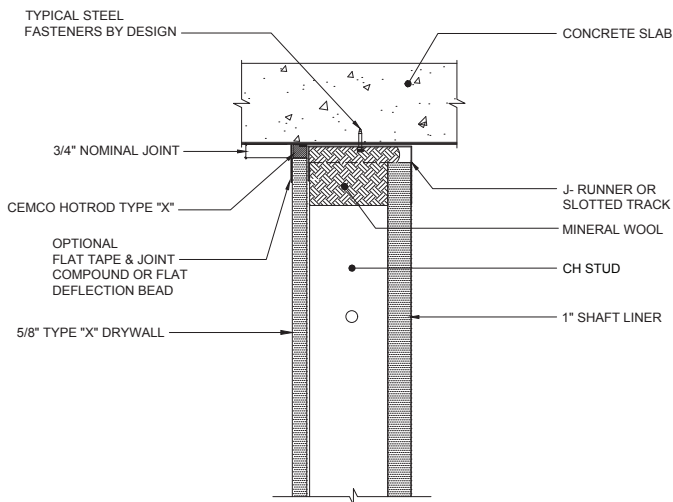
Pre-Formed Compressible Firestopping

HW-D-0554 1 & 2HR STANDARD CHASE WALL, CONCRETE SLAB



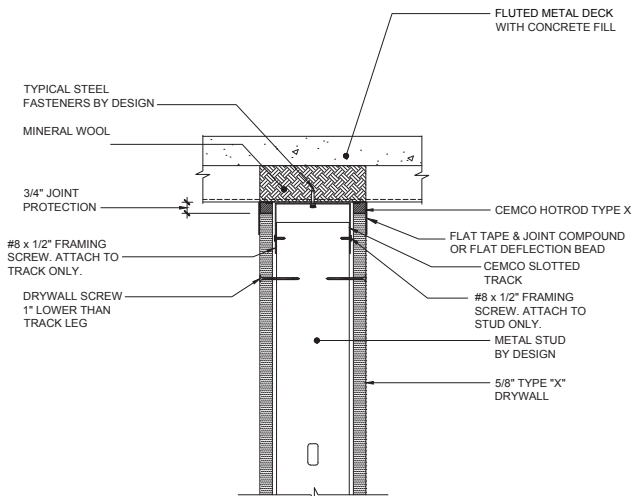
*NOTE: SINGLE LAYER OF 5/8" TYPE "X" DRYWALL FOR 1 HOUR FIRE RATING, 2 LAYERS FOR 2 HOUR

HW-D-0625 1 & 2HR SHAFT WALL, CONCRETE SLAB



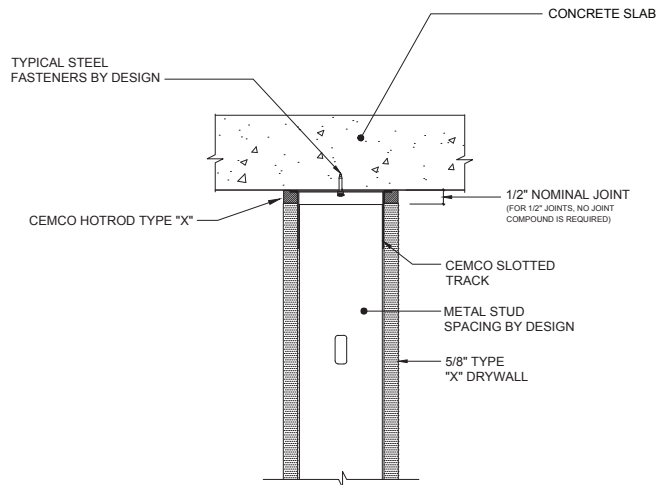
*NOTE: SINGLE LAYER OF 5/8" TYPE "X" DRYWALL FOR 1 HOUR FIRE RATING, 2 LAYERS FOR 2 HOUR

HW-D-0518 1 & 2HR STANDARD WALL, PERPENDICULAR TO FLUTED DECK



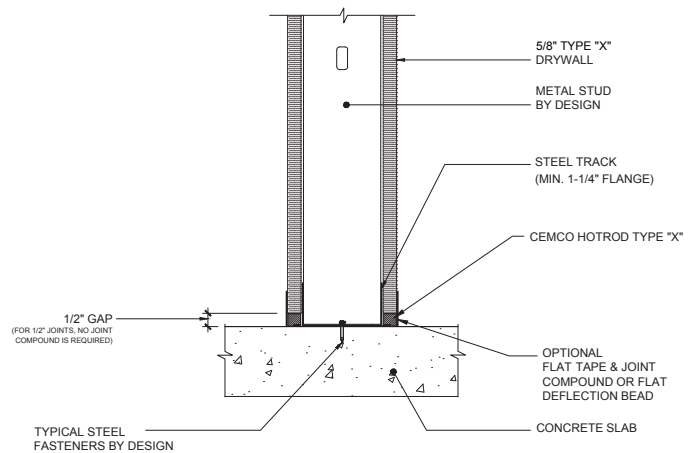
*NOTE: SINGLE LAYER OF 5/8" TYPE "X" DRYWALL FOR 1 HOUR FIRE RATING, 2 LAYERS FOR 2 HOUR

HW-D-0624 1 & 2HR STANDARD WALL, CONCRETE SLAB



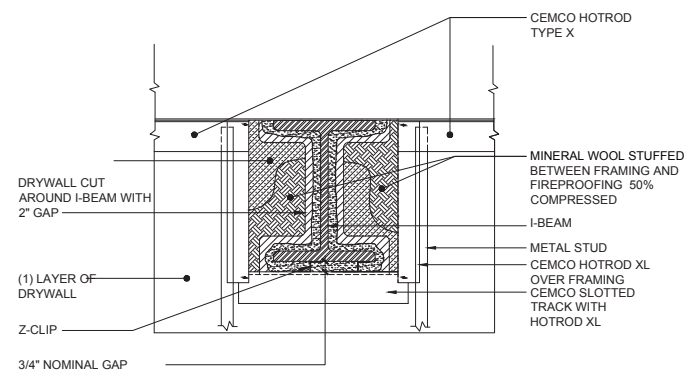
*NOTE: SINGLE LAYER OF 5/8" TYPE "X" DRYWALL FOR 1 HOUR FIRE RATING, 2 LAYERS FOR 2 HOUR

BW-S-0024 1 & 2HR BOTTOM WALL STATIC JOINT



*NOTE: SINGLE LAYER OF 5/8" TYPE "X" DRYWALL FOR 1 HOUR FIRE RATING, 2 LAYERS FOR 2 HOUR

HW-D-0573 1 & 2HR STANDARD WALL, @ FLUTED DECK BEAM PENETRATION



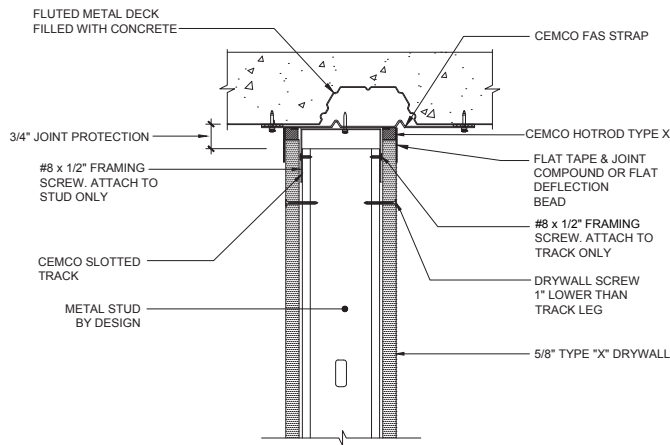
*NOTE: SINGLE LAYER OF 5/8" TYPE "X" DRYWALL FOR 1 HOUR FIRE RATING, 2 LAYERS FOR 2 HOUR

NOTE: 1/2" wide joints require no joint compound over HOTROD

Typical Details | HOTROD Type-X

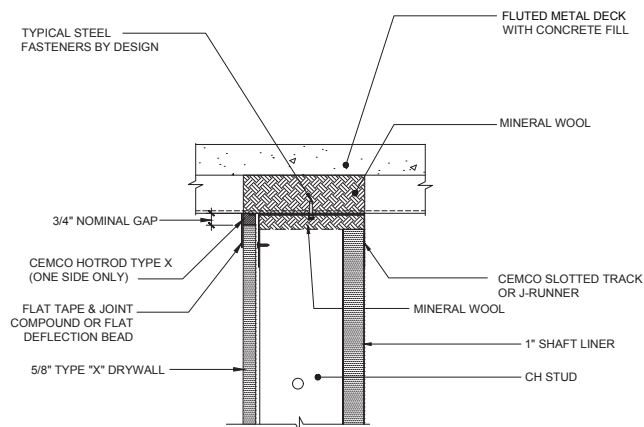
Pre-Formed Compressible Firestopping

HW-D-0524 1 & 2HR OFFSET & PARALLEL UNDER FLUTED DECK



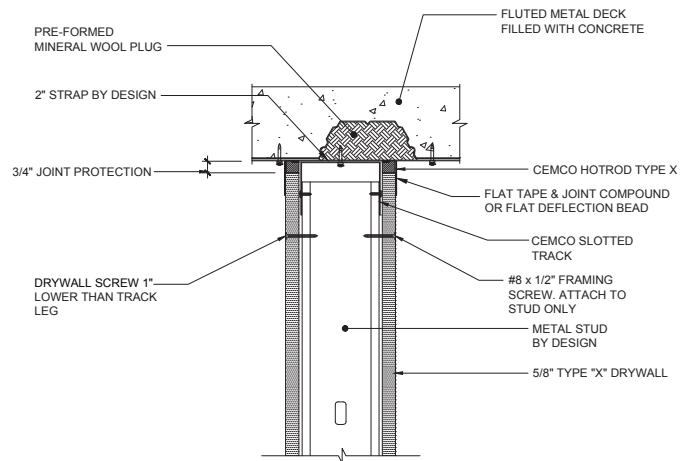
*NOTE: SINGLE LAYER OF 5/8" TYPE "X" DRYWALL FOR 1 HOUR FIRE RATING, 2 LAYERS FOR 2 HOUR

HW-D-0525 1 & 2HR SHAFT WALL, PERPENDICULAR TO FLUTED DECK



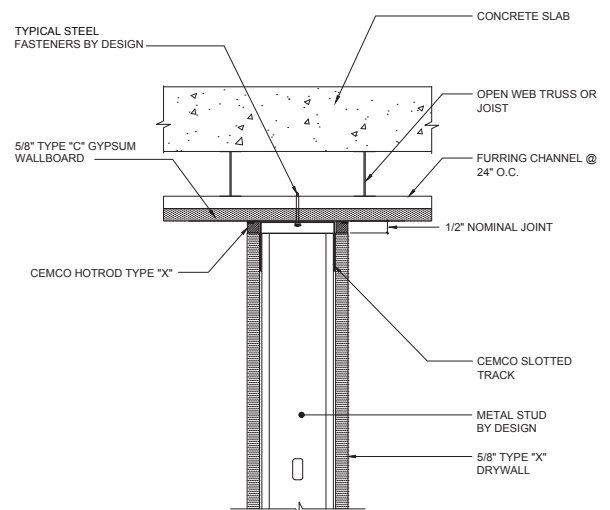
*NOTE: SINGLE LAYER OF 5/8" TYPE "X" DRYWALL FOR 1 HOUR FIRE RATING, 2 LAYERS FOR 2 HOUR

HW-D-0524 1 & 2HR OFFSET & PARALLEL UNDER FLUTED DECK



*NOTE: SINGLE LAYER OF 5/8" TYPE "X" DRYWALL FOR 1 HOUR FIRE RATING, 2 LAYERS FOR 2 HOUR

HW-D-0550 STANDARD WALL, GYPSUM WALLBOARD CEILING



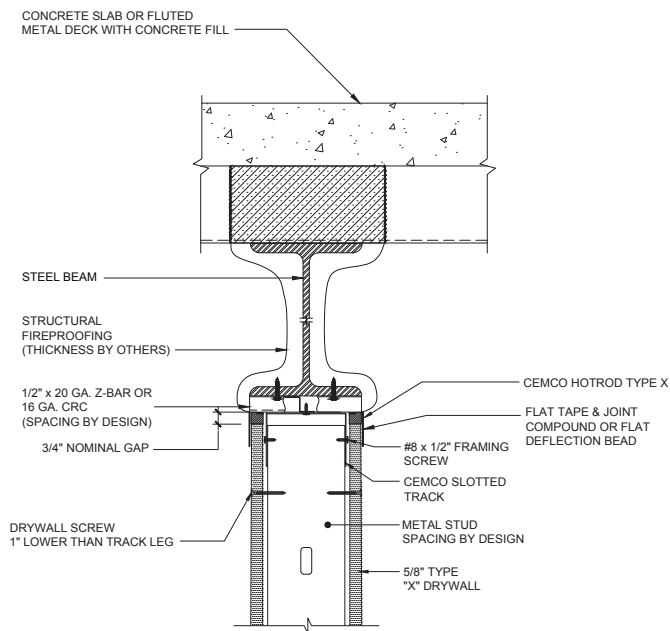
*NOTE: SINGLE LAYER OF 5/8" TYPE "X" DRYWALL FOR 1 HOUR FIRE RATING, 2 LAYERS FOR 2 HOUR

NOTE: 1/2" wide joints require no joint compound over HOTROD

Typical Details | HOTROD Type-X

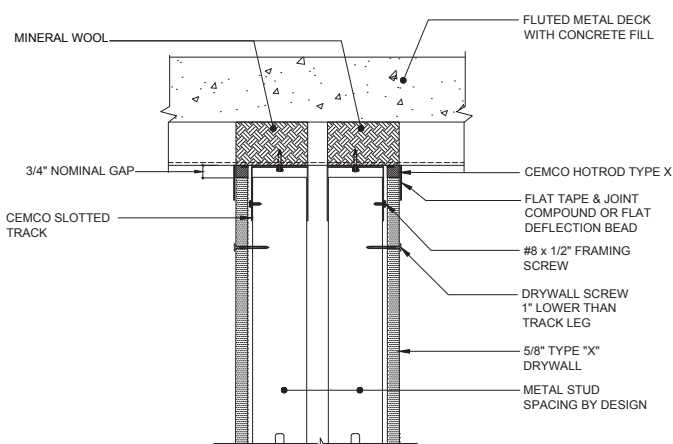
Pre-Formed Compressible Firestopping

HW-D-0551 1 & 2HR PARALLEL & CENTERED DIRECTLY UNDER BEAM



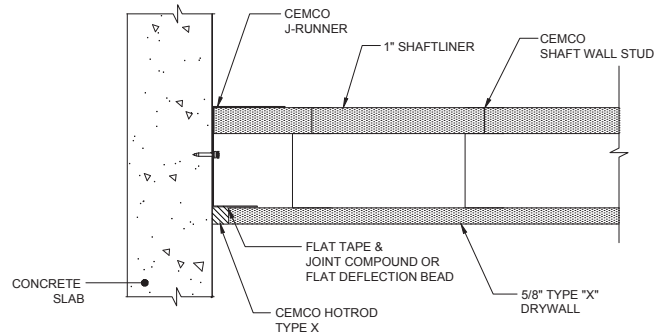
*NOTE: SINGLE LAYER OF 5/8\"TYPE X\" DRYWALL FOR 1 HOUR FIRE RATING, 2 LAYERS FOR 2 HOUR

HW-D-0553 1 & 2HR CHASE WALL, PERPENDICULAR TO FLUTED DECK



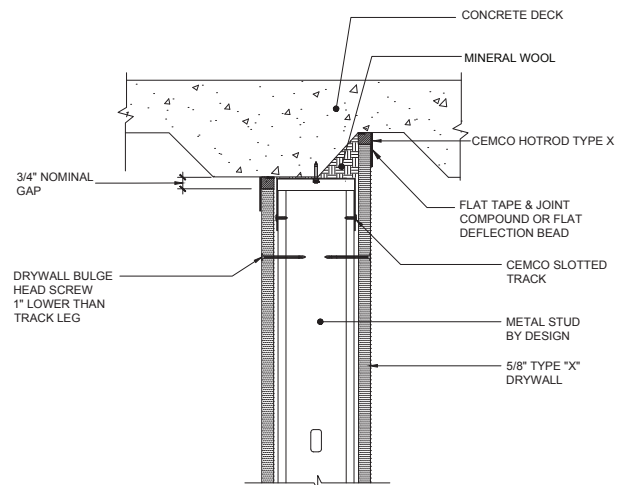
*NOTE: SINGLE LAYER OF 5/8\"TYPE X\" DRYWALL FOR 1 HOUR FIRE RATING, 2 LAYERS FOR 2 HOUR

WW-S-0094 SHAFT WALL VERTICAL JOINT



*NOTE: SINGLE LAYER OF 5/8\"TYPE X\" DRYWALL FOR 1 HOUR FIRE RATING, 2 LAYERS FOR 2 HOUR

HW-D-0620, 1 & 2HR PARALLEL & OFFSET UNDER FLUTED DECK



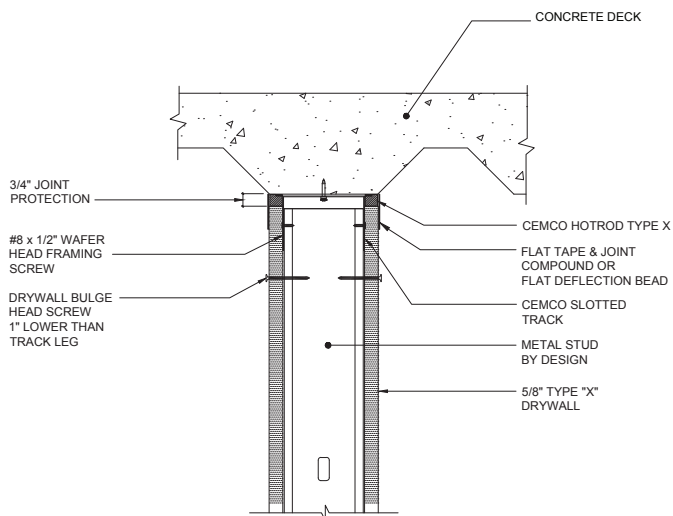
*NOTE: SINGLE LAYER OF 5/8\"TYPE X\" DRYWALL FOR 1 HOUR FIRE RATING, 2 LAYERS FOR 2 HOUR

NOTE: 1/2\"

Typical Details | HOTROD Type-X

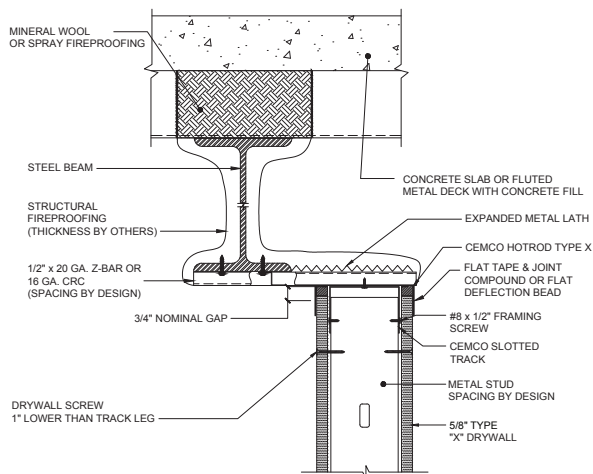
Pre-Formed Compressible Firestopping

HW-D-0620, 1 & 2HR PARALLEL & DIRECTLY UNDER FLUTED DECK



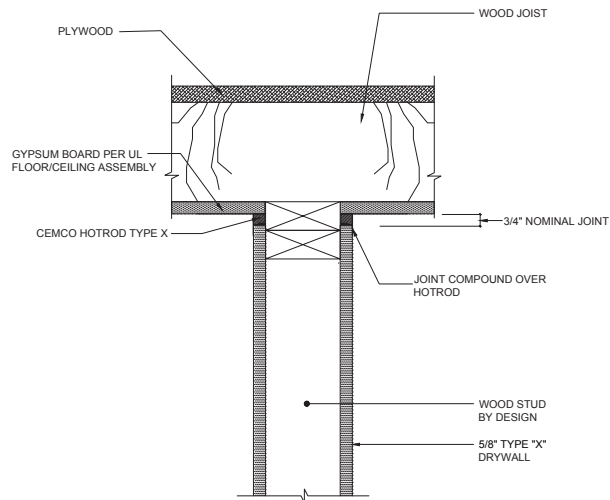
*NOTE: SINGLE LAYER OF 5/8" TYPE "X" DRYWALL FOR 1 HOUR FIRE RATING, 2 LAYERS FOR 2 HOUR

HW-D-0652 1 & 2HR PARALLEL & CANTILEVERED UNDER BEAM



*NOTE: SINGLE LAYER OF 5/8" TYPE "X" DRYWALL FOR 1 HOUR FIRE RATING, 2 LAYERS FOR 2 HOUR

HW-S-0128 1 & 2HR HEAD OF WALL JOINT AT WOOD FRAMING



*NOTE: SINGLE LAYER OF 5/8" TYPE "X" DRYWALL FOR 1 HOUR FIRE RATING, 2 LAYERS FOR 2 HOUR

NOTE: 1/2" wide joints require no joint compound over HOTROD

HOTROD[®] XL (FIRE RATED DEFLECTION BEAD)

Product Description

CEMCO HOTROD[®] XL is a fire rated wall mount deflection bead that provides 1- and 2-hour fire-ratings for both dynamic and static joints **for both fluted deck and concrete assemblies** according to **UL-2079 5th edition** (for both standard walls and shaft walls) and no spray is required over mineral wool, and is sound tested according to ASTM E90. Sound Reports available upon request.

- **HOTROD XL** provides BOTH 1- and 2-hour fire ratings in ONE PROFILE and provides an L-rating of less than 1 CFM/Lin Ft for ambient and 400 degrees F.
- **HOTROD XL** in side by side testing provides increased STC ratings over acoustic sealant.
- **HOTROD XL** combines HOTROD compressible firestopping foam with an easy to install finish vinyl drywall accessory for a single-step application.
- **HOTROD XL** may be used with CEMCO Spray-less Flute Clips in a perpendicular to flute wall assembly.
- **HOTROD XL** has a pink perforated attachment flange (mud leg) that is easily identified by the inspector as a UL certified firestopping accessory and a white vinyl flexible leg that conceals the compressible firestopping foam that can be painted.
- **HOTROD XL** has no installation temperature or humidity restrictions.
- **HOTROD XL** can be pre-installed to the front or back side of the drywall, to eliminate any post firestop installation work after the drywall is installed.

HOTROD XL Installation: Install drywall no more than 3/4" down from concrete/adjoining structure. Install the HOTROD XL with 847 Spray Adhesive and or staples attaching the perforated leg with 1/2" staples every 6-8". The top edge of white vinyl flexible leg is designed to come in contact with the adjoining structure and provide a flexible joint fill material. If used on an exposed wall assembly, apply joint compound over the perforated mud leg and prior to the final sanding remove the tear off strip for a clean and crisp finish. HOTROD XL is designed to be attached to the drywall and compressed against the overhead structure. The flexible vinyl leg conceals the compressible foam and is paintable. White flexible leg must be able to maintain moderate contact while the black foam must remain in contact with maximum 1/4" compression to the adjacent piece. Once properly installed HOTROD XL will provide 1/2" compression and 3/16" extension without cracking at the head-of-wall, bottom-of-wall and wall-to-wall joints.

Finishing: If exposed always use a high quality paint if unexposed no finishing is required.

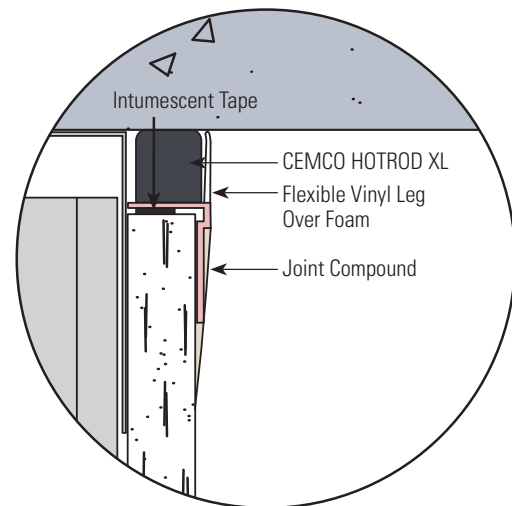
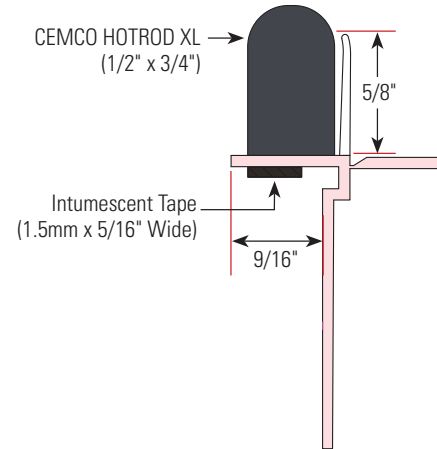
Advantages: Composite vinyl/intumescent firestopping accessory that is fully cured. Comes in 10' lengths with a 5/16" tear off leg that acts as a guide to apply joint compound without masking off adjoining surfaces. Made from rust proof, dent resistant PVC to reduce jobsite and handling damage. Does not contain cellulose, a potential food source for mold, and provides an unlimited shelf life.

Packaging

- 10'-0" lengths; 10 pieces per box; 96 boxes per pallet.
- When properly stored indoors, and in original packaging HOTROD XL will not break-down and has no expiration date.

ASTM & Code Standards

- ASTM E 1966: Standard Test Method of Fire Tests of Firestop Systems – **UL 2079 5th Edition** Tests for Fire Resistance of Building Joints.
- ASTM E-119 Standard Test Methods for Fire Tests of Building Construction and Material.
- UL ER25033-01
- Sound Tested in accordance with ASTM E90-09 up to STC 68.
- Air leakage tests conducted for compliance with Section 713.6 of IBC and CBC.
- Intumescent Firestopping tested per ASTM E 84 UL723, Flame Spread 5, Smoke Index 5.
- UL listings/approvals – HW-D-0624; HW-D-0625; HW-D-0554; HW-D-0550; BW-S-0024; WW-D-0104; WW-S-0057; HW-D-0514; HW-D-0518; HW-D-0524; HW-D-0652; HW-D-0620; HW-D-0573; HW-D-0525; HW-D-0553; HW-D-0621; WW-S-0094; HW-D-0596; HW-D-0554; HW-D-0551.
- **U.S. Patent No. 9,683,364; 10,184,246; and 10,914,065**



← Scan or click
the code to view the
installation video!



Scan or click →
the code to view the
installation guide!



Technical Services

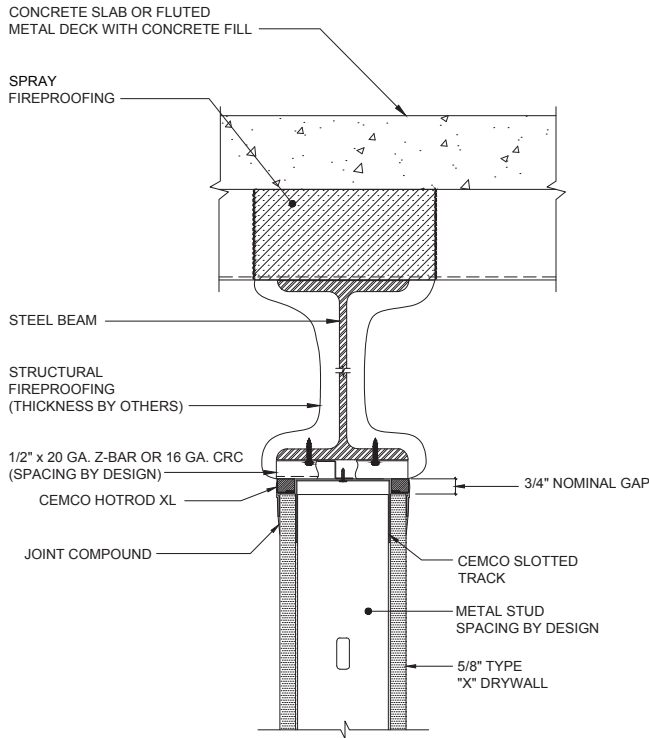
Technical Services: 800.416.2278
Structural Engineering/Design: 925.473.9340
www.cemcosteel.com



This technical information reflects the most current information available and supersedes any and all previous publications effective July 14, 2022.

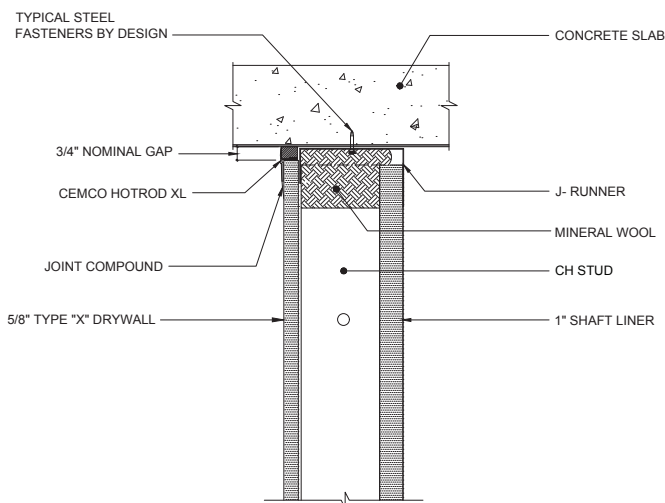
07-14-22 AT

HW-D-0551 1 & 2HR PARALLEL & CENTERED DIRECTLY UNDER BEAM



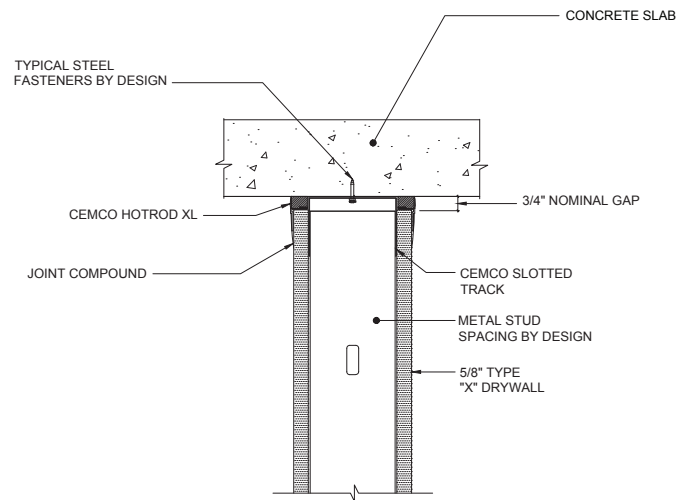
*NOTE: SINGLE LAYER OF 5/8\" TYPE \"X\" DRYWALL FOR 1 HOUR FIRE RATING, 2 LAYERS FOR 2 HOUR

HW-D-0625 1 & 2HR SHAFT WALL, CONCRETE SLAB



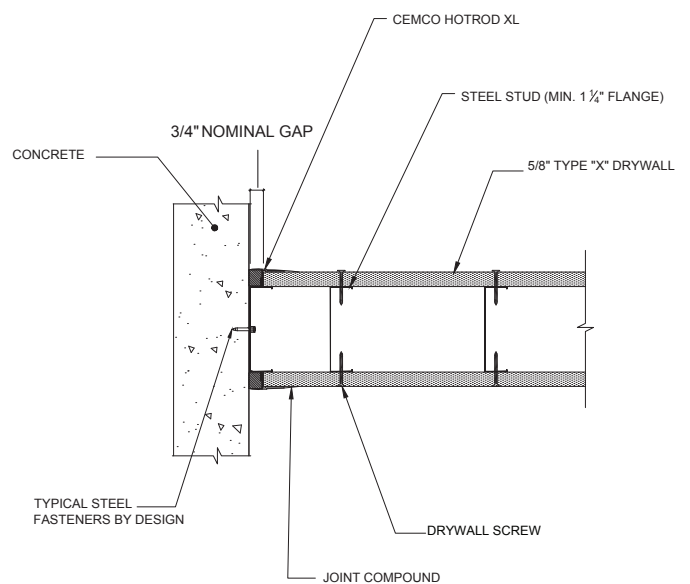
*NOTE: SINGLE LAYER OF 5/8\" TYPE \"X\" DRYWALL FOR 1 HOUR FIRE RATING, 2 LAYERS FOR 2 HOUR

HW-D-0624 1 & 2HR STANDARD WALL, CONCRETE SLAB



*NOTE: SINGLE LAYER OF 5/8\" TYPE \"X\" DRYWALL FOR 1 HOUR FIRE RATING, 2 LAYERS FOR 2 HOUR

WW-D-0104 1 & 2HR VERTICAL TIE-IN TO CONCRETE SLAB

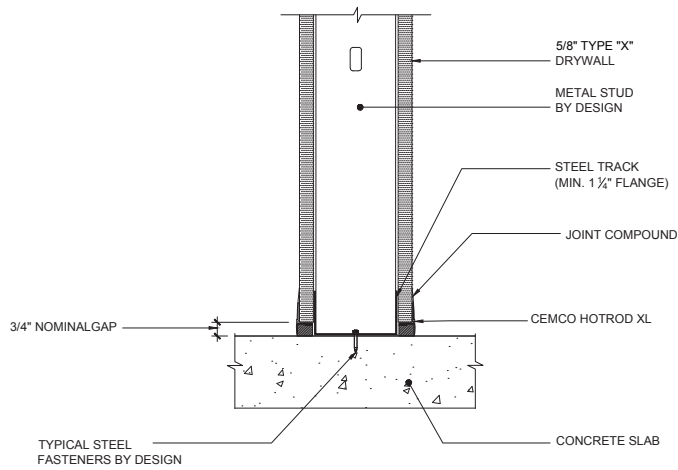


*NOTE: SINGLE LAYER OF 5/8\" TYPE \"X\" DRYWALL FOR 1 HOUR FIRE RATING, 2 LAYERS FOR 2 HOUR

Typical Details | HOTROD XL

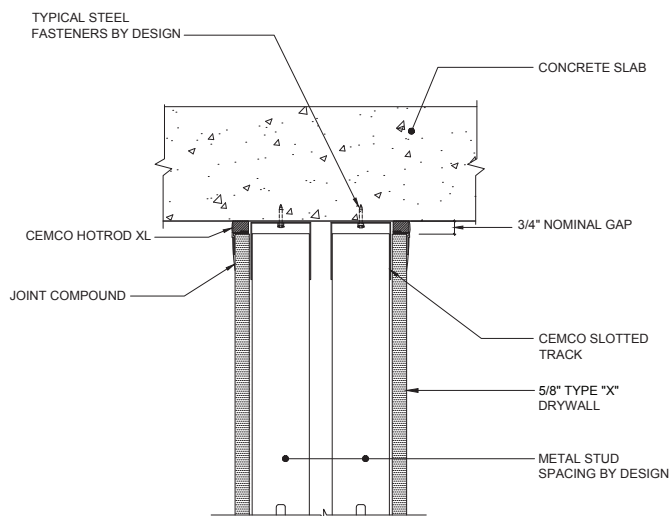
Firestopping for Building Joints

BW-S-0024 1 & 2HR BOTTOM OF WALL



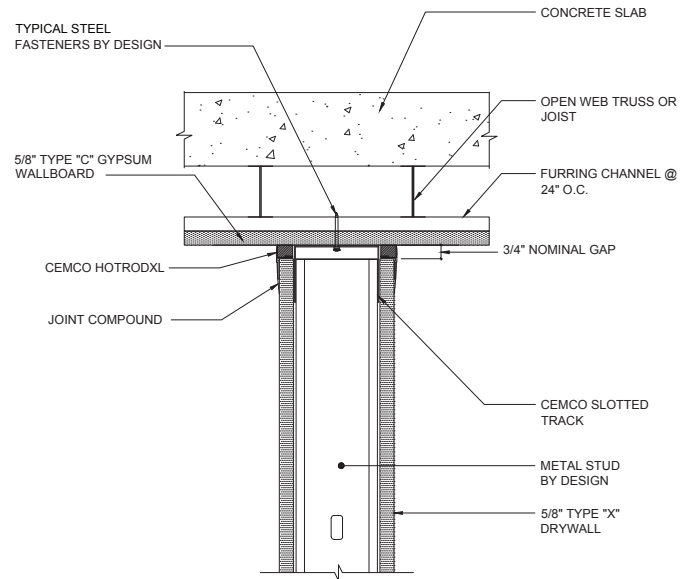
*NOTE: SINGLE LAYER OF 5/8" TYPE "X" DRYWALL FOR 1 HOUR FIRE RATING, 2 LAYERS FOR 2 HOUR

HW-D-0554 1 & 2HR STANDARD CHASE WALL, CONCRETE SLAB



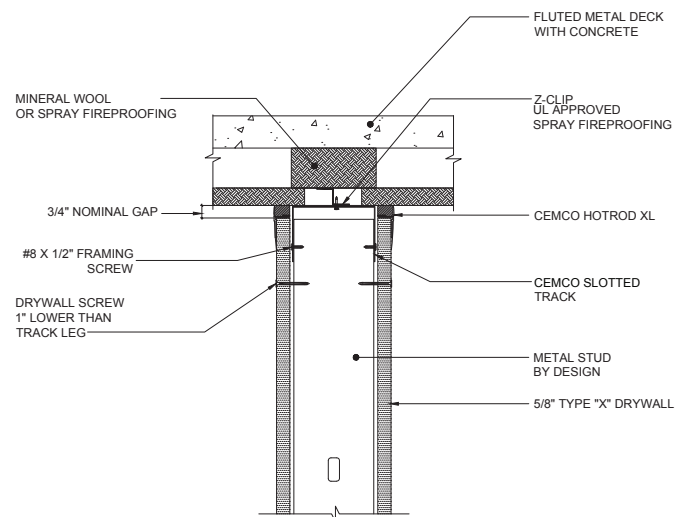
*NOTE: SINGLE LAYER OF 5/8" TYPE "X" DRYWALL FOR 1 HOUR FIRE RATING, 2 LAYERS FOR 2 HOUR

HW-D-0550 1 & 2HR STANDARD WALL, GYPSUM WALLBOARD CEILING



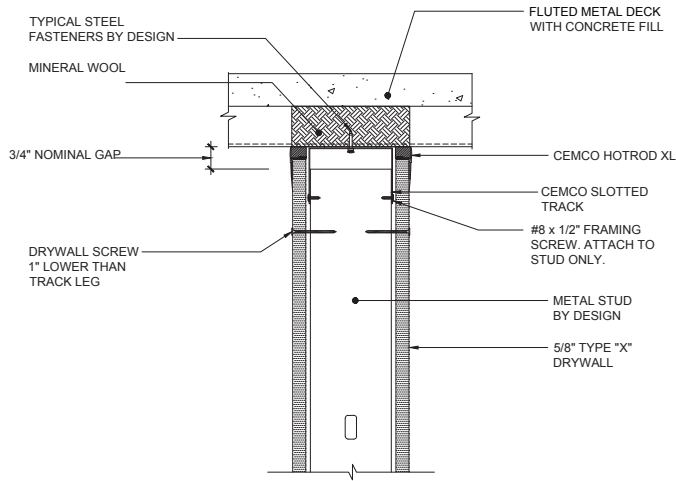
*NOTE: SINGLE LAYER OF 5/8" TYPE "X" DRYWALL FOR 1 HOUR FIRE RATING, 2 LAYERS FOR 2 HOUR

HW-D-0514 1 & 2HR STANDARD WALL, PERPENDICULAR TO FLUTED DECK



*NOTE: SINGLE LAYER OF 5/8" TYPE "X" DRYWALL FOR 1 HOUR FIRE RATING, 2 LAYERS FOR 2 HOUR

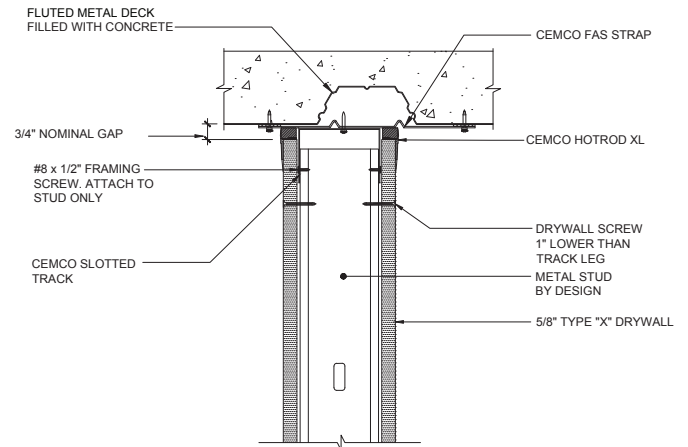
HW-D-0518 1 & 2HR STANDARD WALL, PERPENDICULAR TO FLUTED DECK



*NOTE: SINGLE LAYER OF 5/8" TYPE "X" DRYWALL FOR 1 HOUR FIRE RATING, 2 LAYERS FOR 2 HOUR

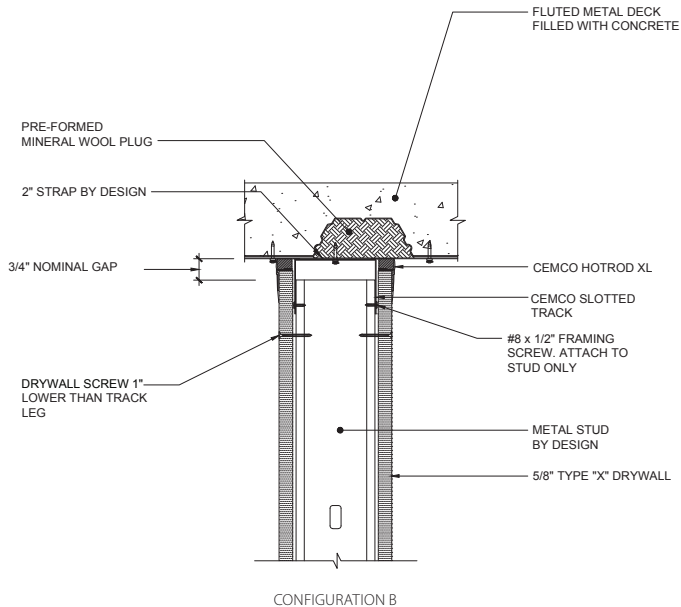
HW-D-0524 1 & 2HR OFFSET & PARALLEL UNDER FLUTED DECK

HW-D-0524 1 & 2HR OFFSET & PARALLEL UNDER FLUTED DECK

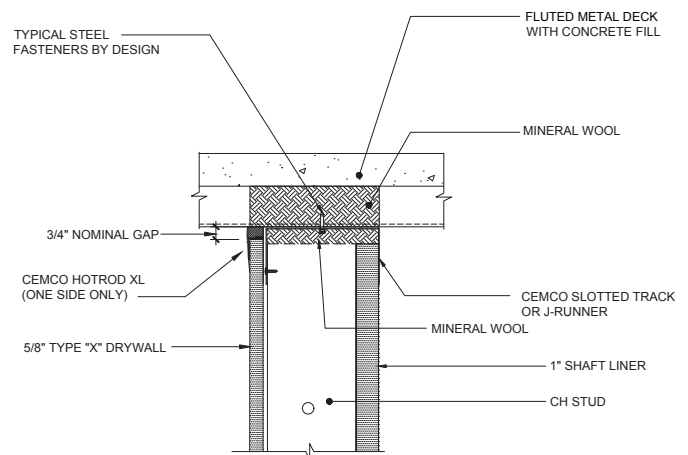


*NOTE: SINGLE LAYER OF 5/8" TYPE "X" DRYWALL FOR 1 HOUR FIRE RATING, 2 LAYERS FOR 2 HOUR

HW-D-0525 1 & 2HR SHAFT WALL, PERPENDICULAR TO FLUTED DECK



*NOTE: SINGLE LAYER OF 5/8" TYPE "X" DRYWALL FOR 1 HOUR FIRE RATING, 2 LAYERS FOR 2 HOUR

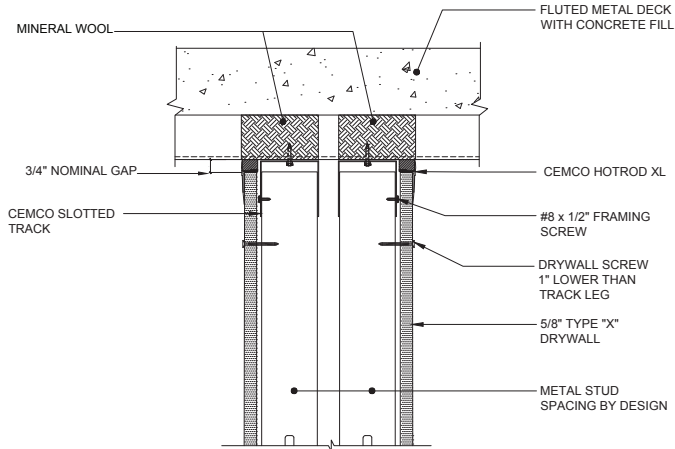


*NOTE: SINGLE LAYER OF 5/8" TYPE "X" DRYWALL FOR 1 HOUR FIRE RATING, 2 LAYERS FOR 2 HOUR

Typical Details | HOTROD XL

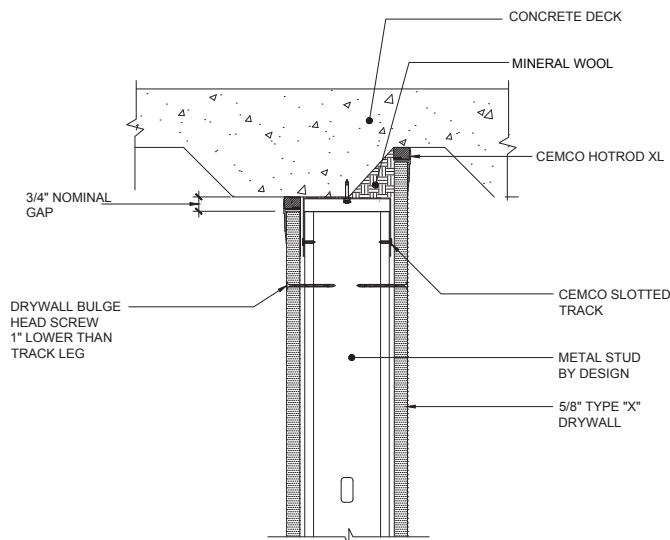
Firestopping for Building Joints

HW-D-0553 1 & 2HR CHASE WALL, PERPENDICULAR TO FLUTED DECK



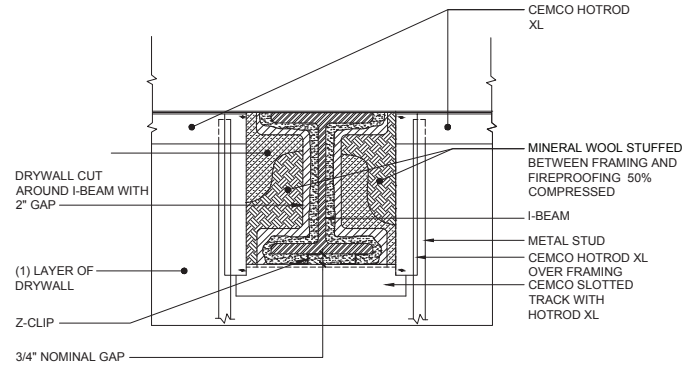
*NOTE: SINGLE LAYER OF 5/8" TYPE "X" DRYWALL FOR 1 HOUR FIRE RATING, 2 LAYERS FOR 2 HOUR

HW-D-0620 1 & 2HR PARALLEL & OFFSET UNDER FLUTED DECK



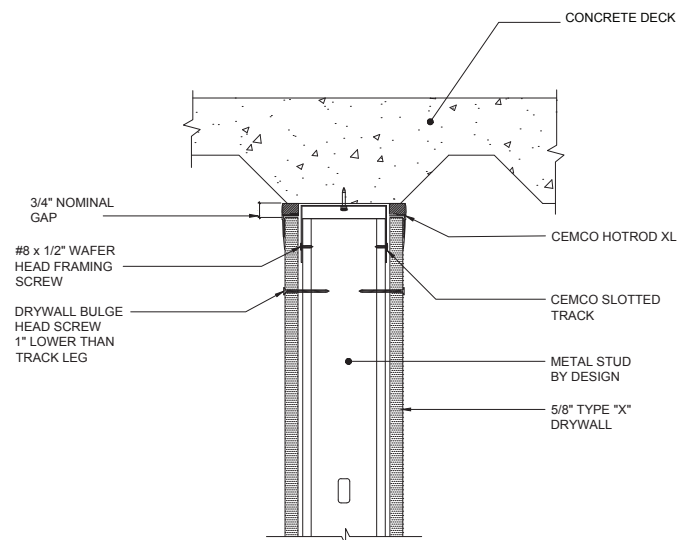
*NOTE: SINGLE LAYER OF 5/8" TYPE "X" DRYWALL FOR 1 HOUR FIRE RATING, 2 LAYERS FOR 2 HOUR

HW-D-0573 1 & 2HR STANDARD WALL @ FLUTED DECK BEAM PENETRATION



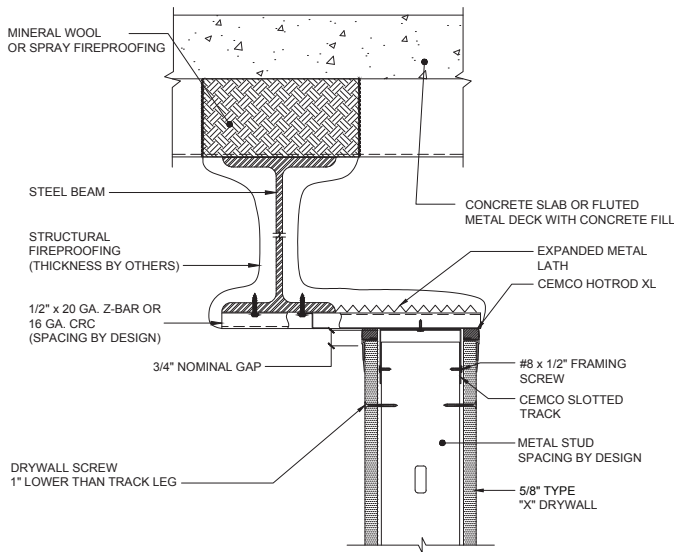
*NOTE: SINGLE LAYER OF 5/8" TYPE "X" DRYWALL FOR 1 HOUR FIRE RATING, 2 LAYERS FOR 2 HOUR

HW-D-0620 1 & 2HR PARALLEL & DIRECTLY UNDER FLUTED DECK



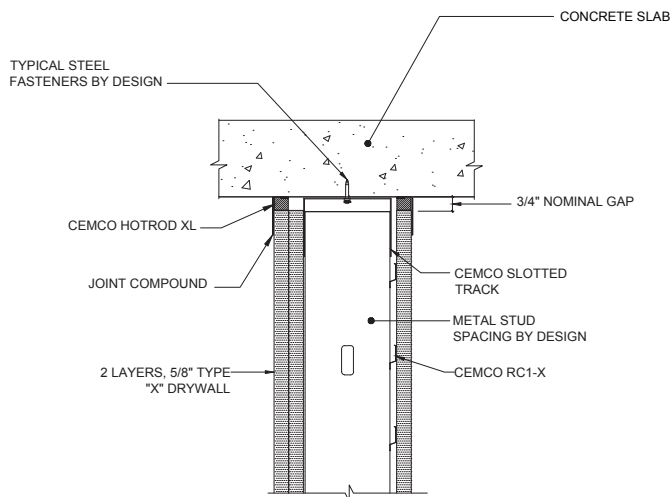
*NOTE: SINGLE LAYER OF 5/8" TYPE "X" DRYWALL FOR 1 HOUR FIRE RATING, 2 LAYERS FOR 2 HOUR

HW-D-0652 1 & 2HR PARALLEL & CANTILEVERED UNDER BEAM



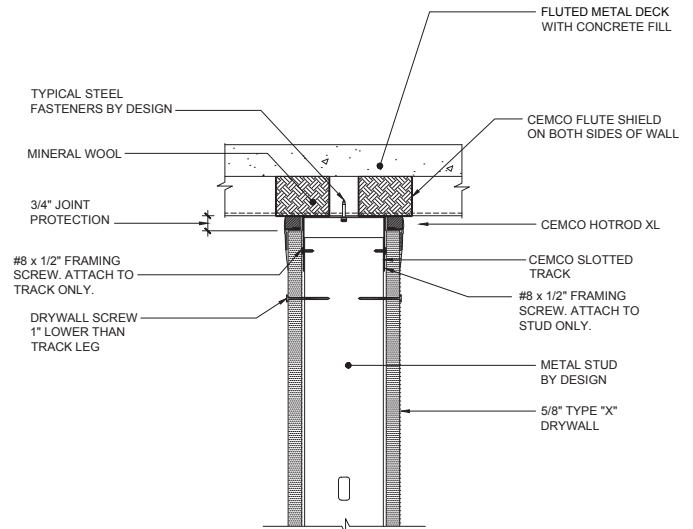
*NOTE: SINGLE LAYER OF 5/8" TYPE "X" DRYWALL FOR 1 HOUR FIRE RATING, 2 LAYERS FOR 2 HOUR

HW-D-0624 1HR STANDARD WALL, CONCRETE SLAB, STC RATING: 55



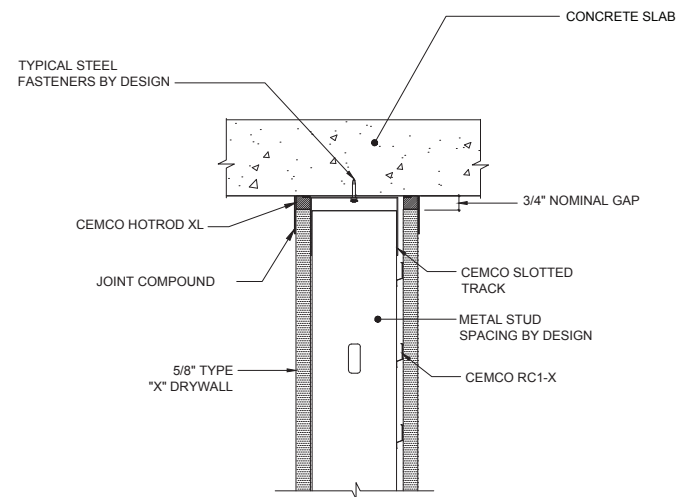
*NOTE: SINGLE LAYER OF 5/8" TYPE "X" DRYWALL FOR 1 HOUR FIRE RATING, 2 LAYERS FOR 2 HOUR

HW-D-0518 1 & 2HR PERPENDICULAR TO FLUTED DECK



*NOTE: SINGLE LAYER OF 5/8" TYPE "X" DRYWALL FOR 1 HOUR FIRE RATING, 2 LAYERS FOR 2 HOUR

HW-D-0624 1HR STANDARD WALL, CONCRETE SLAB, STC RATING: 52



*NOTE: SINGLE LAYER OF 5/8" TYPE "X" DRYWALL FOR 1 HOUR FIRE RATING, 2 LAYERS FOR 2 HOUR

CEMCO FIRE BEAD (FIRE RATED DEFLECTION BEAD)

Product Description

CEMCO FIRE BEAD is a fire rated wall mount deflection bead that provides 1- and 2-hour fire-ratings for both dynamic and static joints according to **UL-2079 5th edition** (for both standard walls and shaft walls) and is sound tested according to ASTM E90. Sound Reports available upon request.

■ **FIRE BEAD** provides BOTH 1- and 2-hour fire ratings.

- The 1-hour profile has a 1/2" gasket with a 5/8" flexible horizontal return leg.
- The 2-hour profile has a 1/2" gasket with a 1-1/4" flexible horizontal return leg.
- Provides an L-rating less than 1 CFM/Lin Ft for ambient and 400 degrees F.

■ **FIRE BEAD** is installed fully cured, is not affected by water or moisture and has no temperature restrictions for installation.

■ **FIRE BEAD** has 2 separate compressible sealing points, one against the concrete deck and one against the framing member to prevent sound flanking.

■ **FIRE BEAD** has a pink perforated mud leg to indicate to the installer and inspector that the vinyl accessory is fire rated.

■ **FIRE BEAD** will stay flexible for the life of the assembly.

FIRE BEAD Installation: Install drywall no more than 5/8" down from concrete or adjoining structure. Install the FIRE BEAD with 847 Spray Adhesive and staple the mud leg with 1/2" staple every 6-8". Apply joint compound and prior to the final sanding remove the tear off strip for a clean and crisp finish. FIRE BEAD is designed to be attached to the drywall and compressed against the concrete deck or adjoining structure. The flexible gasket compresses with deflection movement to prevent cracking at the head of wall, bottom of wall or vertical wall to wall joints.

Finishing: Always use a high-quality paint.

Advantages: Composite vinyl/intumescent firestopping accessory that is fully cured. Comes in 10' lengths with a 5/16" tear off leg that acts as a guide to apply joint compound without masking off adjoining surfaces. Made from rust proof, dent resistant PVC to reduce jobsite and handling damage. Does not contain cellulose, a potential food source for mold, and provides an unlimited shelf life.

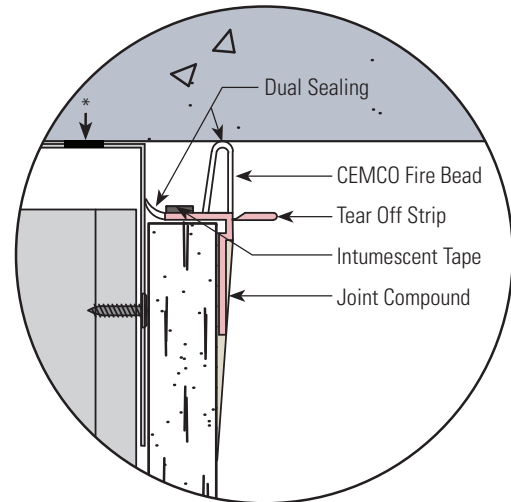
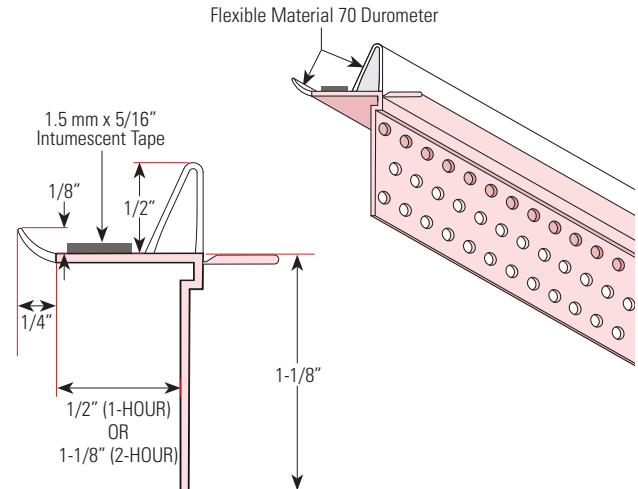
Packaging

- 10'-0" lengths; (1-HOUR PROFILE) 12 pieces per box (2-HOUR PROFILE) 12 pieces per box, 40 boxes per pallet.
- When properly stored indoors, and in original packaging FIRE BEAD will not break-down and has no expiration date.

ASTM & Code Standards

- ASTM E 1966: Standard Test Method of Fire Tests of Firestop Systems – **UL 2079 5th Edition** Tests for Fire Resistance of Building Joints.
- ASTM E-119 Standard Test Methods for Fire Tests of Building Construction and Material.
- UL ER25033-01
- Sound Tested in accordance with ASTM E90-09.
- Air leakage tests conducted for compliance with Section 713.6 of IBC and CBC.
- Intumescent Firestopping tested per ASTM E 84 UL723, Flame Spread 5, Smoke Index 5.
- UL listings/approvals – HW-D-0624; HW-D-0625; HW-D-0554; HW-D-0550; BW-S-0024; WW-D-0104.
- **U.S. Pat. 11,111,666**

* Optional bead of sealant can be applied to the web of the track prior to installation to seal off any potential gaps between the track and the concrete.



← Scan or click the code to view the installation video!



Scan or click → the code to view the installation guide!



Technical Services

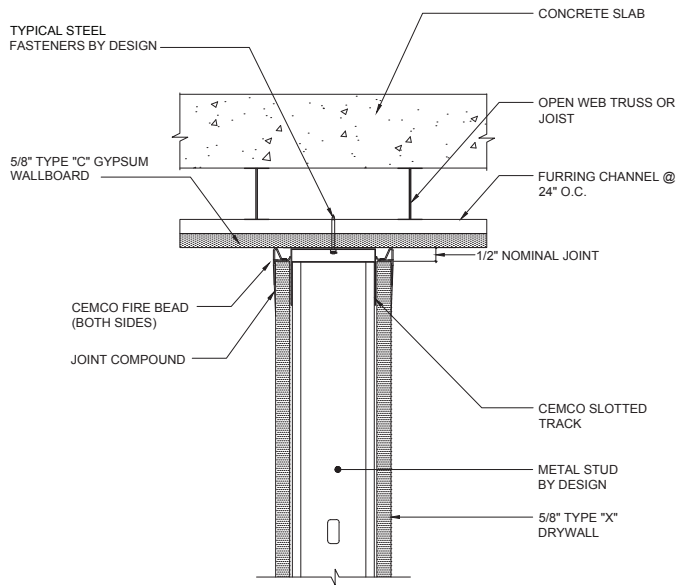
Technical Services: 800.416.2278
Structural Engineering/Design: 925.473.9340
www.cemcosteel.com



This technical information reflects the most current information available and supersedes any and all previous publications effective June 20, 2022.

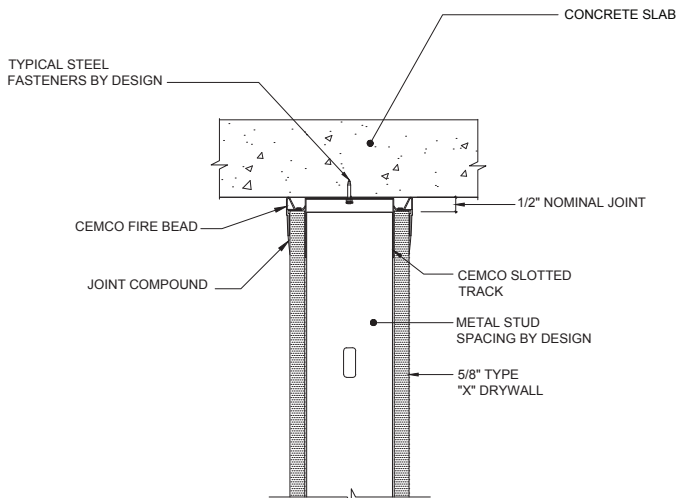
06-20-22 AT

HW-D-0550 1HR STANDARD WALL, GYPSUM WALLBOARD CEILING



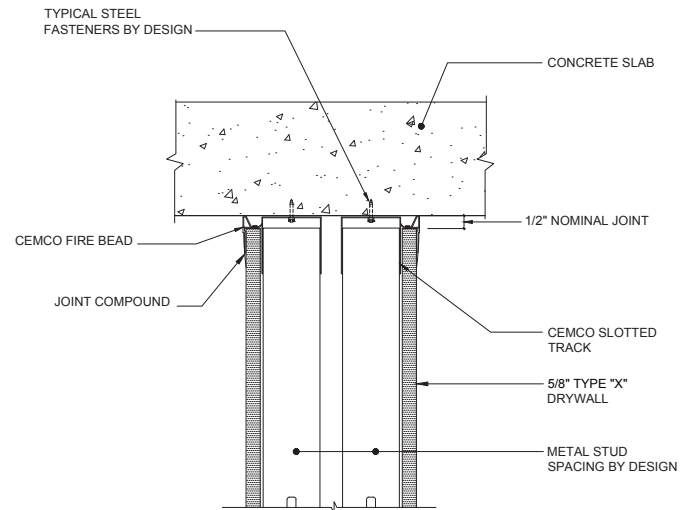
*NOTE: SINGLE LAYER OF 5/8" TYPE "X" DRYWALL FOR 1 HOUR FIRE RATING, 2 LAYERS FOR 2 HOUR

HW-D-0624 1HR STANDARD WALL, CONCRETE DECK



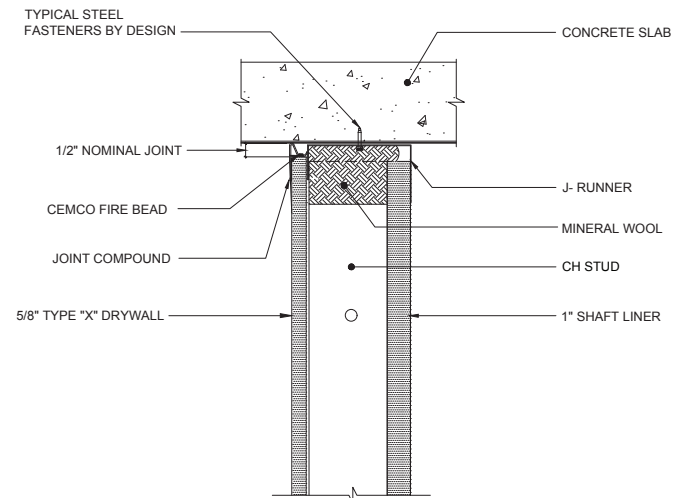
*NOTE: SINGLE LAYER OF 5/8" TYPE "X" DRYWALL FOR 1 HOUR FIRE RATING, 2 LAYERS FOR 2 HOUR

HW-D-0554 1HR STANDARD CHASE WALL, CONCRETE SLAB



*NOTE: SINGLE LAYER OF 5/8" TYPE "X" DRYWALL FOR 1 HOUR FIRE RATING, 2 LAYERS FOR 2 HOUR

HW-D-0625 1HR SHAFT WALL, CONCRETE SLAB



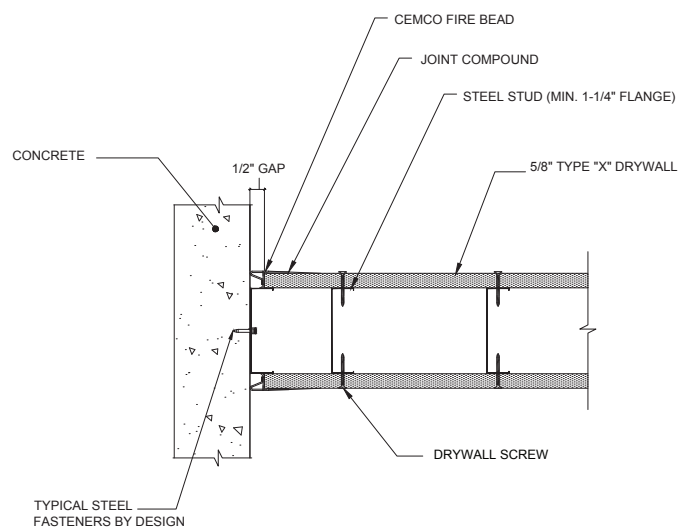
CONFIGURATION "A"

*NOTE: SINGLE LAYER OF 5/8" TYPE "X" DRYWALL FOR 1 HOUR FIRE RATING, 2 LAYERS FOR 2 HOUR

Typical Details | Fire Bead

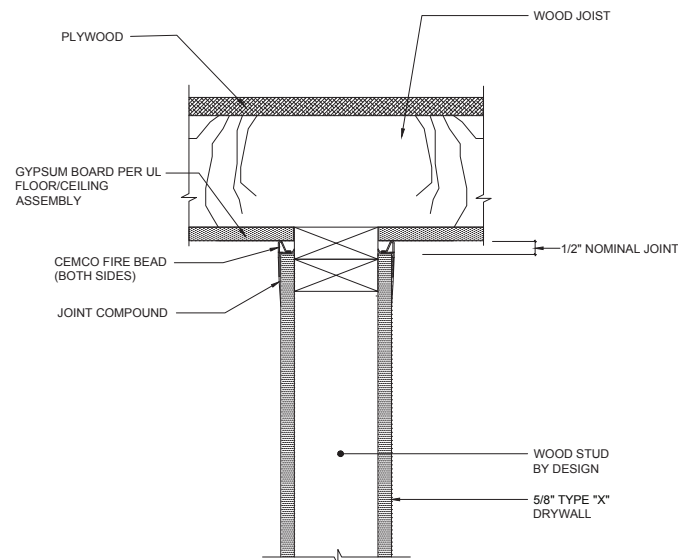
Fire Rated Deflection Bead

WW-D-0104 1HR VERTICAL TIE-IN TO CONCRETE SLAB

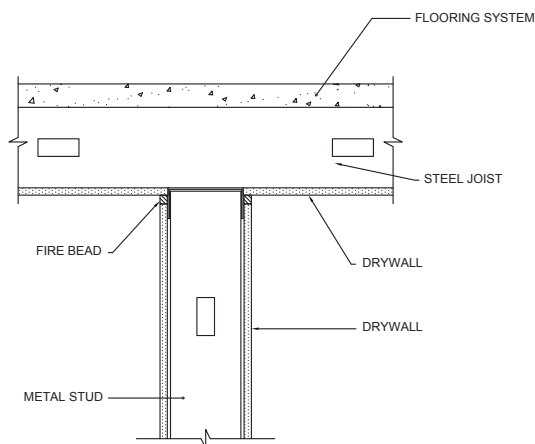


*NOTE: SINGLE LAYER OF 5/8" TYPE "X" DRYWALL FOR 1 HOUR FIRE RATING, 2 LAYERS FOR 2 HOUR

HW-S-0128 FIRE BEAD FOR WOOD FRAMING

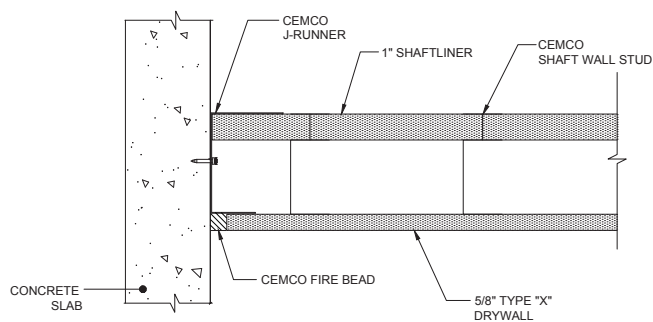


HW-S-0128 STEEL JOIST FLOORING



*NOTE: SINGLE LAYER OF 5/8" TYPE "X" DRYWALL FOR 1 HOUR FIRE RATING, 2 LAYERS FOR 2 HOUR

WW-S-0094 SHAFT WALL VERTICAL JOINT



*NOTE: SINGLE LAYER OF 5/8" TYPE "X" DRYWALL FOR 1 HOUR FIRE RATING, 2 LAYERS FOR 2 HOUR



Expanding Your Solutions

Corporate Headquarters
13191 Crossroads Pkwy N., Ste 325
City of Industry, CA 91746
Phone: 800.775.2362
Fax: 626.330.7598

Manufacturing Facilities
City of Industry, CA
Denver, CO
Ft. Worth, TX
Pittsburg, CA

Structural Engineering/Design
1001-A Pittsburgh Antioch Hwy
Pittsburg, CA 94565
Phone: 800.775.2362
Fax: 626.330.7598

Technical Services
13191 Crossroads Pkwy N., Ste 325
City of Industry, CA 91746
Phone: 800.416.2278
Fax: 626.249.5004

SUPER SEAL-X (FIRE RATED DEFLECTION BEAD)

Product Description

CEMCO SUPER SEAL-X is a fire rated wall mount deflection bead that provides 1- and 2-hour fire-ratings for both dynamic and static joints according to **UL-2079 5th edition** (for both standard walls and shaft walls) and is sound tested according to ASTM E90. Sound Reports available upon request.

- **SUPER SEAL-X** provides BOTH 1- and 2-hour fire ratings in ONE profile.
 - Provides an L-rating less than 1 CFM/Lin Ft for ambient and 400 degrees F.
- **SUPER SEAL-X** is installed fully cured, is not affected by water or moisture and has no temperature restrictions for installation.
- **SUPER SEAL-X** is ideal for vertical tie-ins to dissimilar material or substrates.
- **SUPER SEAL-X** will stay flexible for the life of the assembly.

SUPER SEAL-X Installation: Install drywall no more than 3/8" down from concrete or adjoining structure. Install the SUPER SEAL-X with 847 Spray Adhesive and staple the mud leg with 1/2" staple every 6-8". Apply joint compound and prior to the final sanding remove the tear off strip for a clean and crisp finish. SUPER SEAL-X is designed to be attached to the drywall and compressed against the concrete deck or adjoining structure. The flexible gasket compresses with deflection movement to prevent cracking at the head of wall, bottom of wall or vertical wall to wall joints.

Finishing: Always use a high-quality paint.

Advantages: Composite vinyl/intumescent firestopping accessory that is fully cured. Comes in 10' lengths with a 5/16" tear off leg that acts as a guide to apply joint compound without masking off adjoining surfaces. Made from rust proof, dent resistant PVC to reduce jobsite and handling damage. Does not contain cellulose, a potential food source for mold, and provides an unlimited shelf life.

Packaging

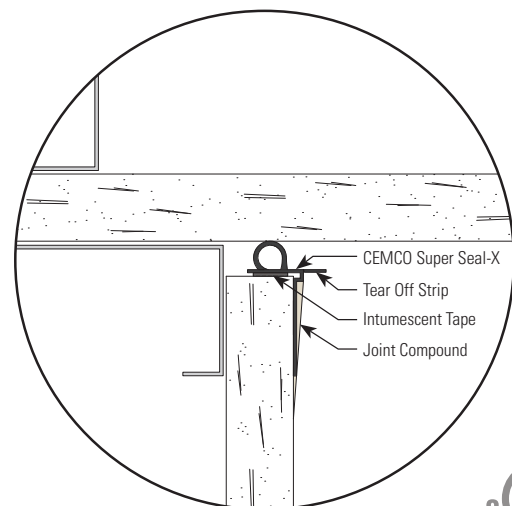
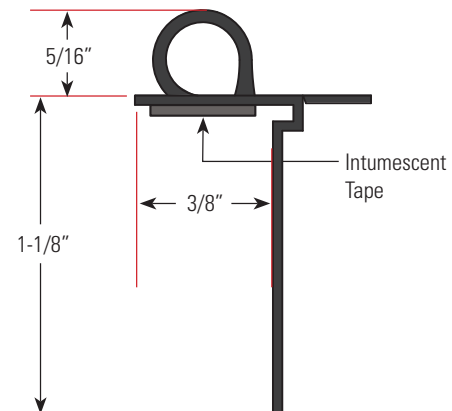
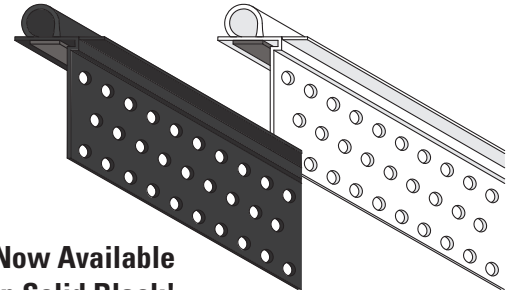
- 10'-0" lengths; 25 pieces per box, 80 boxes per pallet.
- When properly stored indoors, and in original packaging Super Seal-X will not breakdown and has no expiration date.

ASTM & Code Standards

- ASTM E 1966: Standard Test Method of Fire Tests of Firestop Systems – UL 2079 5th Edition Tests for Fire Resistance of Building Joints.
- ASTM E-119 Standard Test Methods for Fire Tests of Building Construction and Material.
- UL ER25033
- Sound Tested in accordance with ASTM E90-09.
- Air leakage tests conducted for compliance with Section 713.6 of IBC and CBC.
- Intumescent Firestopping tested per ASTM E 84 UL723, Flame Spread 5, Smoke Index 5.
- UL listings/approvals – HW-D-0624; HW-D-0625; HW-D-0554; HW-D-0550; BW-S-0024; WW-D-0104; HW-S-0128; WW-D-0172.
- **U.S. Patent No. 11,111,666**



NEW Now Available
in Solid Black!



Technical Services

Technical Services: 800.416.2278
Structural Engineering/Design: 925.473.9340
www.cemcosteel.com

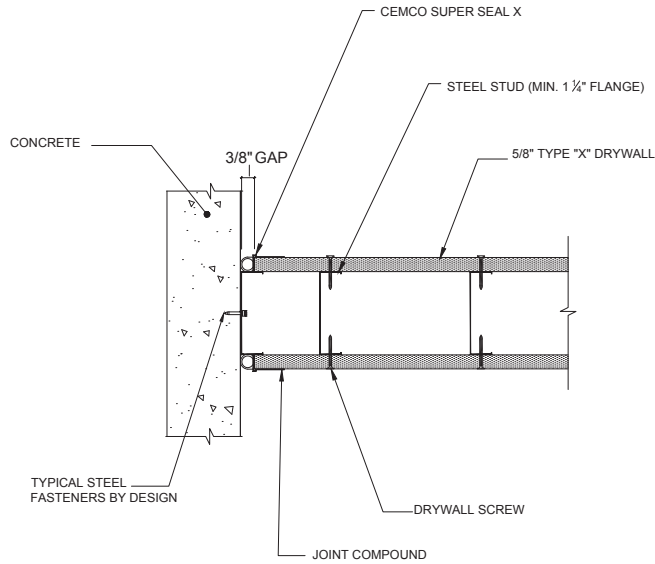


This technical information reflects the most current information available and supersedes any and all previous publications effective January 11, 2023.
01-11-23 AT

Typical Details | Super Seal-X

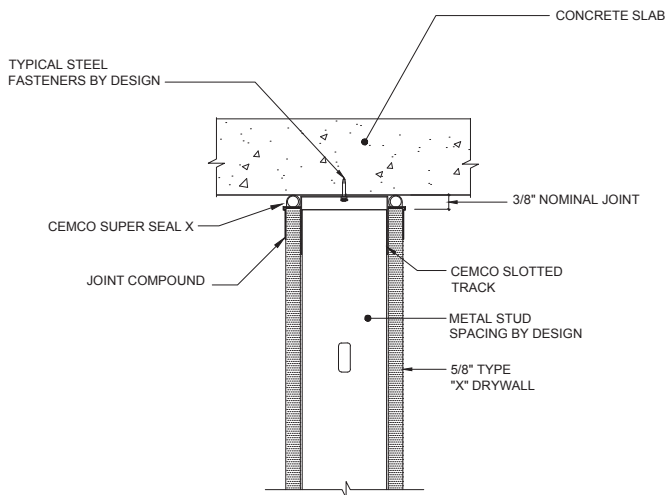
Fire Rated Deflection Bead

WW-D-0104 VERTICAL TIE-IN TO CONCRETE SLAB 1 & 2HR



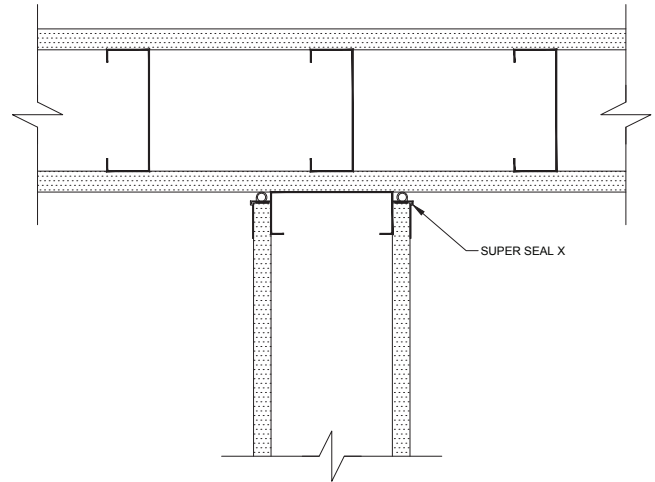
*NOTE: SINGLE LAYER OF 5/8" TYPE "X" DRYWALL FOR 1 HOUR FIRE RATING, 2 LAYERS FOR 2 HOUR

HW-D-0624 STANDARD WALL, CONCRETE DECK 1HR



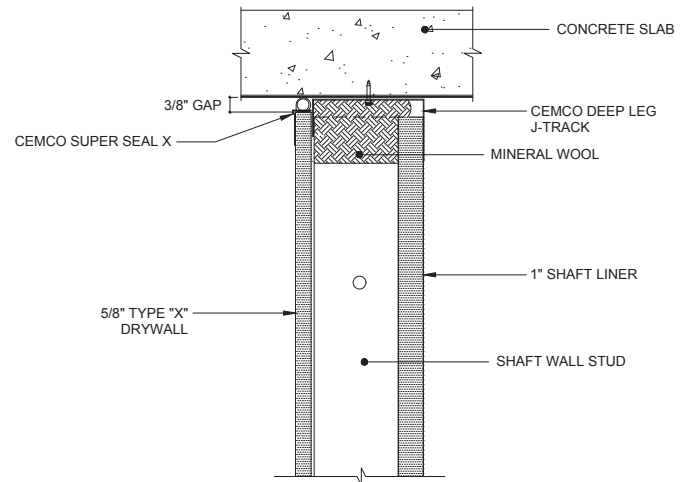
*NOTE: SINGLE LAYER OF 5/8" TYPE "X" DRYWALL FOR 1 HOUR FIRE RATING, 2 LAYERS FOR 2 HOUR

WW-D-0104 WALL TO WALL JOINT



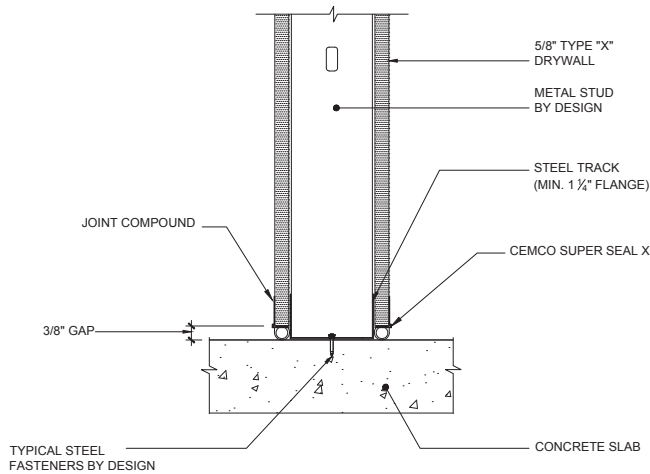
*NOTE: SINGLE LAYER OF 5/8" TYPE "X" DRYWALL FOR 1 HOUR FIRE RATING, 2 LAYERS FOR 2 HOUR

HW-D-0625 SHAFT WALL, CONCRETE SLAB 1HR



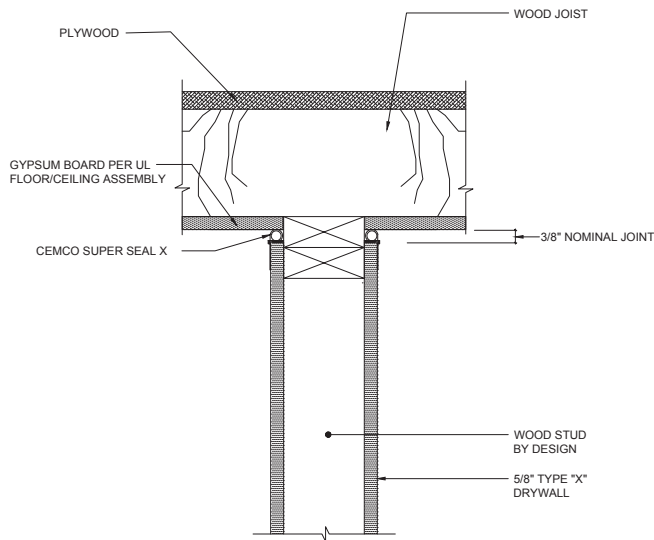
*NOTE: SINGLE LAYER OF 5/8" TYPE "X" DRYWALL FOR 1 HOUR FIRE RATING, 2 LAYERS FOR 2 HOUR

BW-S-0024 BOTTOM WALL STATIC JOINT 1HR



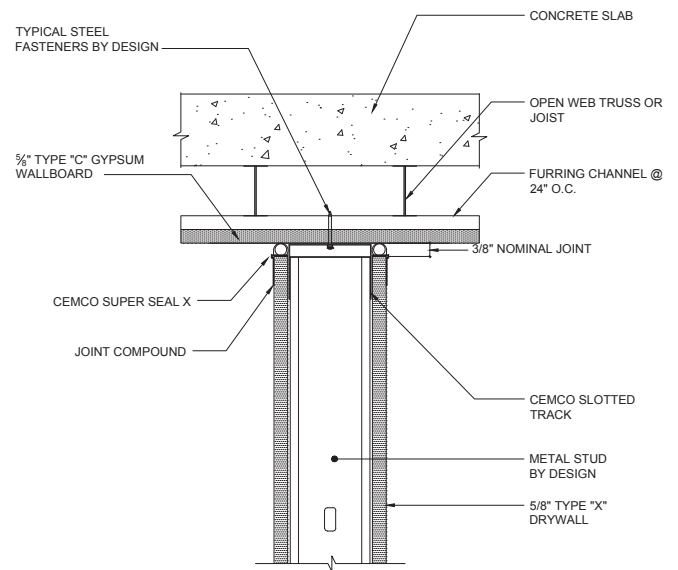
*NOTE: SINGLE LAYER OF 5/8" TYPE "X" DRYWALL FOR 1 HOUR FIRE RATING, 2 LAYERS FOR 2 HOUR

HW-S-0128 HEAD OF WALL JOINT AT WOOD FRAMING



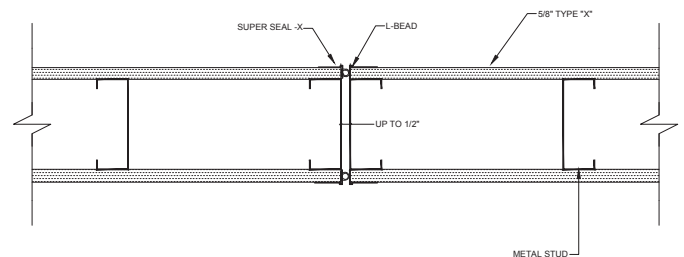
*NOTE: SINGLE LAYER OF 5/8" TYPE "X" DRYWALL FOR 1 HOUR FIRE RATING, 2 LAYERS FOR 2 HOUR

HW-D-0550 STANDARD WALL, GYPSUM WALLBOARD CEILING 1HR



*NOTE: SINGLE LAYER OF 5/8" TYPE "X" DRYWALL FOR 1 HOUR FIRE RATING, 2 LAYERS FOR 2 HOUR

HW-D-0172 VERTICAL MODULAR WALL JOINT



*NOTE: SINGLE LAYER OF 5/8" TYPE "X" DRYWALL FOR 1 HOUR FIRE RATING, 2 LAYERS FOR 2 HOUR

CEMCO FIRE GASKET™ .5 (FIRESTOPPING FOR BUILDING JOINTS)

Product Description

CEMCO FIRE GASKET™ .5 is a fire rated composite vinyl intumescent accessory that provides fire-ratings for both dynamic and static joints with both concrete and fluted deck assemblies according to **UL-2079 5th edition**, provides **1 and 2 hour fire-ratings**, and an L-rating of less than 1 CFM provides up to 1/2" of unencumbered movement and is sound tested according to ASTM E90.

- **FIRE GASKET .5** may be used with CEMCO Spray-Less Flute Clip for walls perpendicular to flutes.
- **FIRE GASKET .5** takes the place of fire sealant at building joints and does not require any fire spray over compressed mineral wool when used perpendicular to fluted decks.
- **FIRE GASKET .5** is manufactured is a pink color vinyl that is easily identified by the inspector.
- **FIRE GASKET .5** is paintable, always use high-quality paint.
- **FIRE GASKET .5** features an intumescent strip along the inside leg of the profile where it is protected from any potential trade damages.
- **FIRE GASKET .5** installs on both sides of the wall and comes in 10' lengths.
- **FIRE GASKET .5** can be installed in the field or pre-installed to the track prior to installing track in place.
- **FIRE GASKET .5** is very durable and is not easily damaged, once installed it will not delaminate, it will not take in water, and it will not shrink or harden over time.
- **FIRE GASKET .5** provides premium STC ratings.
 - STC 51 on 3-5/8" 20 EQ studs unbalanced walls.
 - STC 55 on 3-5/8" 20 EQ studs balanced walls.
 - STC 68 on 2-1/2" double walls.

Installation Instructions

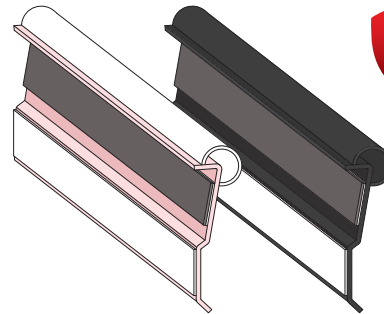
- Install Fire Gasket directly against the perimeter framing member (top track, perimeter stud, bottom track).
- Fire Gasket installs by removing the release paper on its lower leg and pressing firmly into the framing member. Fire Gasket can optionally be installed mechanically through its lower leg with 1/2" framing screws.
- Compress Fire Gasket's bubble gasket firmly against the concrete or fluted deck to prevent smoke, sound or light that would otherwise be able to pass over the top and/or bottom web of the track.
- Follow all other wall assembly requirements outlined in the UL joint system reports.

Packaging

- 10'-0" lengths; 20 pieces per box; 140 boxes per pallet.
- When properly stored indoors, and in original packaging FIRE GASKET will not breakdown and has no expiration date.

ASTM & Code Standards

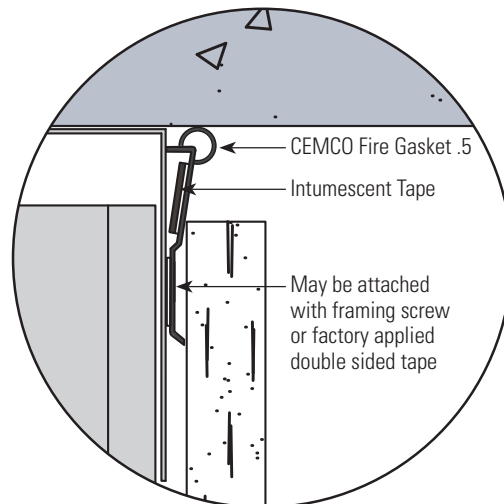
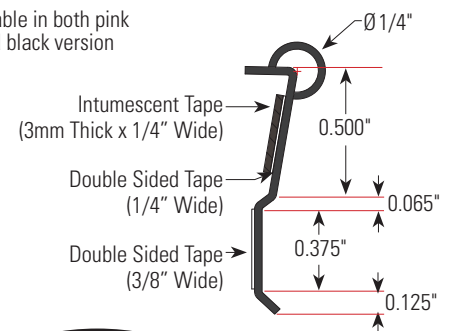
- ASTM E 1966: Standard Test Method of Fire Tests of Firestop Systems – UL 2079 5th Edition Tests for Fire Resistance of Building Joints.
- ASTM E-119 Standard Test Methods for Fire Tests of Building Construction and Material.
- Sound Tested in accordance with ASTM E90-09.
- Air leakage tests conducted for compliance with Section 713.6 of IBC and CBC.
- Intumescent Firestopping tested per ASTM E 84 UL723, Flame Spread 5, Smoke Index 5.
- UL ER25033-01
- UL listings/approvals – HW-D-0515; HW-D-0514; HW-D-0524; HW-D-0551; HW-D-0550; HW-D-0554; HW-D-0620; HW-D-0652; HW-D-0518; HW-D-0553; HW-D-0573; HW-D-0623; WW-S-0057; BW-S-0024; WW-D-0104; HW-D-0625; HW-D-0596; WW-S-0094; HW-D-0525; HW-D-0587; HW-D-0622; HW-D-0553; HW-D-0585.
- **U.S. Patent No. 10,246,871; 10,689,842 B2; 10,753,084; 10,954,670**



Available in both pink and black version



NEW Now Available in Solid Black!



← Scan or click the code to view the installation video!



Scan or click → the code to view the installation guide!



Technical Services

Technical Services: 800.416.2278
Structural Engineering/Design: 925.473.9340
www.cemcosteel.com



This technical information reflects the most current information available and supersedes any and all previous publications effective August 4, 2022.

08-04-22 AT

CEMCO FIRE GASKET™ 1 (FIRESTOPPING FOR BUILDING JOINTS)

Product Description

CEMCO FIRE GASKET™ 1 is a fire rated composite vinyl intumescent accessory that provides fire-ratings for both dynamic and static joints with both concrete and fluted deck assemblies according to **UL-2079 5th edition**, provides **1 and 2 hour fire-ratings**, and an L-rating of less than 1 CFM provides up to 1" of unencumbered movement and is sound tested according to ASTM E90.

- **FIRE GASKET 1** may be used with CEMCO Spray-Less Flute Clip for walls perpendicular to flutes.
- **FIRE GASKET 1** takes the place of fire sealant at building joints and does not require any fire spray over compressed mineral wool when used perpendicular to fluted decks.
- **FIRE GASKET 1** is manufactured is a pink color vinyl that is easily identified by the inspector.
- **FIRE GASKET 1** is paintable, always use high-quality paint.
- **FIRE GASKET 1** features an intumescent strip along the inside leg of the profile where it is protected from any potential trade damages.
- **FIRE GASKET 1** installs on both sides of the wall and comes in 10' lengths.
- **FIRE GASKET 1** can be installed in the field or pre-installed to the track prior to installing track in place.
- **FIRE GASKET 1** is very durable and is not easily damaged, once installed it will not delaminate, it will not take in water, and it will not shrink or harden over time.
- **FIRE GASKET 1** provides premium STC ratings.
 - STC 51 on 3-5/8" 20 EQ studs unbalanced walls.
 - STC 55 on 3-5/8" 20 EQ studs balanced walls.
 - STC 68 on 2-1/2" double walls.

Installation Instructions

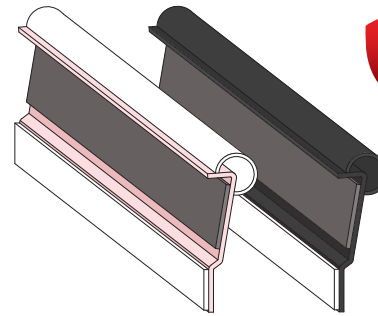
- Install Fire Gasket directly against the perimeter framing member (top track, perimeter stud, bottom track).
- Fire Gasket installs by removing the release paper on its lower leg and pressing firmly into the framing member. Fire Gasket can optionally be installed mechanically through its lower leg with 1/2" framing screws.
- Compress Fire Gasket's bubble gasket firmly against the concrete or fluted deck to prevent smoke, sound or light that would otherwise be able to pass over the top and/or bottom web of the track.
- Follow all other wall assembly requirements outlined in the UL joint system reports.

Packaging

- 10'-0" lengths; 20 pieces per box; 96 boxes per pallet.
- When properly stored indoors, and in original packaging FIRE GASKET will not breakdown and has no expiration date.

ASTM & Code Standards

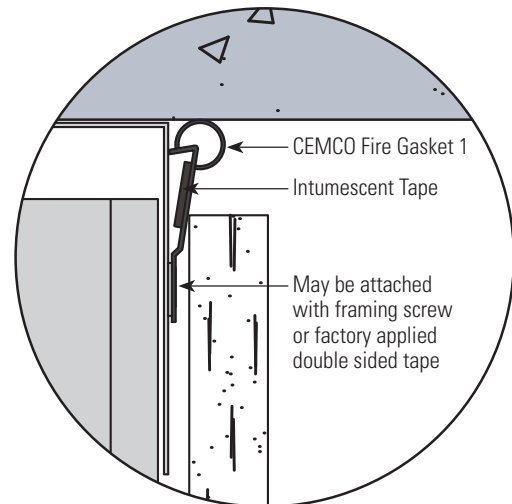
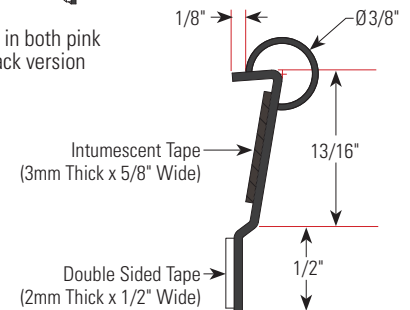
- ASTM E 1966: Standard Test Method of Fire Tests of Firestop Systems – UL 2079 5th Edition Tests for Fire Resistance of Building Joints.
- ASTM E-119 Standard Test Methods for Fire Tests of Building Construction and Material.
- Sound Tested in accordance with ASTM E90-09.
- Air leakage tests conducted for compliance with Section 713.6 of IBC and CBC.
- Intumescent Firestopping tested per ASTM E 84 UL723, Flame Spread 5, Smoke Index 5.
- UL ER25033
- UL listings/approvals – HW-D-0515; HW-D-0514; HW-D-0524; HW-D-0551; HW-D-0550; HW-D-0554; HW-D-0600; HW-D-0620; HW-D-0652; HW-D-0518; HW-D-0553; HW-D-0573; WW-D-0104.
- **U.S. Patent No. 10,246,871; 10,689,842 B2; 10,753,084; 10,954,670**



Available in both pink and black version



NEW Now Available in Solid Black!



← Scan or click the code to view the installation video!



Scan or click → the code to view the installation guide!



Technical Services

Technical Services: 800.416.2278
Structural Engineering/Design: 925.473.9340
www.cemcosteel.com



This technical information reflects the most current information available and supersedes any and all previous publications effective August 4, 2022.

08-04-22 AT



Expanding Your Solutions

Corporate Headquarters

13191 Crossroads Pkwy N., Ste 325
City of Industry, CA 91746
Phone: 800.775.2362
Fax: 626.330.7598

Manufacturing Facilities

City of Industry, CA
Denver, CO
Ft. Worth, TX
Pittsburg, CA

Structural Engineering/Design

1001-A Pittsburgh Antioch Hwy
Pittsburg, CA 94565
Phone: 800.775.2362
Fax: 626.330.7598

Technical Services

13191 Crossroads Pkwy N., Ste 325
City of Industry, CA 91746
Phone: 800.416.2278
Fax: 626.249.5004

CEMCO FIRE GASKET™ 1.5 (FIRESTOPPING FOR BUILDING JOINTS)

Product Description

CEMCO FIRE GASKET™ 1.5 is a fire rated composite vinyl intumescent accessory that provides fire-ratings for both dynamic and static joints with both concrete and fluted deck assemblies according to **UL-2079 5th edition**, provides **1 and 2 hour fire-ratings**, and an L-rating of less than 1 CFM provides up to 1-1/2" of unencumbered movement and is sound tested according to ASTM E90.

- **FIRE GASKET 1.5** may be used with CEMCO Spray-Less Flute Clip for walls perpendicular to flutes.
- **FIRE GASKET 1.5** takes the place of fire sealant at building joints and does not require any fire spray over compressed mineral wool when used perpendicular to fluted decks.
- **FIRE GASKET 1.5** is manufactured is a pink color vinyl that is easily identified by the inspector.
- **FIRE GASKET 1.5** is paintable, always use high-quality paint.
- **FIRE GASKET 1.5** features an intumescent strip along the inside leg of the profile where it is protected from any potential trade damages.
- **FIRE GASKET 1.5** installs on both sides of the wall and comes in 10' lengths.
- **FIRE GASKET 1.5** can be installed in the field or pre-installed to the track prior to installing track in place.
- **FIRE GASKET 1.5** is very durable and is not easily damaged, once installed it will not delaminate, it will not take in water, and it will not shrink or harden over time.
- **FIRE GASKET 1.5** provides premium STC ratings.
 - STC 51 on 3-5/8" 20 EQ studs unbalanced walls.
 - STC 55 on 3-5/8" 20 EQ studs balanced walls.
 - STC 68 on 2-1/2" double walls.

Installation Instructions

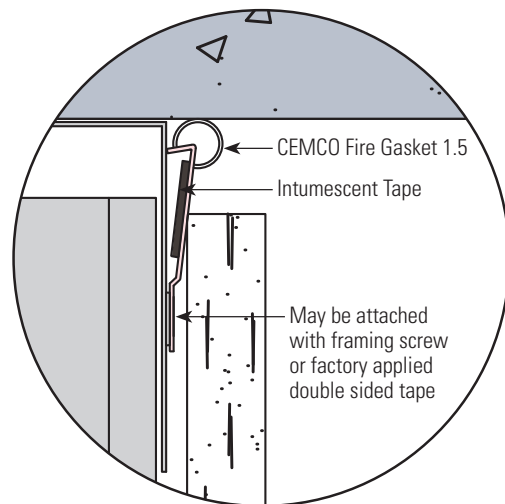
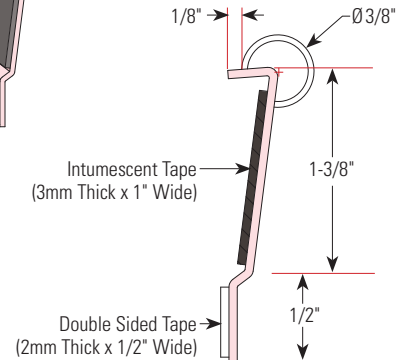
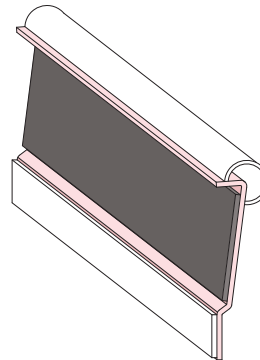
- Install Fire Gasket directly against the perimeter framing member (top track, perimeter stud, bottom track).
- Fire Gasket installs by removing the release paper on its lower leg and pressing firmly into the framing member. Fire Gasket can optionally be installed mechanically through its lower leg with 1/2" framing screws.
- Compress Fire Gasket's bubble gasket firmly against the concrete or fluted deck to prevent smoke, sound or light that would otherwise be able to pass over the top and/or bottom web of the track.
- Follow all other wall assembly requirements outlined in the UL joint system reports.

Packaging

- 10'-0" lengths; 20 pieces per box; 96 boxes per pallet.
- When properly stored indoors, and in original packaging FIRE GASKET will not breakdown and has no expiration date.

ASTM & Code Standards

- ASTM E 1966: Standard Test Method of Fire Tests of Firestop Systems – UL 2079 5th Edition Tests for Fire Resistance of Building Joints.
- ASTM E-119 Standard Test Methods for Fire Tests of Building Construction and Material.
- Sound Tested in accordance with ASTM E90-09.
- Air leakage tests conducted for compliance with Section 713.6 of IBC and CBC.
- Intumescent Firestopping tested per ASTM E 84 UL723, Flame Spread 5, Smoke Index 5.
- UL ER25033
- UL listings/approvals – HW-D-0515; HW-D-0514; HW-D-0524; HW-D-0551; HW-D-0550; HW-D-0554; HW-D-0600; HW-D-0620; HW-D-0652; HW-D-0518; HW-D-0553; HW-D-0573.
- U.S. Patent No. 10,246,871; 10,689,842 B2; 10,753,084; 10,954,670



← Scan or click
the code to view the
installation video!



Scan or click →
the code to view the
installation guide!



Technical Services

Technical Services: 800.416.2278
Structural Engineering/Design: 925.473.9340
www.cemcosteel.com



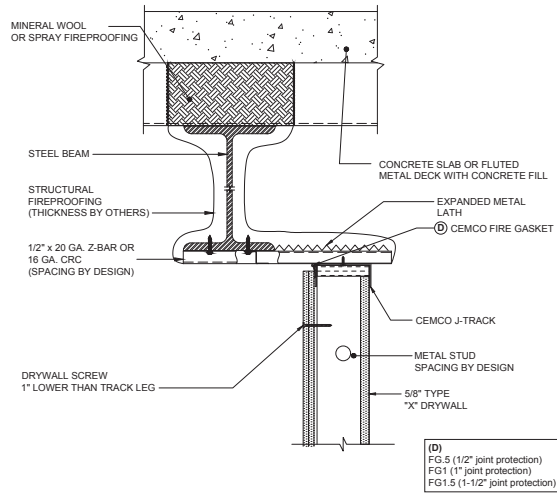
This technical information reflects the most current information available and supersedes any and all previous publications effective June 20, 2022.

06-20-22 AT

Typical Details | Fire Gasket (FG.5, FG1, & FG1.5)

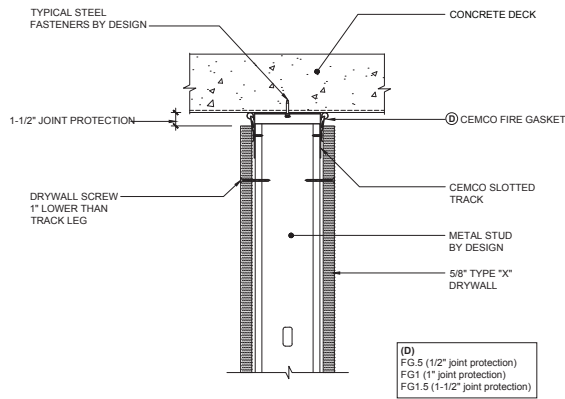
Firestopping for Building Joints

HW-D-0653 SHAFT WALL CANTILEVER UNDER BEAM

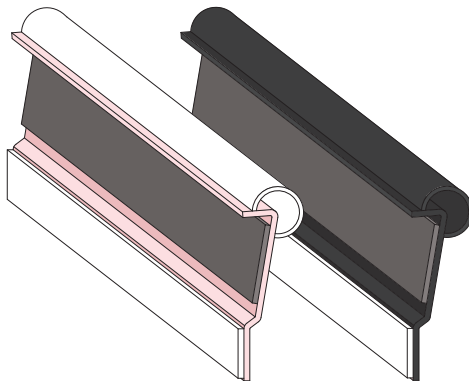


*NOTE: SINGLE LAYER OF 5/8" TYPE "X" DRYWALL FOR 1 HOUR FIRE RATING, 2 LAYERS FOR 2 HOUR

HW-D-0515 CONCRETE SLAB

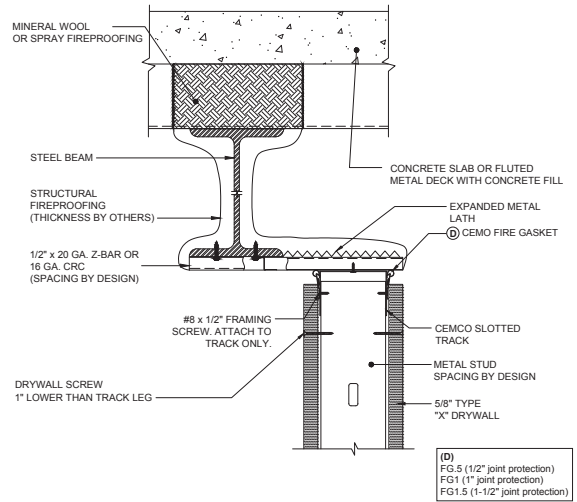


*NOTE: SINGLE LAYER OF 5/8" TYPE "X" DRYWALL FOR 1 HOUR FIRE RATING, 2 LAYERS FOR 2 HOUR



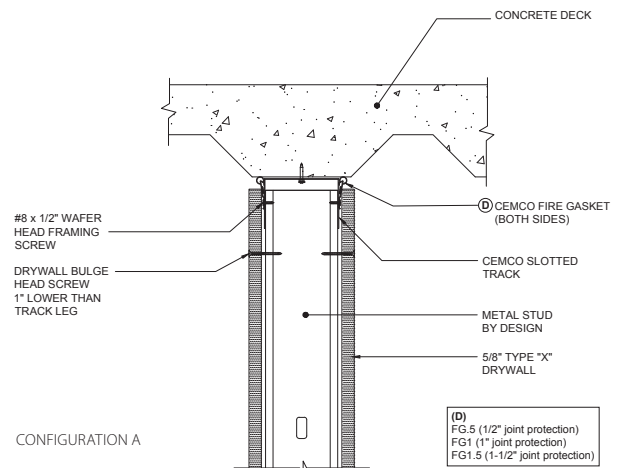
NEW FG.5 & FG1 Now Available
in Solid Black!

HW-D-0652 CANTILEVER UNDER STEEL I-BEAM



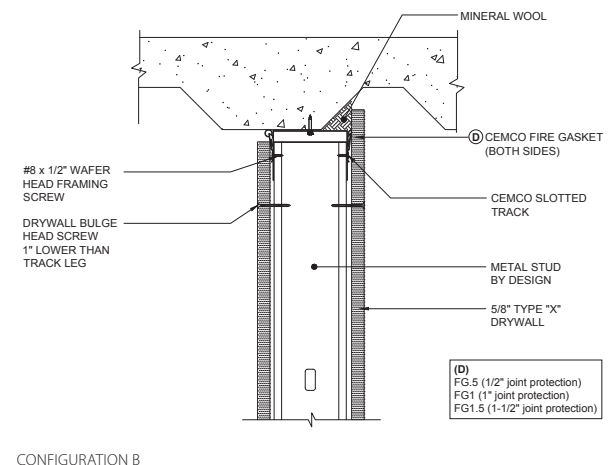
*NOTE: SINGLE LAYER OF 5/8" TYPE "X" DRYWALL FOR 1 HOUR FIRE RATING, 2 LAYERS FOR 2 HOUR

HW-D-0620 PARALLEL OFFSET UNDER PAN DECK



*NOTE: SINGLE LAYER OF 5/8" TYPE "X" DRYWALL FOR 1 HOUR FIRE RATING, 2 LAYERS FOR 2 HOUR

HW-D-0620 PARALLEL OFFSET UNDER PAN DECK

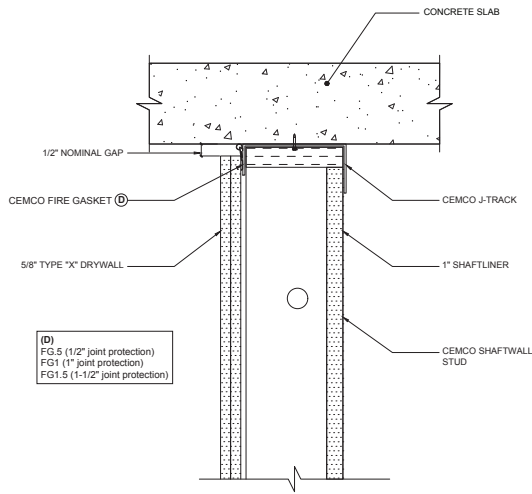


*NOTE: SINGLE LAYER OF 5/8" TYPE "X" DRYWALL FOR 1 HOUR FIRE RATING, 2 LAYERS FOR 2 HOUR

Typical Details | Fire Gasket (FG.5, FG1, & FG1.5)

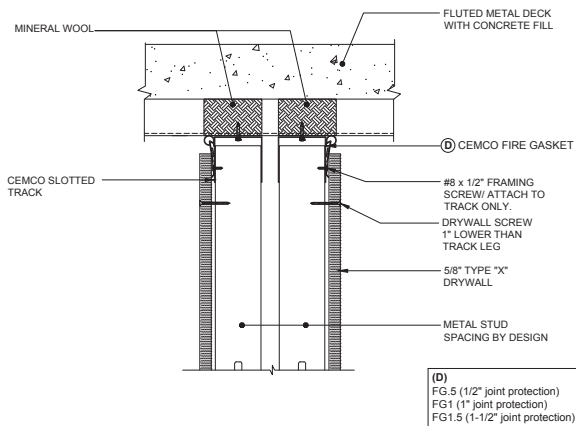
Firestopping for Building Joints

HW-D-0585 SHAFT-WALL AT CONCRETE



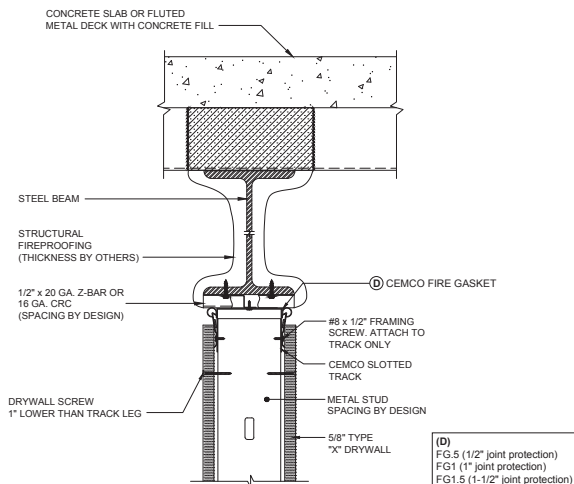
*NOTE: SINGLE LAYER OF 5/8" TYPE "X" DRYWALL FOR 1 HOUR FIRE RATING, 2 LAYERS FOR 2 HOUR

HW-D-0553 CHASE WALL AT PAN DECK



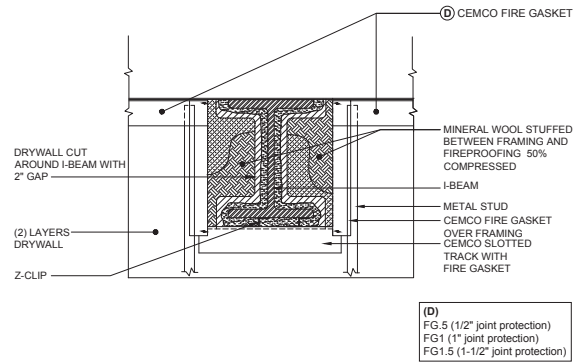
*NOTE: SINGLE LAYER OF 5/8" TYPE "X" DRYWALL FOR 1 HOUR FIRE RATING, 2 LAYERS FOR 2 HOUR

HW-D-0551 CENTERED DIRECTLY UNDER BEAM



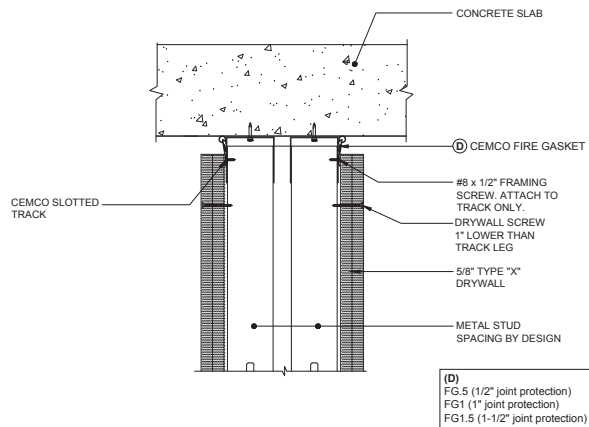
*NOTE: SINGLE LAYER OF 5/8" TYPE "X" DRYWALL FOR 1 HOUR FIRE RATING, 2 LAYERS FOR 2 HOUR

HW-D-0573 PERPENDICULAR I-BEAM PENETRATION



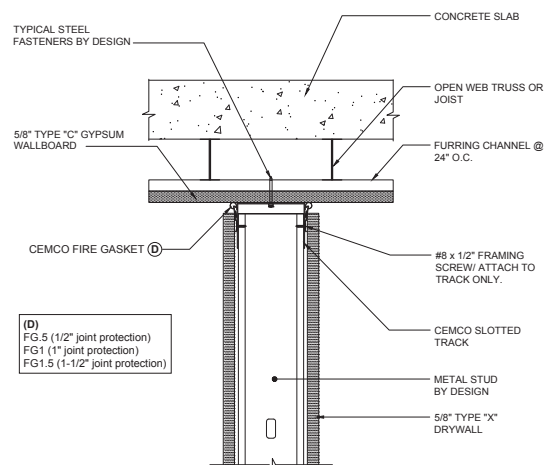
*NOTE: SINGLE LAYER OF 5/8" TYPE "X" DRYWALL FOR 1 HOUR FIRE RATING, 2 LAYERS FOR 2 HOUR

HW-D-0554 CHASE WALL AT CONCRETE SLAB



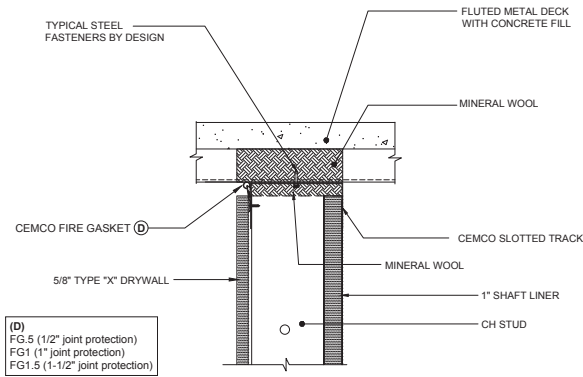
*NOTE: SINGLE LAYER OF 5/8" TYPE "X" DRYWALL FOR 1 HOUR FIRE RATING, 2 LAYERS FOR 2 HOUR

HW-D-0550 GYPSUM WALLBOARD CEILING



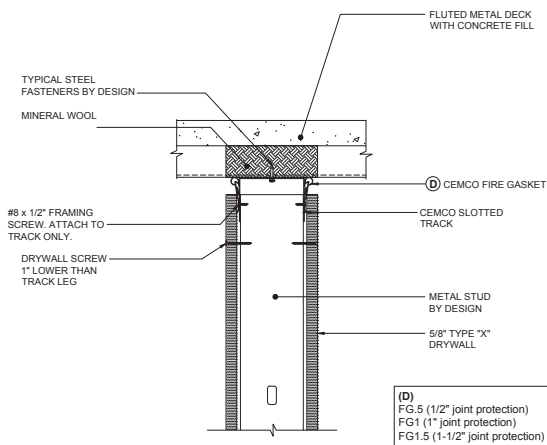
*NOTE: SINGLE LAYER OF 5/8" TYPE "X" DRYWALL FOR 1 HOUR FIRE RATING, 2 LAYERS FOR 2 HOUR

HW-D-0525 SHAFT-WALL FLUTED DECK



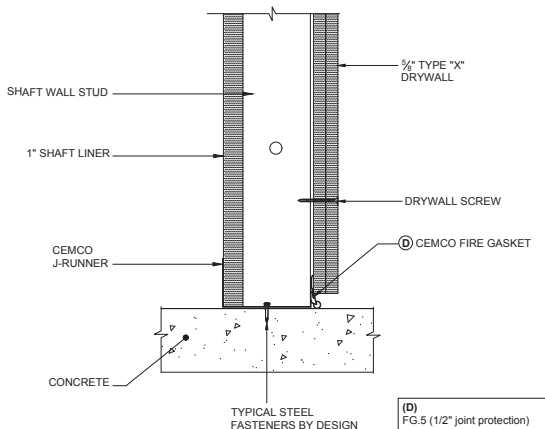
*NOTE: SINGLE LAYER OF 5/8" TYPE "X" DRYWALL FOR 1 HOUR FIRE RATING, 2 LAYERS FOR 2 HOUR

HW-D-0518 PERPENDICULAR TO FLUTED DECK



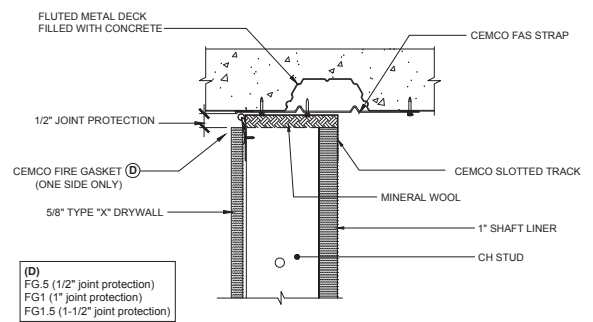
*NOTE: SINGLE LAYER OF 5/8" TYPE "X" DRYWALL FOR 1 HOUR FIRE RATING, 2 LAYERS FOR 2 HOUR

BW-S-0053 SHAFT WALL- BOTTOM OF WALL



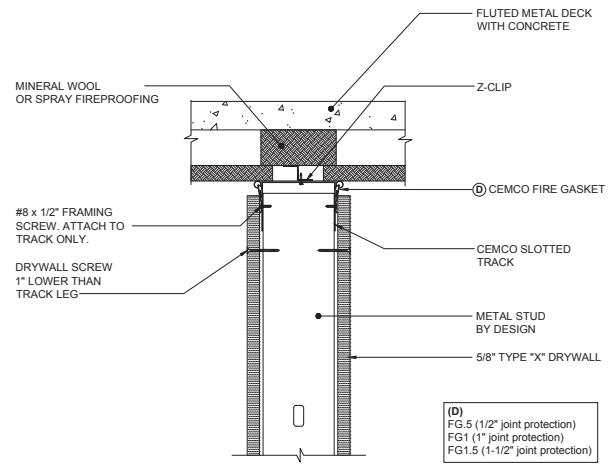
*NOTE: SINGLE LAYER OF 5/8" TYPE "X" DRYWALL FOR 1 HOUR FIRE RATING, 2 LAYERS FOR 2 HOUR

HW-D-0587 SHAFT WALL PARALLEL TO FLUTE (FAS STRAP)



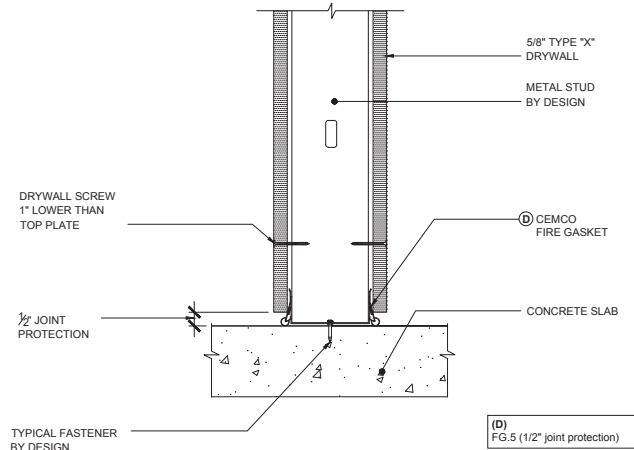
*NOTE: SINGLE LAYER OF 5/8" TYPE "X" DRYWALL FOR 1 HOUR FIRE RATING, 2 LAYERS FOR 2 HOUR

HW-D-0514 PERPENDICULAR FLUTED DECK WITH FIREPROOFING



*NOTE: SINGLE LAYER OF 5/8" TYPE "X" DRYWALL FOR 1 HOUR FIRE RATING, 2 LAYERS FOR 2 HOUR

BW-S-0024 BOTTOM TRACK STATIC JOINT

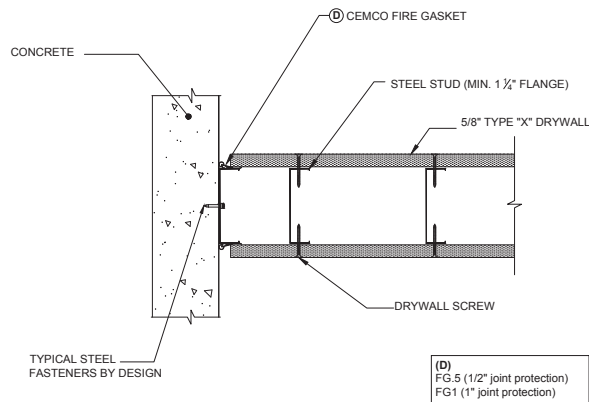


*NOTE: SINGLE LAYER OF 5/8" TYPE "X" DRYWALL FOR 1 HOUR FIRE RATING, 2 LAYERS FOR 2 HOUR

Typical Details | Fire Gasket (FG.5, FG1, & FG1.5)

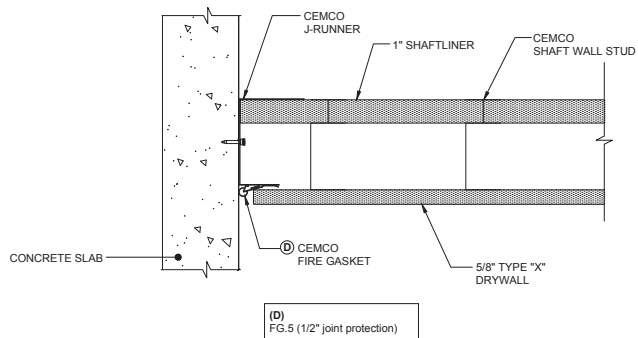
Firestopping for Building Joints

WW-D-0104 STANDARD WALL VERTICAL JOINT TO CONCRETE COLUMN



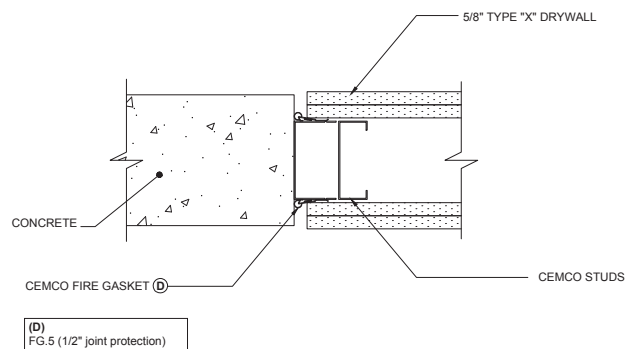
*NOTE: SINGLE LAYER OF 5/8" TYPE "X" DRYWALL FOR 1 HOUR FIRE RATING, 2 LAYERS FOR 2 HOUR

WW-S-0094 SHAFT WALL VERTICAL JOINT

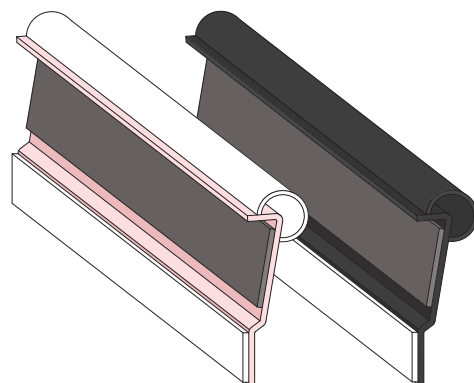


*NOTE: SINGLE LAYER OF 5/8" TYPE "X" DRYWALL FOR 1 HOUR FIRE RATING, 2 LAYERS FOR 2 HOUR

WW-S-0057 STNDRD WALL VERTICAL WALL TIE-IN TO CONCRETE COLUMN



*NOTE: SINGLE LAYER OF 5/8" TYPE "X" DRYWALL FOR 1 HOUR FIRE RATING, 2 LAYERS FOR 2 HOUR

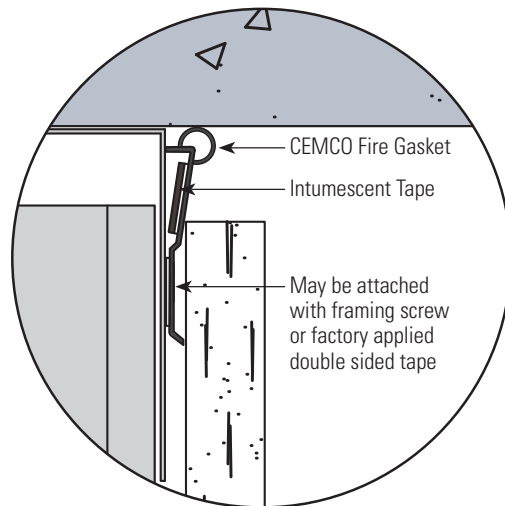


NEW FG.5 & FG1 Now Available in Solid Black!



← Scan or click the code to view the installation video!

Scan or click → the code to view the installation guide!





Expanding Your Solutions

Corporate Headquarters
13191 Crossroads Pkwy N., Ste 325
City of Industry, CA 91746
Phone: 800.775.2362
Fax: 626.330.7598

Manufacturing Facilities
City of Industry, CA
Denver, CO
Ft. Worth, TX
Pittsburg, CA

Structural Engineering/Design
1001-A Pittsburgh Antioch Hwy
Pittsburg, CA 94565
Phone: 800.775.2362
Fax: 626.330.7598

Technical Services
13191 Crossroads Pkwy N., Ste 325
City of Industry, CA 91746
Phone: 800.416.2278
Fax: 626.249.5004

CEMCO FLUTE SHIELD (SPRAYLESS FLUTE CLIP)

Product Description

CEMCO FLUTE SHIELD is a galvanized steel clip that is designed to conceal and compress mineral wool within the parallel legs of the clip profile. The CEMCO Flute Shield is sold independently of the mineral wool so that the installer can use any UL certified 4 PSF minimum mineral wool or mineral wool plug compressed to 33% within the perpendicular flute void. The Flute Shield is friction fit over the web and leg of the installed header track on both sides of the wall and no additional fire spray is required over the clip.

- **FLUTE SHIELD** is made for all flute size openings.
- **FLUTE SHIELD** is UL tested and certified to UL-2079 5th Edition.
- **FLUTE SHIELD** provides an L-Rating of less than 1 CFM.
- **FLUTE SHIELD** is tested for air leakage for compliance with Section 713.6 of IBC and CBC.
- **FLUTE SHIELD** provides 1- and 2-hour fire rates with the same clip profile.
- **FLUTE SHIELD** is specifically manufactured and marked to be easily recognizable by inspectors.
- **FLUTE SHIELD** has zero fatigue and will not breakdown for the life of the assembly.
- **FLUTE SHIELD** installs fully cured and has no installation temperature or humidity restrictions.

ASTM & Code Standards

- ASTM A1003, A653, A924
- IBC: 2012, 2015, 2018, 2021
- CBC: 2013, 2016, 2019
- AISI: 2012
- ASTM E 1966: Standard Test Method of Fire Tests of Firestop Systems – UL 2079 5th Edition Tests for Fire Resistance of Building Joints.
- ASTM E-119 Standard Test Methods for Fire Tests of Building Construction and Material.
- Air leakage tests conducted for compliance with Section 713.6 of IBC and CBC.
- UL listings/approvals – HW-D-0525; HW-D-0518; HW-D-0553.
- U.S. Patent No. 11,162,259

LEED v3 for Building and Design Construction

- MR Credit 2: Construction Waste Management.
- MR Credit 4: Recycled Content.

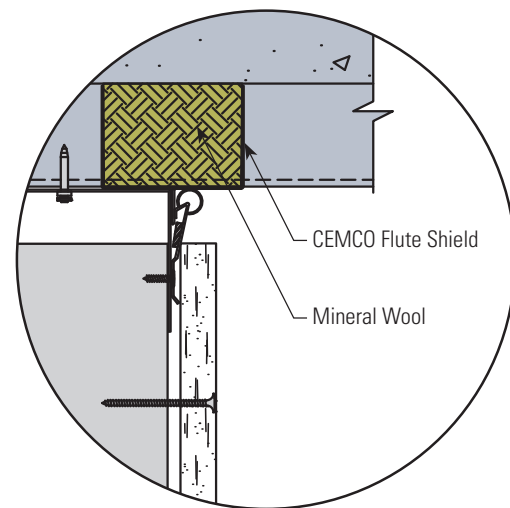
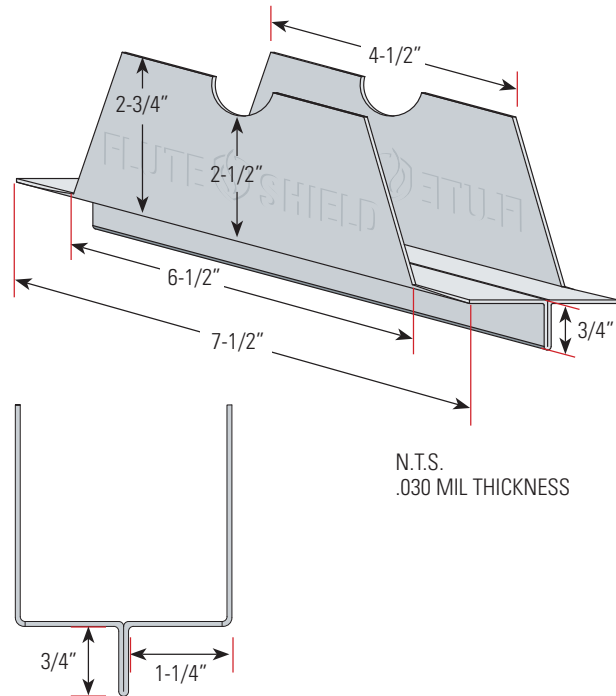
LEED v4 for Building and Design Construction

- MR Prerequisite: Construction and Demolition Waste Management Planning.
- MR Credit: Construction and Demolition Waste Management.
- MR Credit: Building Product Disclosure and Optimization – Sourcing of Raw Materials, Option 2.
- MR Credit: Building Product Disclosure and Optimization – Environmental Product Declarations, Options 1 & 2.
- MR Credit: Building Product Disclosure and Optimization – Material Ingredients, Option 1.
- MR Credit: Building Life-Cycle Impact Reduction, Option 4.

CEMCO cold-formed steel framing products contain 30% to 37% recycled steel

- Total Recycled Content: 36.9%
- Post-Consumer: 19.8%
- Pre-Consumer: 14.4%

FLUTE SHIELD SPRAYLESS FLUTE CLIP



← Scan or click
the code to view the
installation video!



Technical Services

Technical Services: 800.416.2278
Structural Engineering/Design: 925.473.9340
www.cemcosteel.com



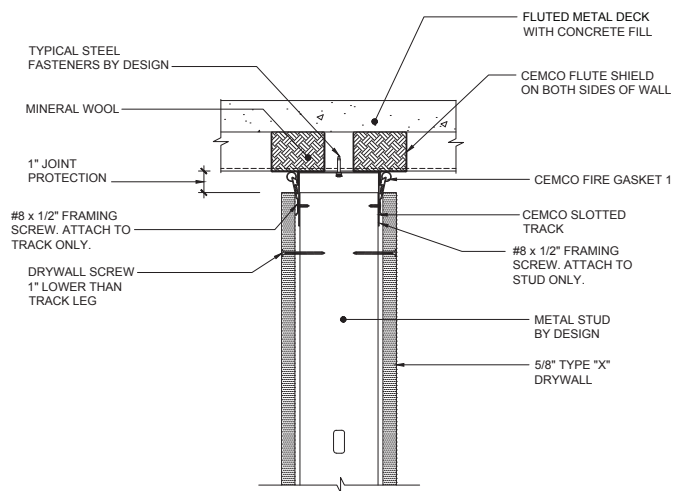
This technical information reflects the most current information available and supersedes any and all previous publications effective June 21, 2022.

06-21-22 AT

Typical Details | Flute Shield

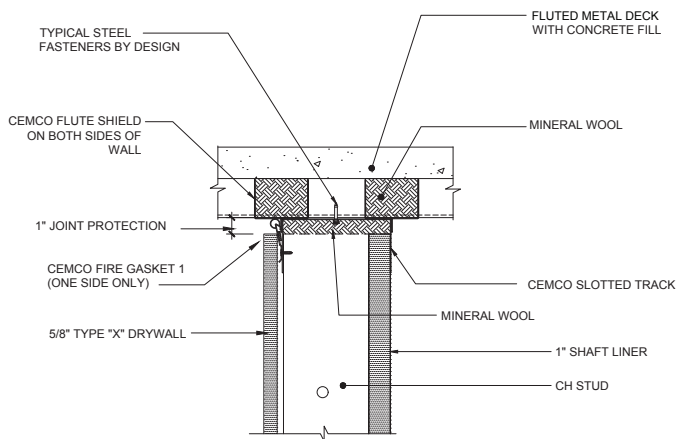
Sprayless Flute Clip

HW-D-0518 1 & 2HR STANDARD WALL, PERPENDICULAR TO FLUTED DECK



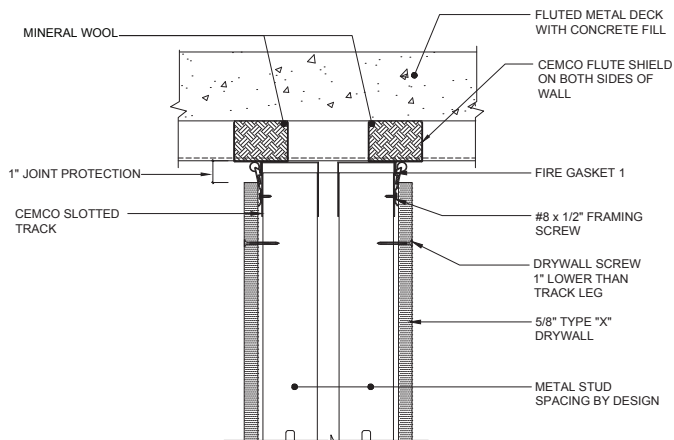
*NOTE: SINGLE LAYER OF 5/8" TYPE "X" DRYWALL FOR 1 HOUR FIRE RATING, 2 LAYERS FOR 2 HOUR

HW-D-0525 1 & 2HR SHAFT WALL, PERPENDICULAR TO FLUTED DECK



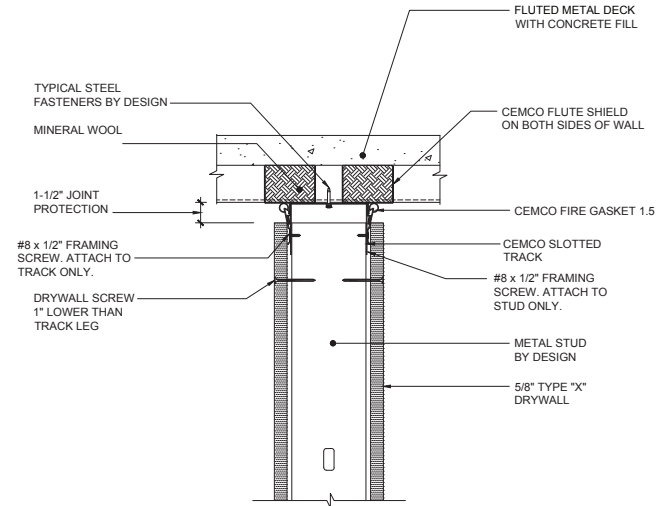
*NOTE: SINGLE LAYER OF 5/8" TYPE "X" DRYWALL FOR 1 HOUR FIRE RATING, 2 LAYERS FOR 2 HOUR

HW-D-0553 1 & 2HR CHASE WALL, PERPENDICULAR TO FLUTED DECK



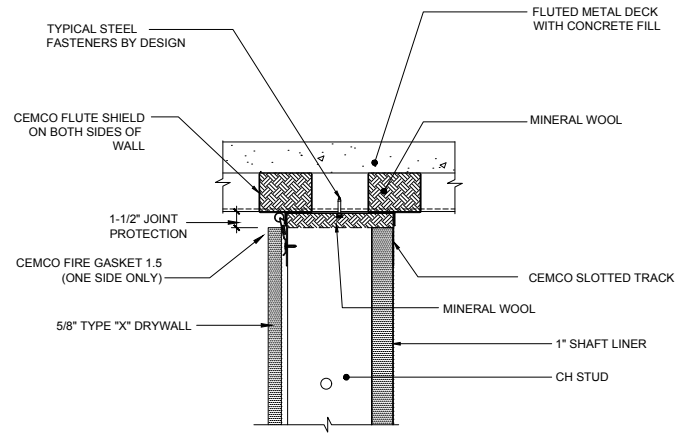
*NOTE: SINGLE LAYER OF 5/8" TYPE "X" DRYWALL FOR 1 HOUR FIRE RATING, 2 LAYERS FOR 2 HOUR

HW-D-0518 1 & 2HR STANDARD WALL, PERPENDICULAR TO FLUTED DECK



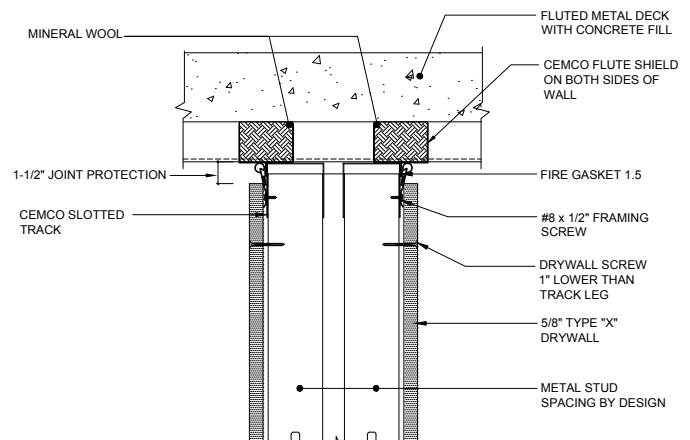
*NOTE: SINGLE LAYER OF 5/8" TYPE "X" DRYWALL FOR 1 HOUR FIRE RATING, 2 LAYERS FOR 2 HOUR

HW-D-0525 1 & 2HR SHAFT WALL, PERPENDICULAR TO FLUTED DECK



*NOTE: SINGLE LAYER OF 5/8" TYPE "X" DRYWALL FOR 1 HOUR FIRE RATING, 2 LAYERS FOR 2 HOUR

HW-D-0553 1 & 2HR CHASE WALL, PERPENDICULAR TO FLUTED DECK



*NOTE: SINGLE LAYER OF 5/8" TYPE "X" DRYWALL FOR 1 HOUR FIRE RATING, 2 LAYERS FOR 2 HOUR

FAS STRAP (FIRESTOP FOR FLUTED DECKING)

Description

CEMCO FAS Strap is a flat strap with 2 strips of 1/2" to 1-1/4" intumescent. FAS Strap is installed continuous and parallel with the flutes and provides firestopping within the flute void while eliminating mineral wool and providing continuous backing for wall framing. This strap is fabricated from hot-dipped galvanized steel complying with ASTM A653, and ASTM A1003 Grade 33 Type H for 33 ksi yield strength steel for 20 gauge (33 mils) with a minimum G40 coating complying with ASTM A924, with a minimum G60 coating complying with ASTM A924; and Grade 50 Type H for 50 ksi yield strength steel for 16 gauge (54 mils) with a minimum G60 coating complying with ASTM A924. The FAS STRAP is listed under Underwriters Laboratories for one and two hour head of wall fire rated wall assemblies.

Member Width (in.)	Length (ft.)	Steel Thickness mil (gauge)
10-1/2	10	33, 54 (20, 16)

ASTM's & Code Standards

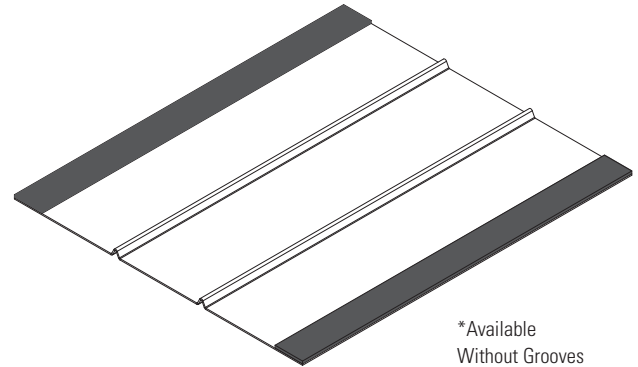
- ASTM A653, C645, A1003, A924
- ASTM E 1966: Standard Test Method of Fire Tests of Firestop Systems
- UL 2079 Tests For Fire Resistance of Building Joints
- ASTM E-119 Standard Test Methods for Fire Tests of Building Construction and Material
- UL ER25033-01
- Air leakage tests conducted for compliance with Section 713.6 of ICC-ES 2012
- IBC: 2012, 2015, 2018, 2021
- CBC: 2013, 2016, 2019
- AISI: S100, S220
- UL Approvals: HW-D-0524 and HW-D-0587
- **U.S. Patent No. 10,214,901**

LEED v4 for Building and Design Construction

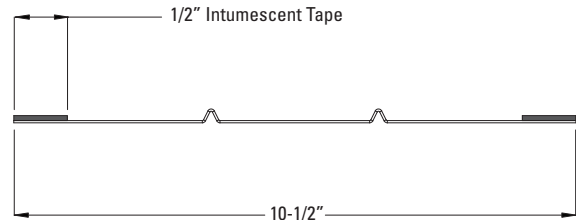
- MR Prerequisite: Construction and Demolition Waste Management Planning.
- MR Credit: Construction and Demolition Waste Management.
- MR Credit: Building Product Disclosure and Optimization – Sourcing of Raw Materials, Option 2.
- MR Credit: Building Product Disclosure and Optimization – Environmental Product Declarations, Options 1 & 2.
- MR Credit: Building Product Disclosure and Optimization – Material Ingredients, Option 1.
- MR Credit: Building Life-Cycle Impact Reduction, Option 4.

CEMCO cold-formed steel framing products contain 30% to 37% recycled steel.

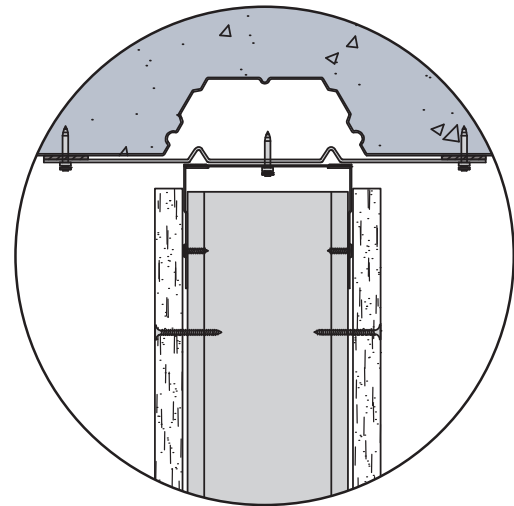
- Total Recycled Content: 36.9%
- Post-Consumer: 19.8%
- Pre-Consumer: 14.4%



*Available Without Grooves



*Available in Custom Width Sizes



← Scan or click the code to view the installation video!



Technical Services

Technical Services: 800.416.2278
Structural Engineering/Design: 925.473.9340
www.cemcosteel.com



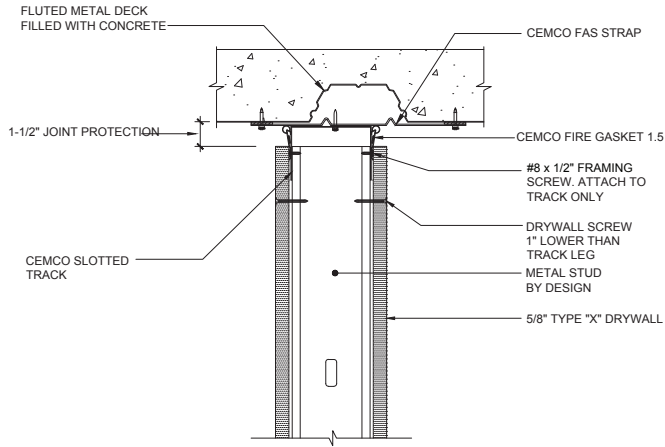
This technical information reflects the most current information available and supersedes any and all previous publications effective July 15, 2022.

07-15-22 AT

Typical Details | FAS Strap

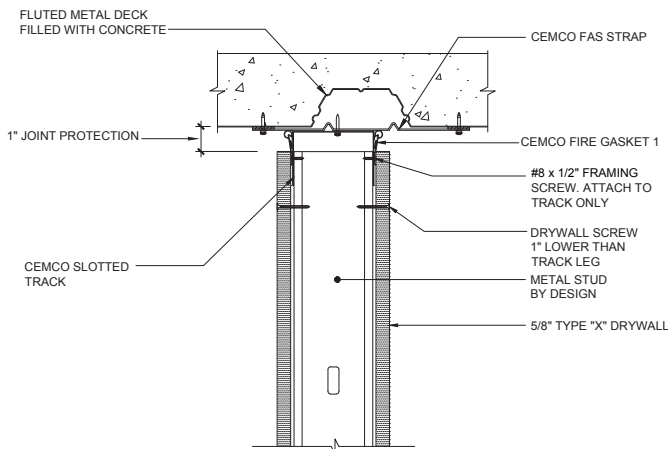
Composite Steel/Intumescent Firestop Framing Assemblies

HW-D-0524 1 & 2HR OFFSET & PARALLEL UNDER FLUTED DECK



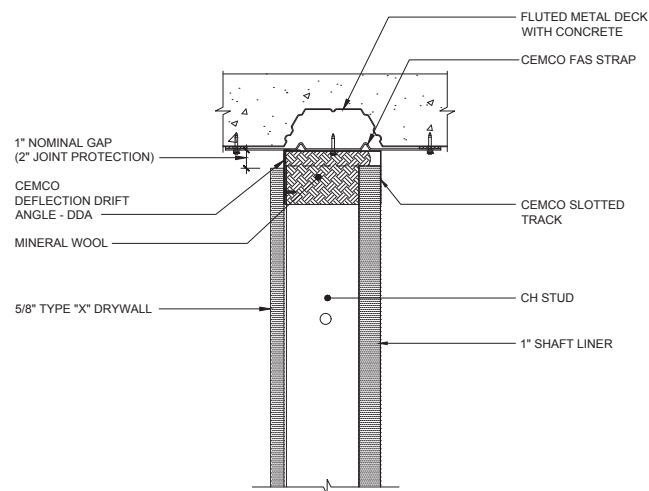
*NOTE: SINGLE LAYER OF 5/8" TYPE "X" DRYWALL FOR 1 HOUR FIRE RATING, 2 LAYERS FOR 2 HOUR

HW-D-0524 1 & 2HR OFFSET & PARALLEL UNDER FLUTED DECK



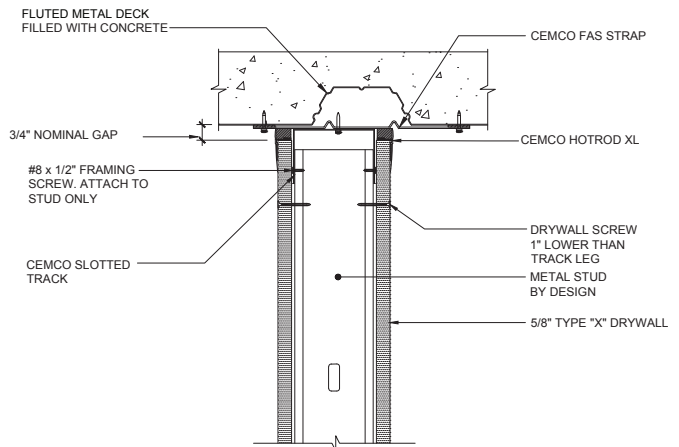
*NOTE: SINGLE LAYER OF 5/8" TYPE "X" DRYWALL FOR 1 HOUR FIRE RATING, 2 LAYERS FOR 2 HOUR

HW-D-0587 PARALLEL WITH FLUTED DECK



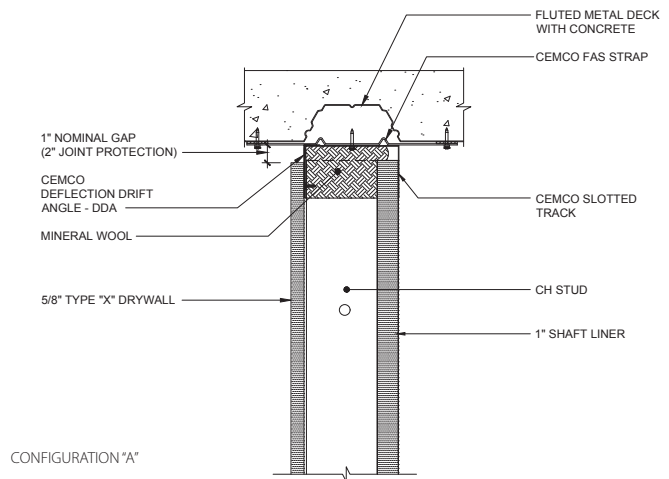
*NOTE: SINGLE LAYER OF 5/8" TYPE "X" DRYWALL FOR 1 HOUR FIRE RATING, 2 LAYERS FOR 2 HOUR

HW-D-0524 1 & 2HR OFFSET & PARALLEL UNDER FLUTED DECK



*NOTE: SINGLE LAYER OF 5/8" TYPE "X" DRYWALL FOR 1 HOUR FIRE RATING, 2 LAYERS FOR 2 HOUR

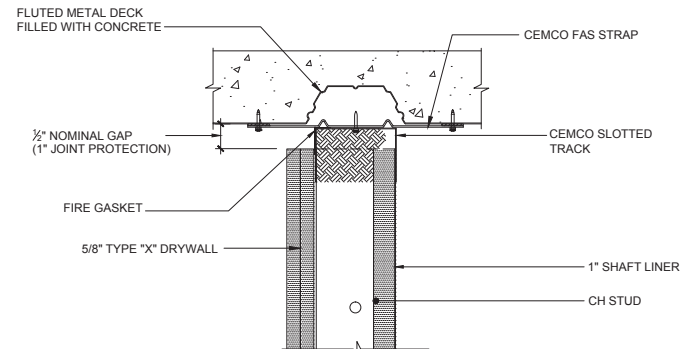
HW-D-0587 1HR SHAFT WALL, PARALLEL & DIRECTLY UNDER DECK FLUTE



CONFIGURATION "A"

*NOTE: SINGLE LAYER OF 5/8" TYPE "X" DRYWALL FOR 1 HOUR FIRE RATING, 2 LAYERS FOR 2 HOUR

HW-D-0587 SHAFT WALL, DIRECTLY UNDER FLUTED DECK



CONFIGURATION "A"

*NOTE: SINGLE LAYER OF 5/8" TYPE "X" DRYWALL FOR 1 HOUR FIRE RATING, 2 LAYERS FOR 2 HOUR

RBR STRAP (RATED BASE REVEAL)

Product Description

CEMCO's RBR Strap (Rated Base Reveal) is a composite steel/intumescent profile that provides a fire and smoke rating according to UL-2079 for a recessed base board and listed under UL BW-S-0036. The RBR Strap is a fire rated steel/intumescent strap drywall accessory that provides fire rating for recessed base board assemblies. RBR Strap is fabricated from hot-dipped galvanized steel complying with ASTM A653, and ASTM A1003 Grade 33 Type H for 33 ksi yield strength steel for 20 gauge (30 mil) with a minimum G40 coating complying with ASTM A924.

Steel Thickness

Steel thickness 20ga 0.030" (only) 6" wide

ASTM & Code Standards

- ASTM A1003, A653, A924
- IBC: 2012, 2015, 2018, 2021
- CBC: 2013, 2016, 2019
- UL ER25033-01
- AISI: S100, S220
- ASTM E 1966: Standard Test Method of Fire Tests of Firestop Systems
- **UL 2079 5th Edition** Tests for Fire Resistance of Building Joints
- ASTM E-119 Standard Test Methods for Fire Tests of Building Construction and Material
- Air leakage tests conducted for compliance with Section 713.6 of IBC and CBC
- UL Approval: BW-S-0036
- **U.S. Patent No. 9,752,318 B2**

LEED v4 for Building and Design Construction

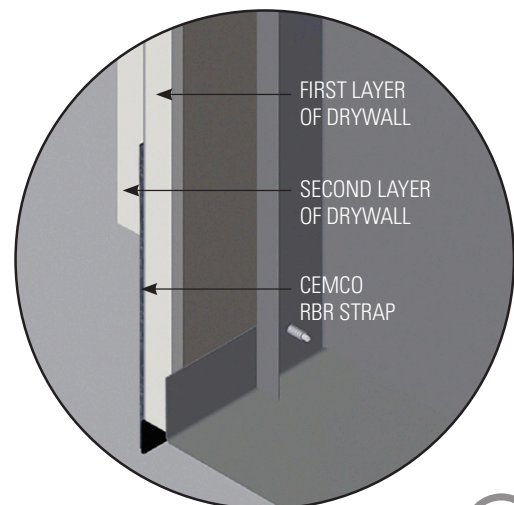
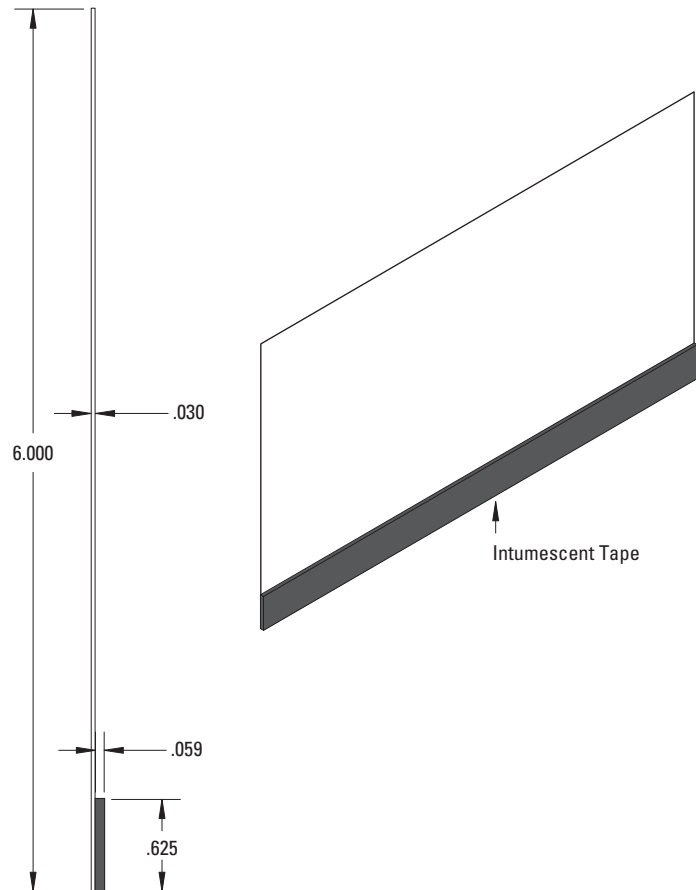
- MR Prerequisite: Construction and Demolition Waste Management Planning.
- MR Credit: Construction and Demolition Waste Management.
- MR Credit: Building Product Disclosure and Optimization – Sourcing of Raw Materials, Option 2.
- MR Credit: Building Product Disclosure and Optimization – Environmental Product Declarations, Options 1 & 2.
- MR Credit: Building Product Disclosure and Optimization – Material Ingredients, Option 1.
- MR Credit: Building Life-Cycle Impact Reduction, Option 4.

CEMCO cold-formed steel framing products contain 30% to 37% recycled steel

- Total Recycled Content: 36.9%
- Post-Consumer: 19.8%
- Pre-Consumer: 14.4%



← Scan or click
the code to view the
installation video!



Technical Services

Technical Services: 800.416.2278
Structural Engineering/Design: 925.473.9340
www.cemcosteel.com



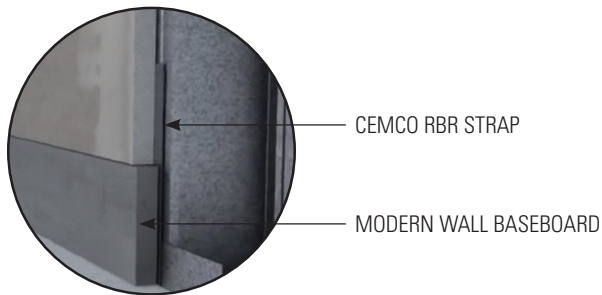
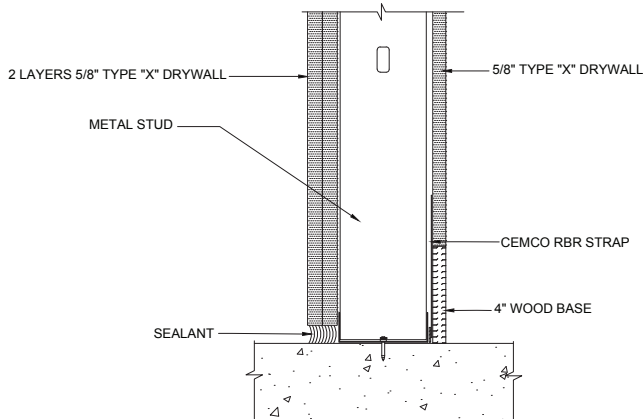
This technical information reflects the most current information available and supersedes any and all previous publications effective July 15, 2022.

07-15-22 AT

Typical Details | RBR Strap

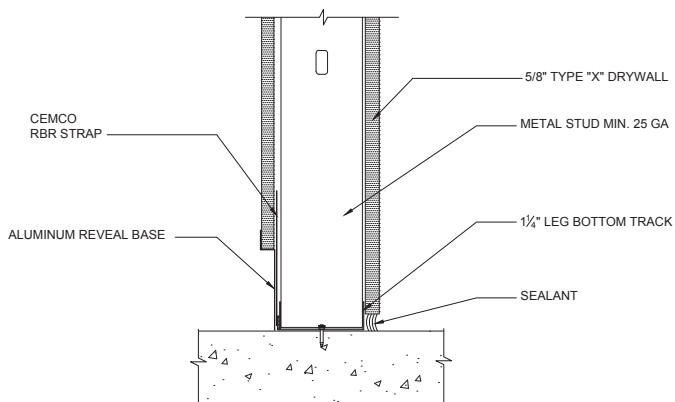
Bottom of Wall

BW-S-0036 SOUND TEST OL15-1010, STC 52




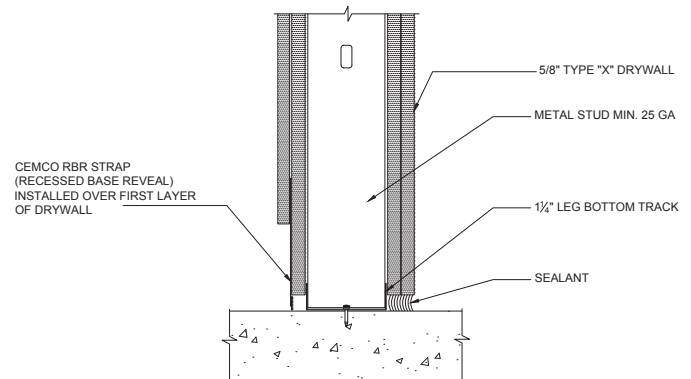
*NOTE: SINGLE LAYER OF 5/8" TYPE "X" DRYWALL FOR 1 HOUR FIRE RATING, 2 LAYERS FOR 2 HOUR

BW-S-0036 BOTTOM WALL STATIC JOINT RBR STRAP



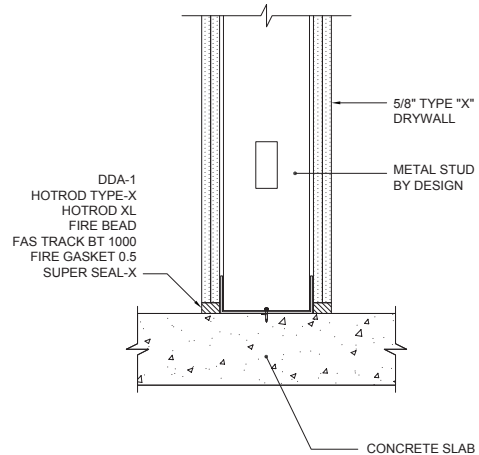
*NOTE: SINGLE LAYER OF 5/8" TYPE "X" DRYWALL FOR 1 HOUR FIRE RATING, 2 LAYERS FOR 2 HOUR

BW-S-0036 2HR BOTTOM WALL STATIC JOINT RBR STRAP



*NOTE: SINGLE LAYER OF 5/8" TYPE "X" DRYWALL FOR 1 HOUR FIRE RATING, 2 LAYERS FOR 2 HOUR

BW-S-0024 2HR BOTTOM WALL STATIC JOINT



*NOTE: SINGLE LAYER OF 5/8" TYPE "X" DRYWALL FOR 1 HOUR FIRE RATING, 2 LAYERS FOR 2 HOUR

FAS-093X FIRE RATED CONTROL JOINT

Product Description

CEMCO's FAS-093X Fire Rated Control Joint is a composite control joint with intumescent tape factory applied to the back side of the control joint. The FAS-093X has been tested according to UL-2079 "Test For Fire Resistance of Building Joint Systems" and is used to relieve stresses of expansion and contraction of drywall interior partitions or ceilings running in a horizontal or vertical direction. The opening is protected by an orange plastic tape to indicate the fire rating. This tape is removed after joint compound has been applied and the finish is completed. The 093X can be used on metal or wood framing on one or both sides of the wall. Continuous framing or backing is required behind both flanges. The section is fabricated from 0.015 mil hot-dipped galvanized steel.

U.S. Patent 8,671,632

ASTM & Code Standards:

- ASTM C1047, A653
- ASTM A1003 Grade 33 Type H
- ASTM E 1966: Standard Test Method of Fire Tests of Firestop Systems
for 1 and 2 hour wall assemblies
- UL E25033-01
- UL 2079 Tests For Fire Resistance of Building Joints
- ASTM E-119 Standard Test Methods for Fire Tests of Building Construction and Material
- Sound Tested in accordance with ASTM E90-09
- Air leakage tests conducted for compliance with Section 713.6 of IBC and CBC
- IBC: 2012, 2015, 2018, 2021
- CBC: 2013, 2016, 2019
- AISI: S100, S220

LEED v4 for Building and Design Construction:

- MR Prerequisite: Construction and Demolition Waste Management Planning
- MR Credit: Construction and Demolition Waste Management
- MR Credit: Building Product Disclosure and Optimization – Sourcing of Raw Materials, Option 2
- MR Credit: Building Product Disclosure and Optimization – Environmental Product Declarations, Options 1 & 2
- MR Credit: Building Product Disclosure and Optimization – Material Ingredients, Option 1
- MR Credit: Building Life-Cycle Impact Reduction, Option 4

CEMCO cold-formed steel framing products contain 30% to 37% recycled steel:

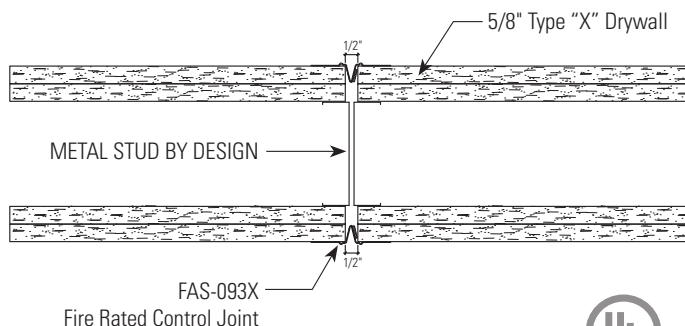
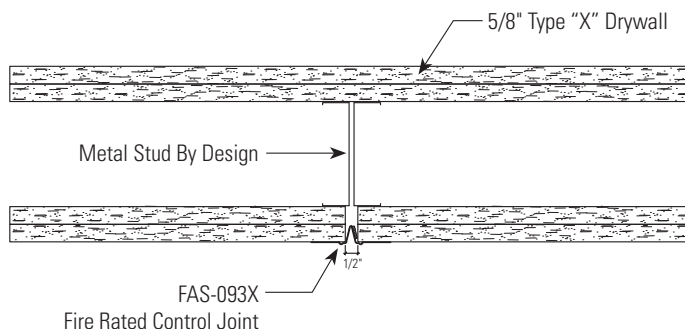
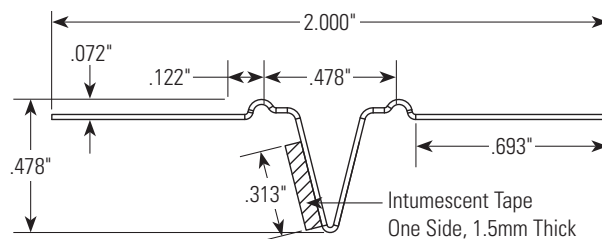

- Total Recycled Content: 36.9%
- Post-Consumer: 19.8%
- Pre-Consumer: 14.4%

Installation:

093X can be installed with drywall fasteners or staples before the flanges are coated with tape and joint compound.



← Scan or click
the code to view the
installation video!



Technical Services

Technical Services: 800.416.2278
Structural Engineering/Design: 925.473.9340
www.cemcosteel.com



This technical information reflects the most current information available and supersedes any and all previous publications effective June 21, 2022.

06-21-22 AT

FAS-093X-V (VINYL) FIRE RATED CONTROL JOINT

Product Description

CEMCO's FAS-093X-V Vinyl Fire Rated Control Joint is a composite control joint with intumescent tape factory applied to the back side of the control joint. The FAS-093X-V has been tested according to UL-2079 "Test for Fire Resistance of Building Joint Systems" and is used to relieve stresses of expansion and contraction of drywall INTERIOR and EXTERIOR partitions or ceilings running in a horizontal or vertical direction in both metal or wood framing on one side or both sides of the wall. Continuous framing or backing is required behind both flanges. The FAS-093X-V is pink in color and features a co-extruded flexible PVC center that is designed to provide a full 1/2" of protection against the stresses of expansion and contraction.

US Patent 8,671,632

Packaging

10' lengths; 20 pieces per box; 25 per pallet

Product Information

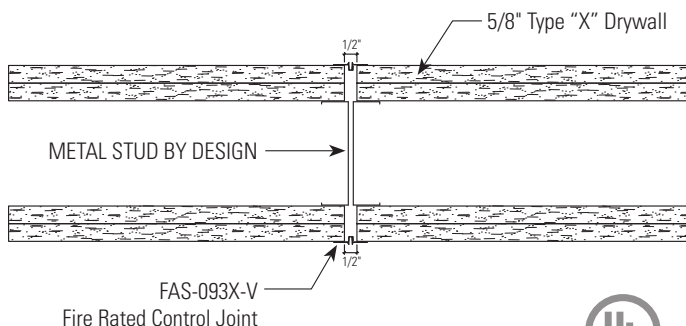
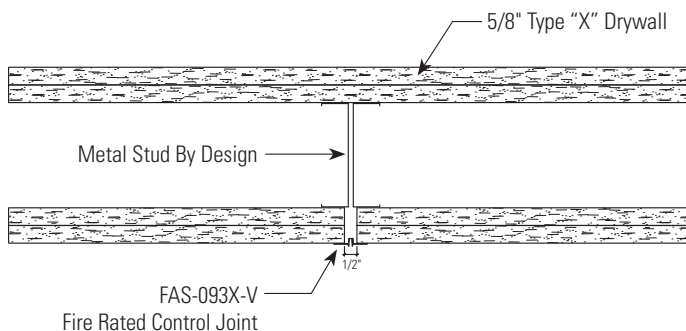
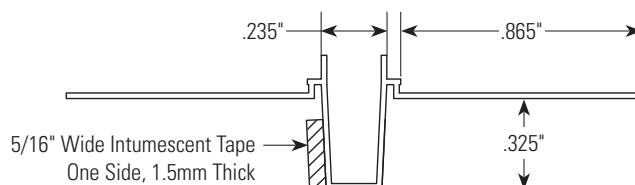

Applicable Standards: Rigid PVC products meet ASTM specifications D3678-97 Class 2, D1784-03, C1047-99 and achieve a Class A rating for flame spread and smoke developed when tested under ASTM E84-10.

UL-2079 Standard for Tests for Fire Resistance of Building Joint Systems **for 1 and 2 hour wall assemblies.**

Limitations: 093X-V must be painted with a high quality paint, especially in exterior applications.

Installation: 093X-V can be installed with spray adhesive, drywall fasteners, or staples.

- NO Drywall Rips Required
- NO Fire Sealant Required
- NO Mineral Wool Required



← Scan or click
the code to view the
installation video!



Technical Services

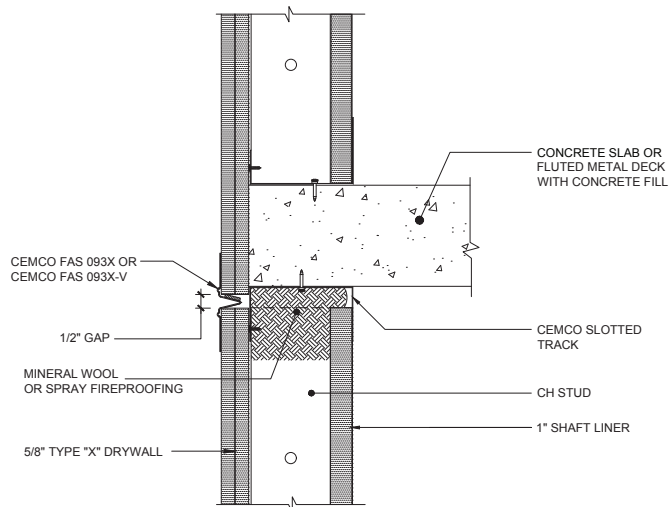
Technical Services: 800.416.2278
Structural Engineering/Design: 925.473.9340
www.cemcosteel.com



This technical information reflects the most current information available and supersedes any and all previous publications effective June 21, 2022.

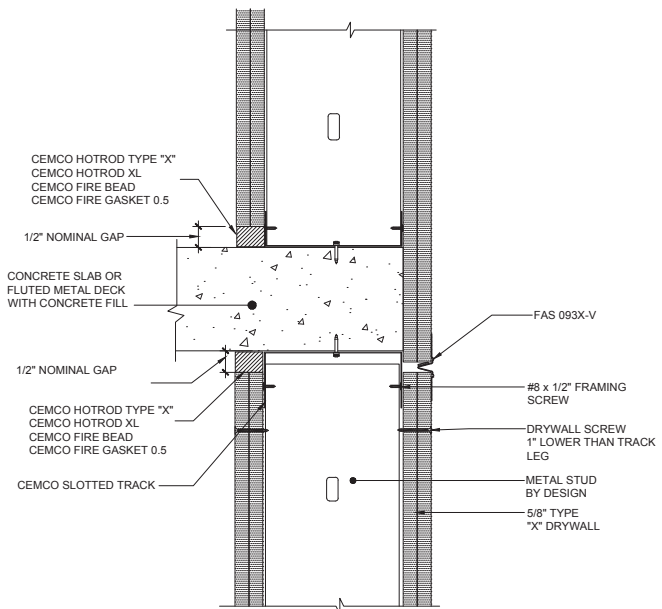
06-21-22 AT

HW-D-0621 2HR SHAFT WALL CONCRETE SLAB BYPASS



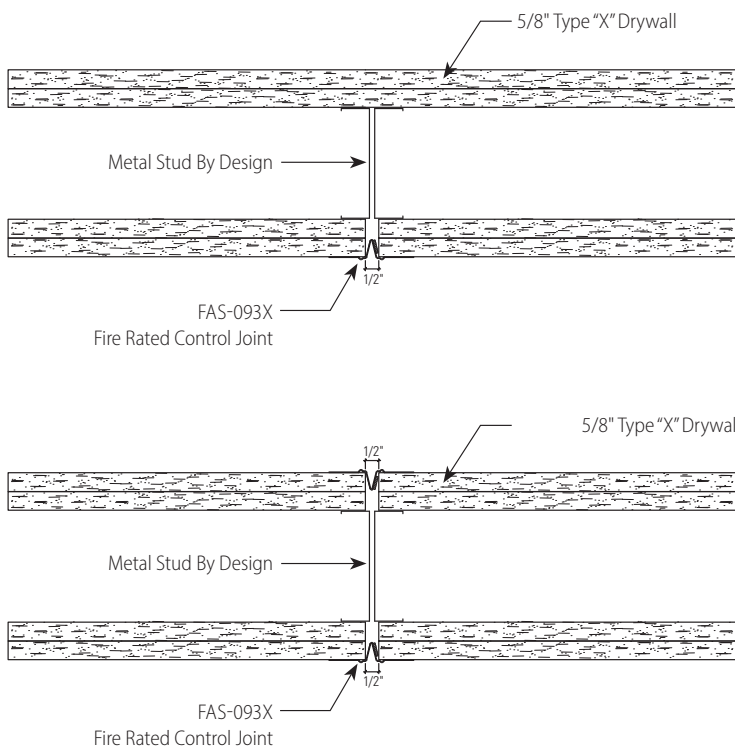
*NOTE: SINGLE LAYER OF 5/8"TYPE "X" DRYWALL FOR 1 HOUR FIRE RATING, 2 LAYERS FOR 2 HOUR

HW-D-0596 2HR STANDARD WALL @ CONCRETE STAIRWELL SLAB BYPASS



*NOTE: SINGLE LAYER OF 5/8"TYPE "X" DRYWALL FOR 1 HOUR FIRE RATING, 2 LAYERS FOR 2 HOUR

WW-D-0172 2HR VERTICAL JOINT FAS 093X



*NOTE: SINGLE LAYER OF 5/8"TYPE "X" DRYWALL FOR 1 HOUR FIRE RATING, 2 LAYERS FOR 2 HOUR

FAS VERTICAL DRIFT JOINT (VDJ)

Description

CEMCO's FAS Vertical Drift Joint (VDJ) is a composite steel/intumescent corner bead with 2 layers of factory applied intumescent tape applied to the longer leg of the accessory. The intumescent strips work as a compression gasket to prevent the passage fire, smoke and sound between the metal stud drywall panels and the panel and or drywall encased around the aluminum window mullion. The FAS Vertical Drift Joint (VDJ) is tested and certified with UL according to UL-2079 and will provide unencumbered **drift and vertical movement** between the adjoining wall panels. The profile is fabricated from hot-dipped galvanized steel complying with ASTM A653, and ASTM A1003 Grade 33 Type H for 33 ksi yield strength steel for 25 gauge (18 mil).

ASTM's & Code Standards

- ASTM A653, C645, A1003, A924
- ASTM E 1966: Standard Test Method of Fire Tests of Firestop Systems
- UL 2079 Tests For Fire Resistance of Building Joints
- ASTM E-119 Standard Test Methods for Fire Tests of Building Construction and Material
- Air leakage tests conducted for compliance with Section 713.6 of IBC and CBC
- IBC: 2012, 2015, 2018
- CBC: 2013, 2016, 2019
- AISI: S100-07, S100-12, S100-16, S220-11, S220-15
- U.S. Patent 10,077,550 B2

LEED v4 for Building and Design Construction

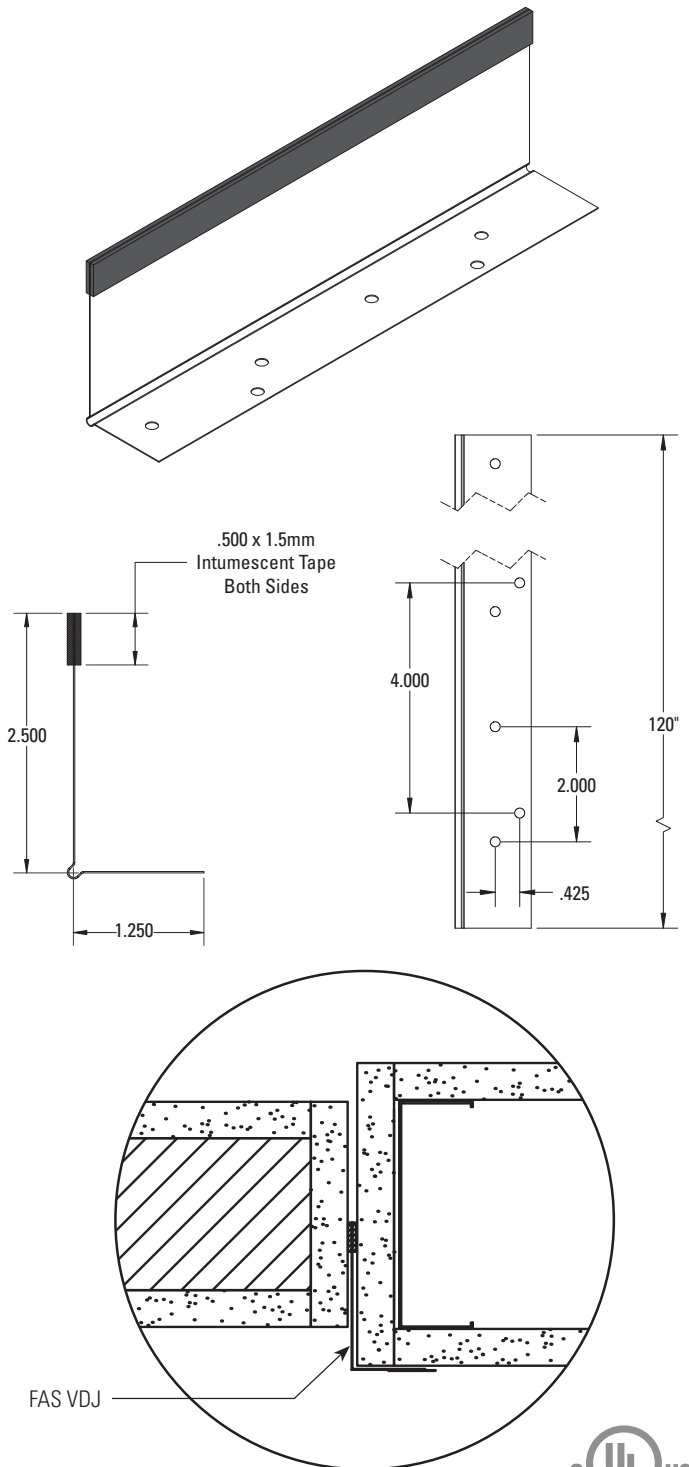
- MR Prerequisite: Construction and Demolition Waste Management Planning.
- MR Credit: Construction and Demolition Waste Management.
- MR Credit: Building Product Disclosure and Optimization – Sourcing of Raw Materials, Option 2.
- MR Credit: Building Product Disclosure and Optimization – Environmental Product Declarations, Options 1 & 2.
- MR Credit: Building Product Disclosure and Optimization – Material Ingredients, Option 1.
- MR Credit: Building Life-Cycle Impact Reduction, Option 4.

CEMCO cold-formed steel framing products contain 30% to 37% recycled steel.

- Total Recycled Content: 36.9%
- Post-Consumer: 19.8%
- Pre-Consumer: 14.4%



← Scan or click
the code to view the
installation video!



Technical Services

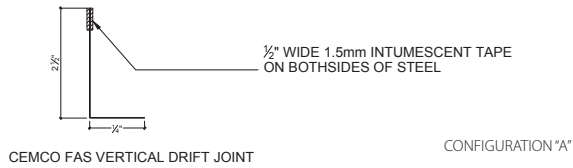
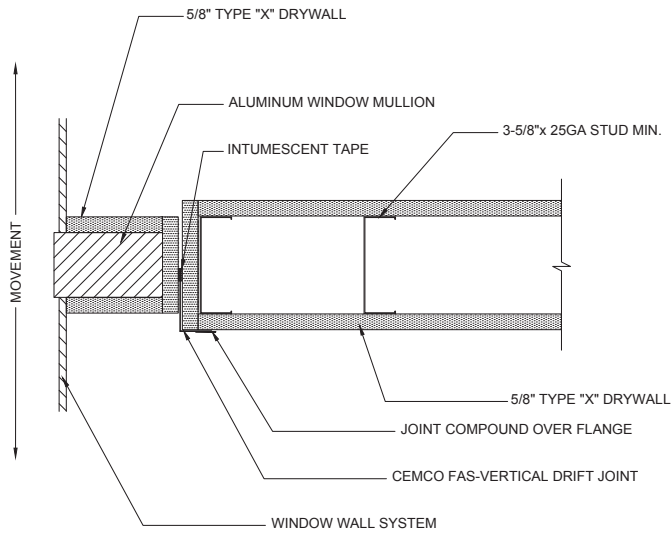
Technical Services: 800.416.2278
Structural Engineering/Design: 925.473.9340
www.cemcosteel.com



This technical information reflects the most current information available and supersedes any and all previous publications effective June 30, 2022.

06-30-22 AT

WW-D-0182 1HR VERTICAL DRIFT JOINT FAS-VDJ



*NOTE: SINGLE LAYER OF 5/8" TYPE "X" DRYWALL FOR 1 HOUR FIRE RATING, 2 LAYERS FOR 2 HOUR



Expanding Your Solutions

Corporate Headquarters
13191 Crossroads Pkwy N., Ste 325
City of Industry, CA 91746
Phone: 800.775.2362
Fax: 626.330.7598

Manufacturing Facilities
City of Industry, CA
Denver, CO
Ft. Worth, TX
Pittsburg, CA

Structural Engineering/Design
1001-A Pittsburgh Antioch Hwy
Pittsburg, CA 94565
Phone: 800.775.2362
Fax: 626.330.7598

Technical Services
13191 Crossroads Pkwy N., Ste 325
City of Industry, CA 91746
Phone: 800.416.2278
Fax: 626.249.5004

CEMCO SMOKE AND SOUND STOP

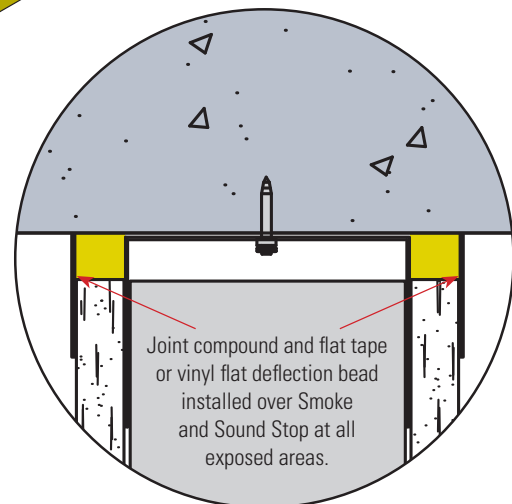
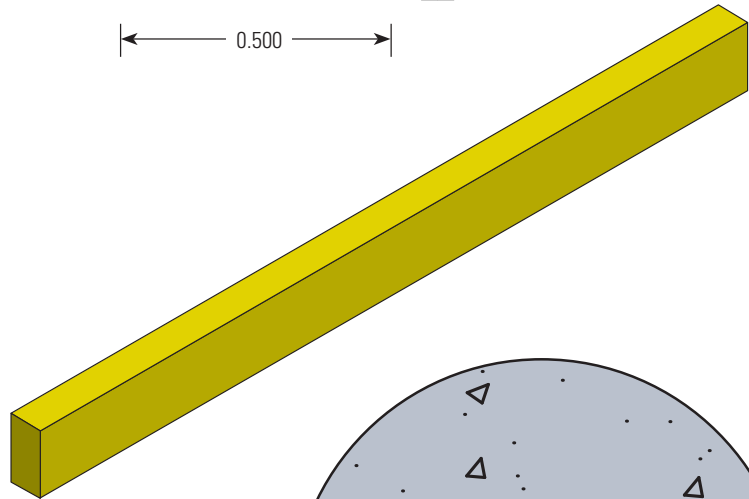
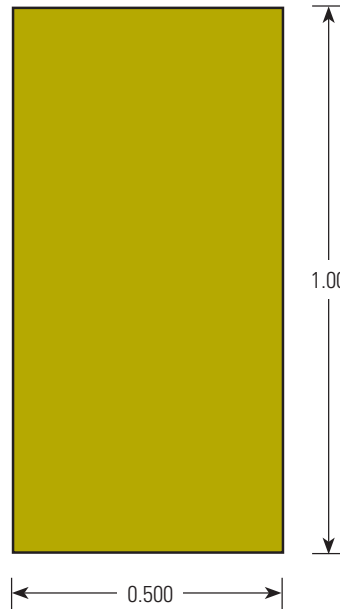
Product Description

CEMCO Smoke and Sound Stop is a compressible rectangular foam that provides a flexible backing for smoke and sound abatement at interior building joints and is sound tested according to ASTM E90.

Composition: Smoke and Sound Stop is continuous lengths of flexible, fabricated open cell polyurethane. Yellow in color. Sold in one continuous 1080' roll.

Smoke and Sound Stop

- Should be installed at interior perimeter building joints only, free from all loose materials, dry and free from frost, not recommended for wet areas.
- The rectangular profile is easily compressed into the gap between the edge of the drywall and adjoining structure.
- The open cell composition provides a flexible backing capable of receiving finishing materials such as drywall joint compound and tape or sealant.
- Exposed surface shall be covered with tape and joint compound, or sealant, or decorative trim.
- Maintains flexibility for the life of the interior building joint and will not shrink or pull away or harden over time.
- Will resist oil, gasoline and most solvents, the material is odorless, will not stain, and the open cell composition prevents out-gassing.



Packaging

1 continuous roll, 1080' per box, 12 boxes per pallet.

ASTM & Code Standards:

- Sound Tested in accordance with ASTM E90-09
- Air leakage tests conducted for compliance with Section 713.6 of IBC and CBC
- IBC: 2012, 2015, 2018
- CBC: 2013, 2016, 2019
- AISI: S100-07, S100-12, S100-16, S220-11, S220-15
- Patent pending

Technical Services

Technical Services: 800.416.2278
Structural Engineering/Design: 925.473.9340
www.cemcosteel.com



This technical information reflects the most current information available and supersedes any and all previous publications effective December 14, 2021.

12-14-21 AT

CEMCO SOUND GASKET™ (SOUND ABATEMENT FOR BUILDING JOINTS)

Product Description

CEMCO SOUND GASKET™ is a vinyl accessory that provides smoke and sound ratings for both dynamic and static joints. The unique vinyl profile provides a seal along the inside leg to prevent sound flanking along the leg of the slotted and framing screws while the outer bubble gasket will compress to seal against uneven concrete.

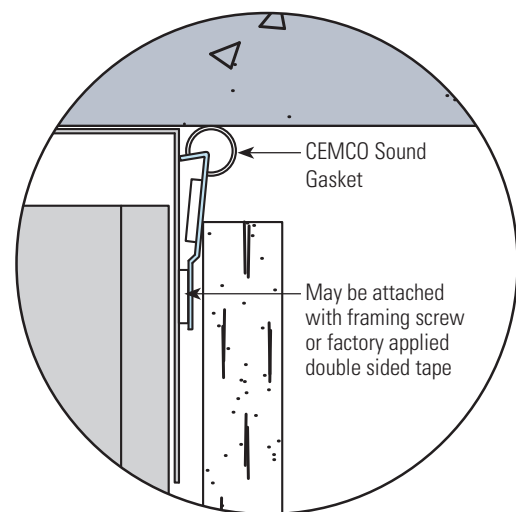
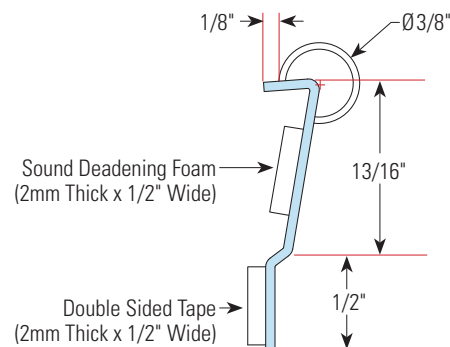
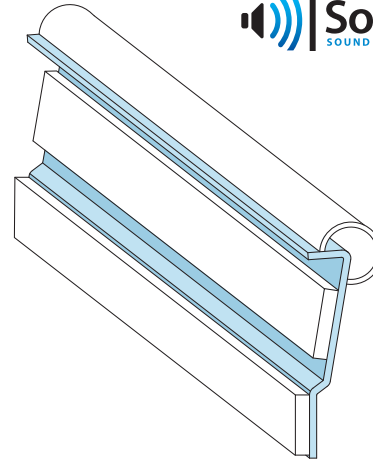
- **SOUND GASKET** is mechanically or adhesively fastened to the leg of the track. It features a 3/8" hollow bubble gasket on the upper corner that is easily compressed to seal against uneven concrete or fluted decks. Once properly installed the Sound Gasket provides an unbreakable seal, to provide long term smoke and sound protection.
- **SOUND GASKET** takes the place of acoustic sealant at building joints.
- **SOUND GASKET** can be used on head-of-wall, bottom-of-wall, and wall to wall building joints.
- **SOUND GASKET** is tested for air leakage for compliance with Section 713.6 of IBC and CBC.
- **SOUND GASKET** is manufactured is a light blue color vinyl that is easily identified by the inspector.
- **SOUND GASKET** is paintable, always use high-quality paint.
- **SOUND GASKET** installs fully cured and has no installation temperature or humidity restrictions.
- **SOUND GASKET** installs on both sides of the wall and comes in 10' lengths.
- **SOUND GASKET** can be installed in the field or pre-installed to the track prior to installing track in place.
- **SOUND GASKET** provides up to 1" overall unencumbered movement.
- **SOUND GASKET** is very durable and is not easily damaged, once installed it will not delaminate, it will not take in water, and it will not shrink or harden over time.
- **SOUND GASKET** provides premium STC ratings.
 - STC 51 on 3-5/8" 20 EQ studs unbalanced walls.
 - STC 55 on 3-5/8" 20 EQ studs balanced walls.
 - STC 68 on 20 EQ double wall balanced.

Packaging

- 10'-0" lengths; 20 pieces per box; 96 boxes per pallet.
- When properly stored indoors, and in original packaging **SOUND GASKET** will not breakdown and has no expiration date.

ASTM & Code Standards

- Sound Tested in accordance with ASTM E90-09
- Air leakage tests conducted for compliance with Section 713.6 of IBC and CBC.
- **U.S. Patent No. 10,246,871; 10,753,084; 10,954,670**



Technical Services

Technical Services: 800.416.2278
Structural Engineering/Design: 925.473.9340
www.cemcosteel.com



This technical information reflects the most current information available and supersedes any and all previous publications effective October 4, 2021.

10-04-21 AT



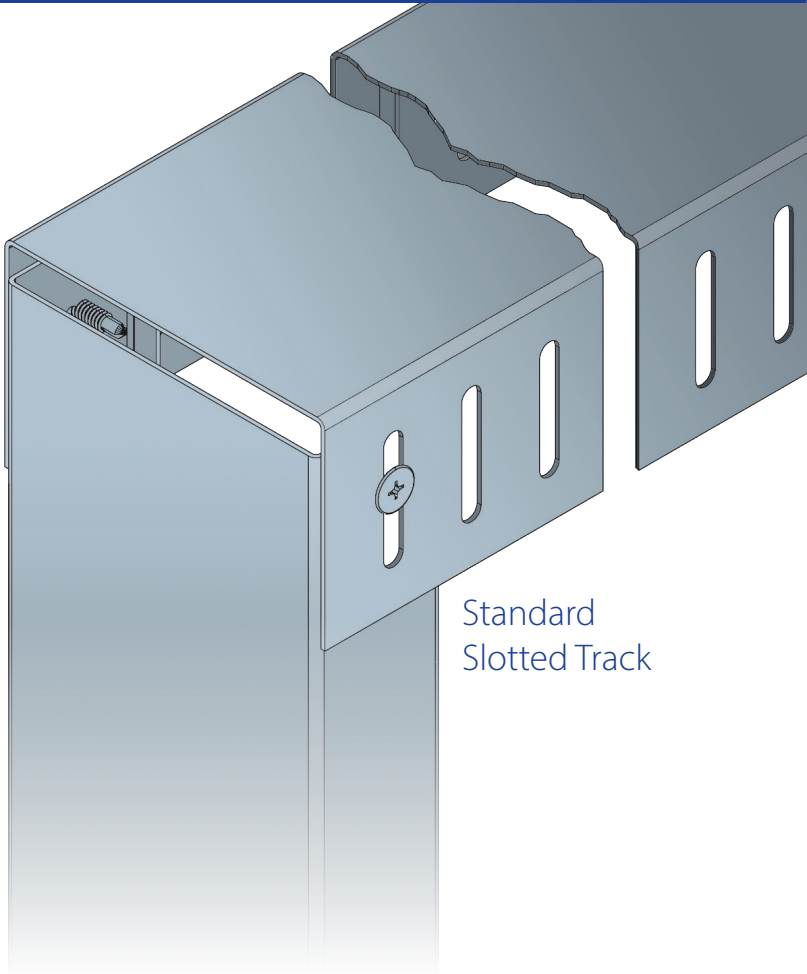
"CST" Brand Slotted Tracks

"CST" brand slotted slip tracks are fabricated in following web depths and thicknesses. All CEMCO CST brand slotted slip tracks are produced from G40 coated steel for 30 and 33 mil products. G60 is available upon request. All others are manufactured with G60 coating. G90 is available upon request.

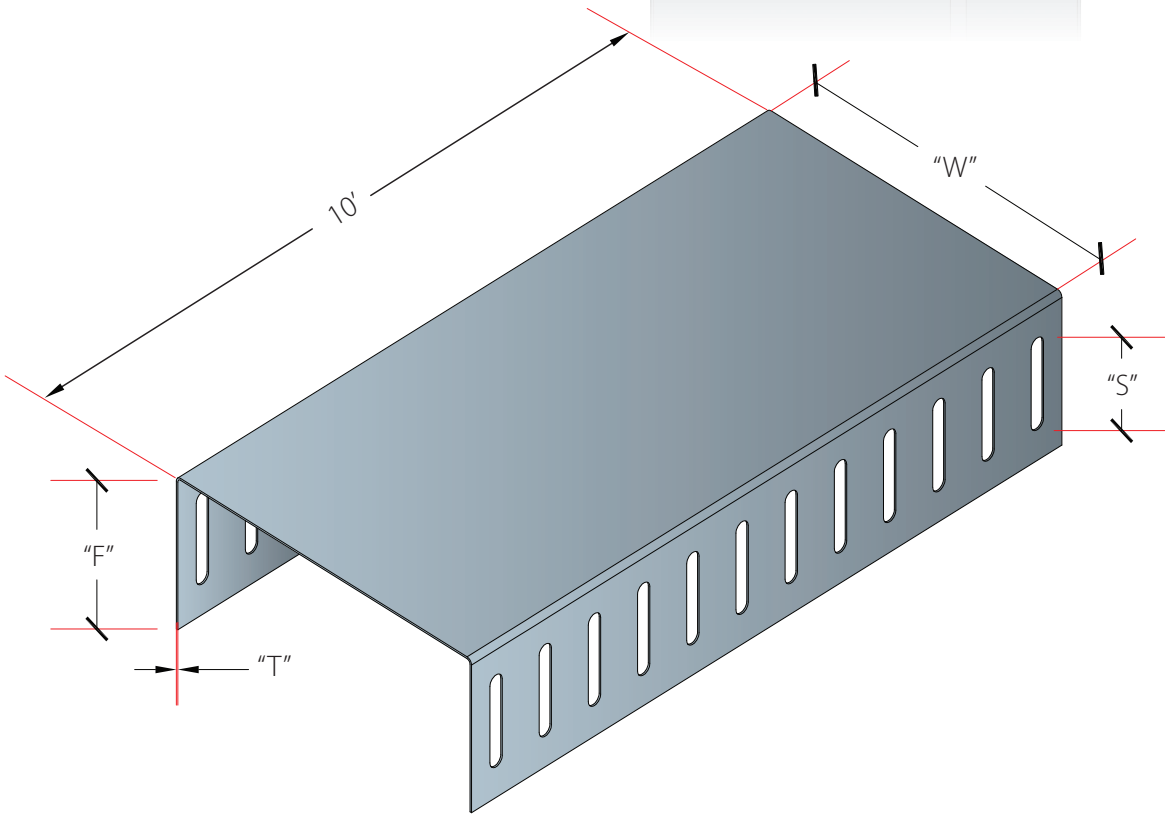
CEMCO Slotted Track Configurations

"W" Web Size (in)	"F" Flange Size (in)	"S" Slot Length (in)	"T" Steel Thickness (mil)
2-1/2, 3-5/8, 4, 6, 8	2-1/2	1-1/2	30, 33, 43, 54, 68
2-1/2, 3-5/8, 4, 6, 8	3	1-1/2	33, 43, 54, 68
2-1/2, 3-5/8, 4, 6, 8	3	2	54, 68
3-5/8, 4, 6, 8	3-1/4	2*	54, 68

*Slots are 1" down from top of track



Standard
Slotted Track

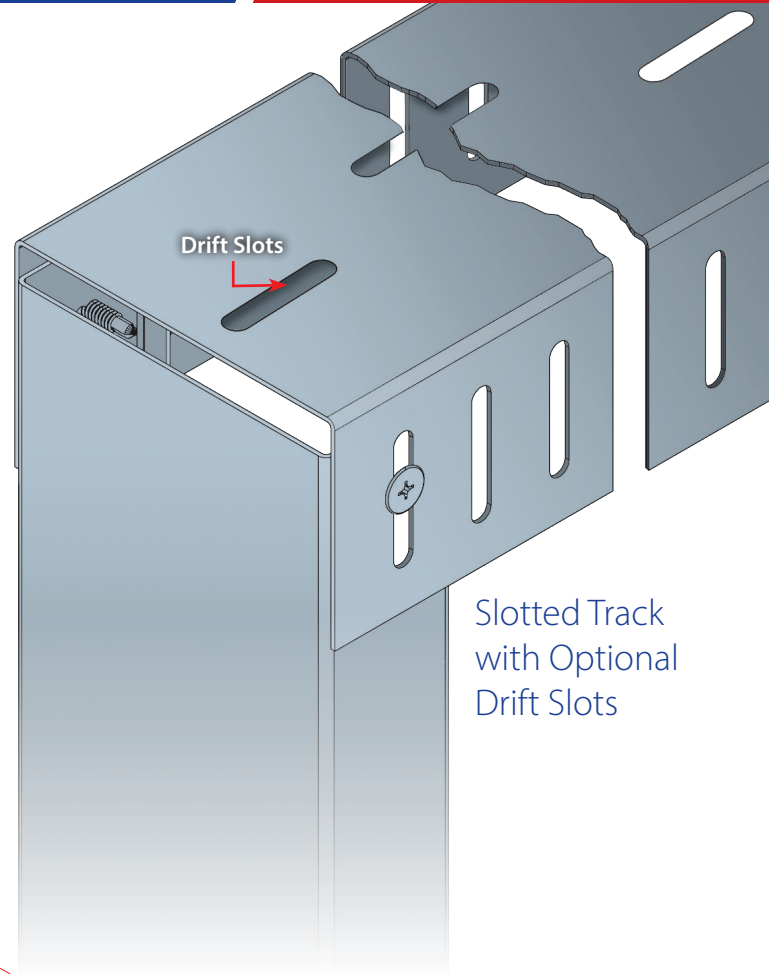


"CST" Brand Slotted Tracks with Optional Drift Slots

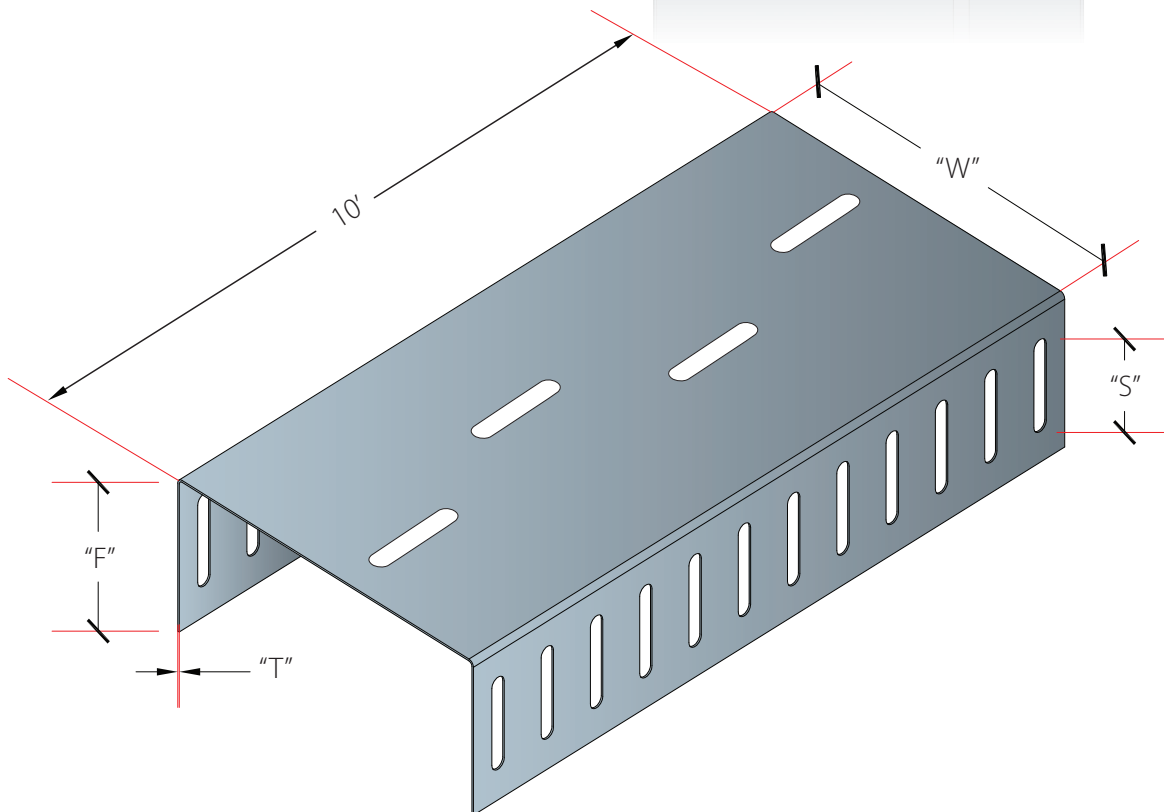
"CST" brand slotted slip tracks are fabricated in following web depths and thicknesses. All CEMCO CST brand slotted slip tracks are produced from minimum G40 coated steel for 33 mil products, and minimum G60 for 43, 54, & 68 mil products. G90 is available upon request.

CEMCO Slotted Track Configurations

"W" Web Size (in)	"F" Flange Size (in)	"S" Slot Length (in)	"T" Steel Thickness (mil)
2-1/2, 3-5/8, 4, 6, 8	2-1/2	1-1/2	33, 43, 54, 68



Slotted Track
with Optional
Drift Slots





Expanding Your Solutions

Corporate Headquarters

13191 Crossroads Parkway North, Suite 325, City of Industry, CA 91746

P: 800.775.2362 | **F:** 626.330.7598

Southern California Manufacturing Facility

263 North Covina Lane, City of Industry, CA 91746

P: 800.775.2362 | **F:** 626.330.7598

Northern California Manufacturing Facility

1001-A Pittsburg Antioch Hwy, Pittsburg, CA 94565

P: 925.473.9340 | **F:** 925.473.9341

Denver Colorado Manufacturing Facility

490 Osage Street, Denver, CO 80204

P: 303.572.3626 | **F:** 303.572.3627

Fort Worth Texas Manufacturing Facility

8600 Will Rogers Blvd, Fort Worth, TX 76140

P: 817.568.1525 | **F:** 817.568.2759

www.cemcosteel.com

