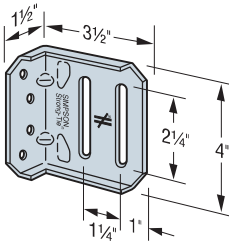


Bypass Framing Slide-Clip Connectors

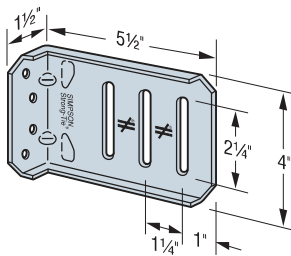
SCB43.5



The SCB/MSCB slide-clip connectors are high-performance connectors for bypass framing applications designed to reduce design time and overall installed cost. Various anchorage methods have been tested, and the resulting allowable loads eliminate the need to design connector anchorage. The SCB/MSCB can accommodate applications that typically require two parts with a single connector, reducing material and labor cost.

These connectors are manufactured in five different lengths to accommodate a variety of stand-off conditions and steel-stud sizes.

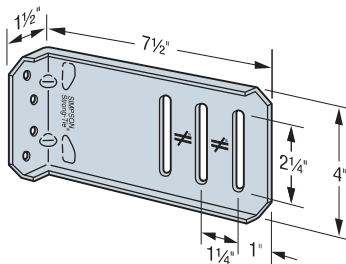
SCB45.5



Key Features

- Provides a full 1" of both upward and downward movement.
- The precision-manufactured shouldered screws provided with the SCB/MSCB connector are designed to prevent overdriving and to ensure the clip functions properly.
- Strategically placed stiffeners, embossments and anchor holes maximize connector performance.
- Simpson Strong-Tie® "No-Equal" stamps mark the center of the slots to help ensure correct shouldered-screw placement. Material: SCB – 54 mil (16 ga.); MSCB – 68 mil (14 ga.) Finish: Galvanized (G90).

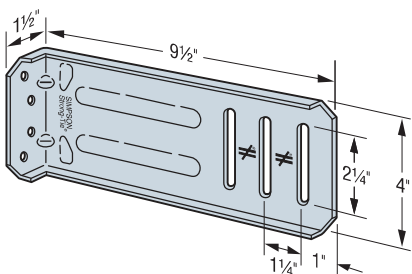
SCB47.5



Installation

- Use the specified type and number of anchors.
- Use the specified number of #14 shouldered screws (included). Install shouldered screws in the slots adjacent to the "No-Equal" stamp.
- Use a maximum of 1 screw per slot.

SCB49.5



Ordering Information

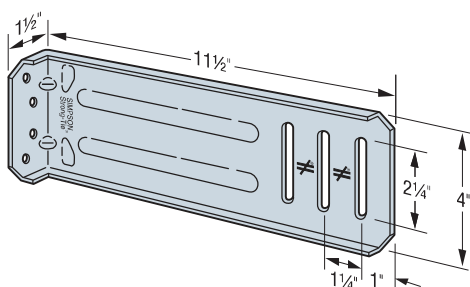
SCB43.5-KT contains:

- 25 connectors
- (55) #14 shouldered screws

SCB45.5-KT, MSCB45.5-KT, SCB47.5-KT, MSCB47.5-KT, SCB49.5-KT and SCB411.5-KT contain:

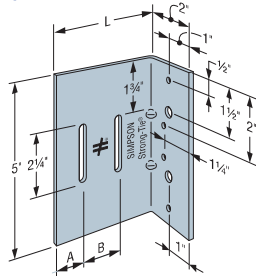
- 25 connectors
- (83) XLSH34B1414 #14 shouldered screws

SCB411.5

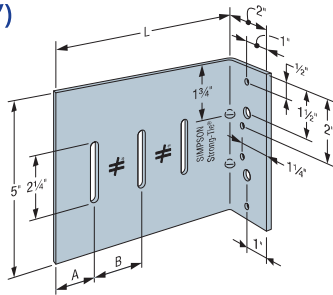


Bypass Framing Slide-Clip Connectors (continued)

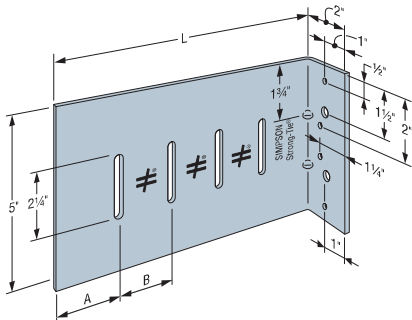
SC32 (L = 3-1/2")



SC62 (L = 6")



SC82 (L = 8")



Ideal for high-seismic areas, Simpson Strong-Tie® SC connectors are the optimal solution for slide-clip bypass framing. SC clips are often welded to the structure in high-seismic zones, but they also feature anchorage holes so that concrete screws or powder-actuated fasteners can be used to attach the clip to the structure. In addition to anchorage versatility, the SC clips include "No-Equal" stamps at the center of the slots to ensure proper shouldered screw placement.

SC connectors are manufactured using heavy-duty 10- and 12-gauge steel to provide exceptional resistance to in-plane seismic load.

- Material: 50 ksi
- Finish: Galvanized (G90)

Key Features

- The clips come in lengths of 3-1/2", 6" and 8" for use with 3-5/8", 6" and 8" studs respectively.
- The maximum stand-off distance is 1" for 3-5/8" studs and 1-1/2" for 6" and 8" studs.
- Provides a full 3/4" of both upward and downward deflection.
- Embossments in the bendline provide increased strength and stiffness in the F1 and F2 load directions, but are positioned towards the center of the clip so that 1-1/2" long welds can be applied at the top and bottom of the clip.
- Prepunched large-diameter anchor holes accommodate 1/4"-diameter concrete screws like the Simpson Strong-Tie Titen HD®.
- Prepunched small-diameter anchor holes accommodate powder-actuated fasteners like the 0.157"-diameter Simpson Strong-Tie PDPAT or the #12 self-drilling Simpson Strong-Tie Strong-Drive® XL Large-Head Metal screw.
- Precision-manufactured shouldered screws, provided with SC connectors, are designed to prevent overdriving and to ensure the clip functions properly.

Installation

- Use the specified type and number of anchors.
- Use the specified number of XLSH78B1414 #14 shouldered screws (included). Install the screws in the slots adjacent to the "No-Equal" stamps.
- Use one shouldered screw per slot (maximum).
- See previous page for included shouldered screws per carton.

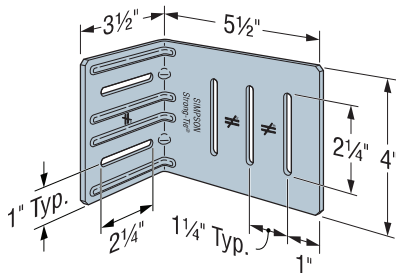
Ordering Information and Dimensions

Model Number	Ordering SKU	Thickness mil (ga.)	L (in.)	A (in.)	B (in.)
SC32-5/97	SC32-5/97-KT25	97 (12)	3-1/2	7/8	1-1/4
SC62-5/97	SC62-5/97-KT25	97 (12)	6	1-1/8	1-1/2
SC62-5/118	SC62-5/118-KT25	118 (10)	6	1-1/8	1-1/2
SC82-5/118	SC82-5/118-KT25	118 (10)	8	1-5/8	1-1/2

Note: Each box contains (25) connectors and enough shouldered screws for installation.

Bypass Framing Slide-Clip Connectors (continued)

IDCB45.5



The IDCB drift-clip connector is used to secure bypass stud framing to the edge of a slab. The connector will accommodate 1" of lateral drift in each direction and 1" of upward and downward vertical deflection. Tested load values are provided for anchorage to a steel edge angle using #12 x 1 1/4" Strong-Drive® XL Large-Head Metal screws.

- Material: 97 mil (12 ga.)
- Finish: Galvanized (G90)

Key Features

- Horizontal embossments and corner gussets optimize performance in the F2 load direction.
- Precision-manufactured shouldered screws provided with the IDCB connector are designed to prevent overdriving and to ensure that the clip functions properly.
- Simpson Strong-Tie® No-Equal stamps mark the center of the slots to help ensure correct shouldered screw and anchor placement.

Ordering Information

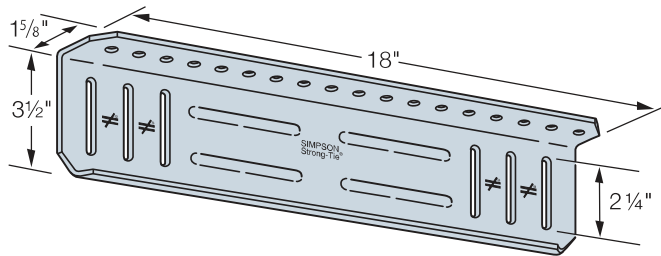
IDCB45.5-KT25 contains:

- (25) IDCB45.5 connectors and 83) XLSH78B1414 shouldered screws.

NOTE: XLQ114B1224 screw for anchorage to steel edge angle (sold separately).

Bypass Framing Slide-Clip Connectors (continued)

SSB3.518



The SSB connector is a versatile strut connector that is commonly used at the bottom of a steel beam to accommodate large stand-off conditions.

- Material: 54 mil (16 ga.)
- Finish: Galvanized (G90)

Key Features

- It accommodates 1" of upward and 1" of downward movement.

Installation

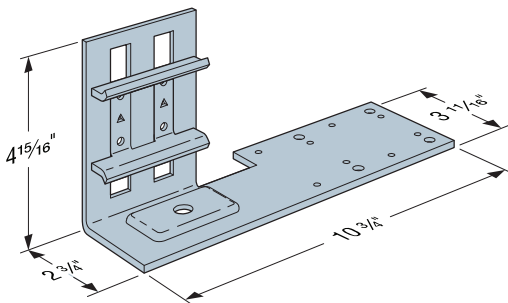
- Use the specified type and number of anchors.
- Use the specified number of #14 shouldered screws (included). Install shouldered screws in the slots adjacent to the "No-Equal" stamp.
- Use a maximum of 1 screw per slot.
- If the SSB intrudes on interior space, it can be trimmed. The trimmed part shall allow an edge distance from the center of the nearest anchor to the end of the trimmed part of 1/2" or greater.

Ordering Information

SSB3.518-KT contains:

- Box of 25 connectors
- 83 shouldered screw

SCHA



Introducing the Simpson Strong-Tie® SCHA slide-clip connector — an ideal solution for panelized or stick-frame construction where cold-formed steel bypass framing anchors to the top of a floor slab or the bottom flange of a steel beam. Testing shows that anchorage method and placement have significant impact on the buckling capacity of the anchored leg. For this reason, we developed and tested the SCHA connector to accommodate several different anchorage methods to concrete and steel. The connector even features a wider support leg to decrease eccentricity on anchors and provide a variety of anchorage options. The included SCVS slider provides superior rotational support to the vertical leg of the SCHA connector, helping to improve the buckling performance of the anchored leg.

Ordering Information

SCHA10.75-KT15 contains:

- (15) SCHA 10.75 connectors and (15) SCVS/97 sliders

SCVS/97-R15 contains:

- (15) SCVS/97 sliders