

All the accessories you need to  
complete the installation



#### Terminus Trim

Create a clean finish with easy-to-install perimeter trim for clouds, islands and other suspended ceiling elements with exposed edges.

Photo: ©Mel Evans



#### Wall Angle

Our completely integrated wall angle makes it easy to finish wall-to-wall installations where ceilings meet walls.




#### Seismic Accessories

Transition joint clip, perimeter clip and masking sleeves all easily integrate with multiple CertainTeed suspension system profiles, simplifying installation.



#### SmartFit Yoke

Save time by preventing the need for extra cuts. This accessory allows you to assemble the entire suspension system prior to installing linear lighting fixtures and other challenging ceiling components.



# CERTAINTEED SUSPENSION SYSTEMS

Faster, easier installation  
for any ceiling application



# Faster, easier-to-install suspension systems

On the job site, saving time means saving money. That's why our innovations are designed to make the contractor's job faster and easier. CertainTeed acoustical and drywall suspension systems reflect our commitment to provide all the essentials contractors need for commercial projects.

## Powered by expert knowledge, in-the-field experience and installer feedback

Our innovations provide strong, stable, time-saving systems that consistently put money back in contractors' pockets. Our superior suspension systems are the result of key values and initiatives:

- **New and improved products** characterized by strength, efficiency and speed of installation
- **Hands-on training and technical support** by staff with decades of installation experience
- **Real-world input from contractors** and installers to yield real-world advantages



CertainTeed benefits go beyond product to include service and support, plus the tools installers need to get the job done right the first time.



### PRODUCT COMPARISON TOOL

Compare other manufacturers' ceiling products side-by-side with CertainTeed ceilings.

[CertainTeed.com/CompareCeilingProducts](https://www.certainteed.com/CompareCeilingProducts)



### TECHNICAL SUPPORT

Get answers and support for any installation challenge.

**800-233-8990**



### INSTALLATION VIDEOS

Learn time-saving tips from our product experts.

[CertainTeed.com/suspension-systems](https://www.certainteed.com/suspension-systems)



### DISTRIBUTOR LOCATOR TOOL

Find an authorized distributor near you.

[CertainTeed.com/where-to-buy](https://www.certainteed.com/where-to-buy)



# Re-engineered for speed and ease

## EZ Stab acoustical suspension systems



### Save more time and money with these new features

With input from contractors and field installers, we've redesigned our family of acoustical suspension systems to create complete grid solutions.

» **LATITUDE HOLES™ - MORE FREQUENT AND HIGHER HANGER HOLE POSITIONS**  
Patented Latitude holes spaced every 3" and added high on the tee to allow for greater installation flexibility and speed.

» **TWO ROWS OF CONTINUOUS STITCHING**  
Stitching creates maximum strength and torsional rigidity and allows for firm cross tees when installing tees from distances.


» **WIDER SLOTS**  
Larger openings allow easier location of slots when installing from distances.

» **NEW CENTERING TABS**  
All 9/16" products now have centering tabs to keep trim edge panels positioned within the opening so there are no gaps around the edges.

» **REDESIGNED EZ CLIP**  
Redesigned clip allows for low insertion force and easy removability after installation without destroying clip or slot.

### The redesigned EZ Stab family

All CertainTeed acoustical suspension systems feature high recycled content, a double web design for lasting durability and strength, G30 hot-dipped galvanized steel web construction for corrosion resistance, ICC certification (ESR-3336) and City of Los Angeles Building Code compliant via ESR-3336 LABC Supplement.




#### 9/16" EZ STAB ELITE NARROW SYSTEM

The slim face width complements modern design and offers flexibility and added strength.



#### 15/16" EZ STAB CLASSIC SYSTEM

The EZ Stab Classic System features the 15/16" face width that is widely used in interior designs today. Strong staked-on end tabs are incorporated into the cross tee design to provide quick and easy installation with optimal tightness among installed components.



#### 15/16" EZ STAB CLASSIC ALUMINUM CAPPED SYSTEM

The EZ Stab Classic Aluminum Capped System is for areas where moisture is a concern, such as commercial kitchens, laboratories and sanitary spaces.




#### 15/16" EZ STAB CLASSIC ENVIRONMENTAL SYSTEM

The EZ Stab Classic Environmental System is ideal for areas where high humidity or extreme environments exist, such as parking garages and commercial kitchens.



#### 15/16" EZ STAB CLEANROOM SYSTEM

Designed for controlled environment rooms and provides a clean, particulate free, sealed ceiling system.



#### 9/16" EZ STAB BOLT SLOT SYSTEM - 1/8" REVEAL

The EZ Stab Bolt Slot System provides increased strength and stability for easier ceiling grid installation.



# Innovation in action

## Drywall Suspension Systems

Our innovation isn't limited to acoustical systems. Install drywall ceilings with the same speed and ease using our heavy duty 1-1/2" system for full room installations and the revolutionary QuickSpan Locking Drywall Grid System for corridors.

### QuickSpan Locking Drywall Grid System — the fastest way to install drywall grid in corridors

The QuickSpan™ Locking Drywall Grid System, featuring the QuickSpan Support Clip, offers quicker, easier installation and the longest unsupported spans for drywall ceilings in hallway and corridor applications. In hands-on trials, installers agree – the click-in design of QuickSpan delivers faster installation.

### 1-1/2" Drywall System — the time-saving alternative to traditional drywall framing

Our 1-1/2" Drywall Grid is a heavy duty, double web, T-bar profile suspension system used in place of traditional framing or furring. A knurled and uncapped face allows for easy screw installation and prevents spin-off, and 1.6" profile height offers increased load capacity. Install with speed and ease—and lower labor costs.

#### QUICKSPAN TEES

Eliminates the need for hanger wires for unsupported spans up to 9' with 5/8" drywall and 16" O.C. spacing

#### QUICKSPAN LOCKING CHANNEL

Pre-engineered locking tabs allow tees to quickly twist and lock into place for fast, secure installation. No screws, pop rivets or crimpers required.

#### QUICKSPAN SUPPORT CLIP

An accessory designed for load-bearing support, providing longer and stronger spans with fewer wires and wider spanning tee spacing. Simply slide, snap and fasten it in place to support spans up to 16'

### QuickSpan Support Clip

#### » PRE-ENGINEERED LOCKING TABS

Simply clicks and slides into place

#### » PRE-STAMPED FASTENER HOLES

Allows easy location of screws

#### » STIFFENING RIBS

Offers added strength and rigidity

#### » EMBOSSED GROOVES

Allows easy snapping placement of tees

#### » HEMMED EDGE

Protects hands from sharp metal edges

#### » 20 GAUGE, GALVANIZED STEEL

Increases strength

