

15/16" Classic Aluminum Capped Stab System

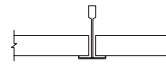


The Aluminum Capped Stab System is for areas where moisture is a concern, such as commercial kitchens, laboratories and computer rooms.

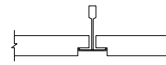
Classic Aluminum Capped Stab System

- Double web design for lasting durability and strength.
- Bayonet style couplings featured on main runners for easy installation.
- Cross tees are stepped-end, and are offered in 2' and 4' lengths.
- Cross tees feature staked-on end tabs for optimal tightness for ease of installation.
- Grid features G30 hot-dipped galvanized steel web construction for corrosion resistance.
- Satisfies USDA/FSIS guidelines for sanitary applications.
- 25% recycled content (20% post-consumer, 5% pre-consumer).
- Available in standard white and black, and color options shown on page 23.

Selected Popular Edge Details

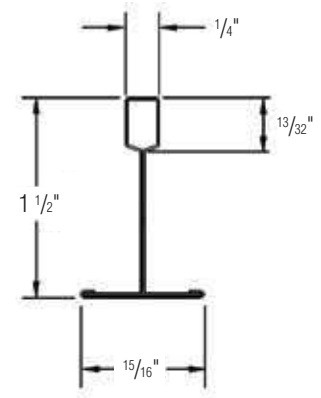


TRIM EDGE
(Square) 15/16" Grid



REVEAL EDGE
15/16" Grid

Main Runners



Classic Aluminum Capped Stab System

MAIN RUNNER ITEM #	LENGTH	HEIGHT	FACE	METAL THICKNESS	Allowable Load (lbs./lin.ft (kg/m) Hanger Spacing)
					ASTM C635 4' (1220mm)
ACS12-12-15	12' (3660mm)	1-1/2" (38mm)	15/16" (24mm)	0.015" (0.38mm)	Intermediate Duty 12.00 (17.90)

Slotted 6" o.c.

CROSS TEE ITEM #	LENGTH	HEIGHT	FACE	METAL THICKNESS
ACS2-12-12	2' (610mm)	1-1/2" (38mm)	15/16" (24mm)	0.012" (0.30mm)
ACS4-12-12*	4' (1220mm)	1-1/2" (38mm)	15/16" (24mm)	0.012" (0.30mm)

**Slotted 12" o.c.*

WALL ANGLE ITEM #	LENGTH	HEIGHT	FACE	METAL THICKNESS
WA15-15SAL (All Aluminum)	12' (3660mm)	15/16" (24mm)	15/16" (24mm)	0.020" (0.51mm)
WA15-15	12' (3660mm)	15/16" (24mm)	15/16" (24mm)	0.020" (0.51mm)



15/16" Classic Aluminum Capped Stab System