

CERTAINTEED CEILINGS SEISMIC SUSPENSION SYSTEMS

Submittal Sheet

DESIGN AND SPECIFICATIONS

Use of the Product

For use in areas where seismic compliance is required.

ICC Evaluation Service Inc.,
Report Compliance (ICC-ESR 3336)
Suspension systems manufactured by CertainTeed Ceilings have been reviewed and are approved by listing in ICC-ES Evaluation Report ESR-3336. Evaluation Reports are subject to re-examination, revision and possible cancellation. Please refer to www.certainteed.com/ceilings for current reports.

L.A. Research Report Compliance

CertainTeed Ceilings suspension systems have been reviewed and are approved by listing in the City of Los Angeles Building Code ESR-3336 LABC Supplement.

Installation Instructions

The performance of a CertainTeed Ceilings Seismic Suspension System is based on a specific combination of components and method of installation. Other manufacturers' components and installation methods were not tested and are not covered in this evaluation. Substitution with non-CertainTeed components puts the system at risk and is not allowed by the ESR report.

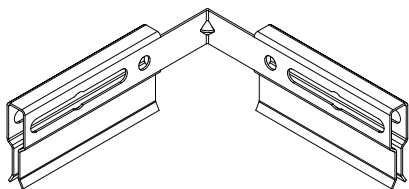
Seismic Design Categories

Design Category C

- Can be tight to two walls with use of the CertainTeed Seismic Perimeter Clip (CTSPC-2)
- CTSPC-2 enables easier installation – easy to square the system

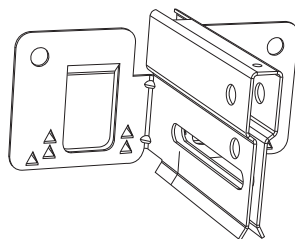
Design Categories D, E, and F

- CTSPC-2 eliminates the need for 2" wall angle. Allows for use of 7/8" wall angle
- Can be tight on two adjoining attached walls – can use the CTSPC-2 clip or pop rivets
- Can use the CTSPC-2 clip with 3/4" clearance on unattached walls



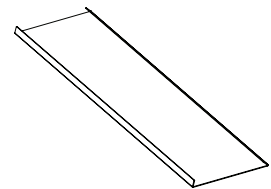
**Seismic Transition
Joint Clip (CTSTJ)**

- Easily integrates with multiple CertainTeed suspension system profiles

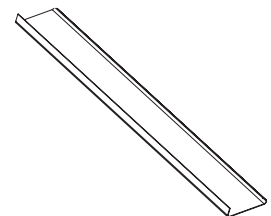


**Seismic Perimeter
Clip (CTSPC-2)**

- Easily integrates with multiple CertainTeed suspension system profiles per ESR 3336
- Simplifies installation of single clip in certain seismic applications
- Two-sided design allows for use near any corner per ESR 3336



**15/16" Sleeve
(Sleeve1516)**



**9/16" Sleeve
(Sleeve916)**

- Sleeves aesthetically mask presence of separation joint

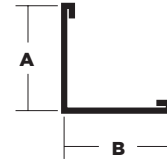
FOR SUBMITTAL: Select components in sections 1-4

1. Select Suspension System (Acceptable Components per ESR 3336)

Description	Design Category C	Design Categories D, E, F
<input type="checkbox"/> 15/16" EZ Stab Classic System	<input type="checkbox"/> Intermediate Duty	<input type="checkbox"/> Heavy Duty
<input type="checkbox"/> 15/16" EZ Stab Classic Aluminum Capped System	<input type="checkbox"/> Intermediate Duty	<input type="checkbox"/> Heavy Duty
<input type="checkbox"/> 15/16" EZ Stab Classic Environmental System	<input type="checkbox"/> Intermediate Duty	<input type="checkbox"/> Heavy Duty
<input type="checkbox"/> 15/16" EZ Stab Cleanroom System	<input type="checkbox"/> Intermediate Duty	<input type="checkbox"/> Heavy Duty
<input type="checkbox"/> 9/16" EZ Stab Elite Narrow System	<input type="checkbox"/> Intermediate Duty	<input type="checkbox"/> Heavy Duty
<input type="checkbox"/> 9/16" EZ Stab Bolt Slot System - 1/8" Reveal	<input type="checkbox"/> Intermediate Duty	<input type="checkbox"/> Heavy Duty

2. Select Wall Angle

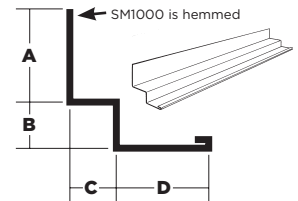
Item Number	Description	Length	Flange A	Flange B
WA14-14	<input type="checkbox"/> 7/8" Wall Angle	12'	7/8"	7/8"
WA14-14SAL	<input type="checkbox"/> 7/8" Aluminum Wall Angle	12'	7/8"	7/8"
WA32-14	<input type="checkbox"/> 2" Wall Angle	12'	7/8"	7/8"
WA32-14-12	<input type="checkbox"/> 2" Wall Angle	12'	7/8"	7/8"
WA32-32	<input type="checkbox"/> 2" Wall Angle	12'	2"	2"
WA32-32-12	<input type="checkbox"/> 2" Wall Angle	12'	2"	2"



Shadow Molding (Not compatible with EZ Stab Bolt Slot)

Item #	Dimensions L' x A" x B" x C" x D" (mm)	Thickness	Recycled Content	PCS Per Carton
<input type="checkbox"/> SM1000	10 x 15/16 x 3/8 x 3/8 x 9/16 (3050 x 24 x 10 x 10 x 15)	0.020" (0.51mm)	88%	40
<input type="checkbox"/> SM1020	10 x 3/4 x 3/8 x 3/8 x 3/4 (3050 x 19 x 10 x 10 x 19)	0.020" (0.51mm)	88%	40

Shadow Molding



Shadow Molding* (Compatible with 9/16" EZ Stab Bolt Slot)

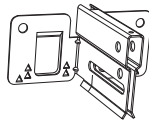
Item #	Dimensions L' x A" x B" x C" x D" (mm)	Thickness	Recycled Content	PCS Per Carton
<input type="checkbox"/> SM1040	10 x 15/16 x 1/4 x 1/4 x 15/16 (3050 x 24 x 6 x 6 x 24)	0.019" (0.48mm)	53%	40
<input type="checkbox"/> SM1050	10 x 15/16 x 3/8 x 3/8 x 15/16 (3050 x 24 x 10 x 10 x 24)	0.019" (0.48mm)	53%	40

*All main runners must be classified as Heavy Duty

3. Select Perimeter Accessories (Acceptable Components per ESR 3336)

For All Design Categories – Secures grid members to wall angle with no visible pop rivets

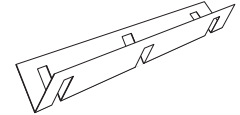
CTSPC-2 – Seismic Perimeter Clip
100 per carton



STBAR2 – 2' Stabilizer Bar
40 per carton



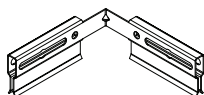
STBAR4 – 4' Stabilizer Bar
40 per carton



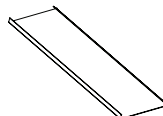
4. Select Seismic Separation Accessories (Acceptable Components per Code Requirements)

For expansion joints required in ceilings areas exceeding 2,500 ft² (Categories D, E, and F only)

CTSTJ – Seismic Transition Joint Clip
100 per carton



Sleeve1516 – 15/16" Sleeve
100 per carton



Sleeve916 – 9/16" Sleeve
100 per carton

