

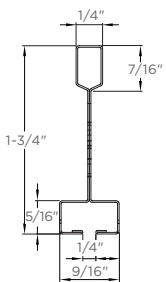
9/16" EZ Stab Bolt Slot System - 1/8" Reveal

The EZ Stab Bolt Slot System provides increased strength and stability for easier ceiling grid installation.

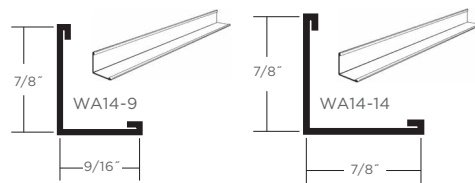
Features & Benefits

- Narrow 9/16" face features a 1/8" center regress and is compatible with many narrow reveal edge panels
- EZ Stab clip technology allows for a fast and strong connection on cross tees with enhanced removability
- Double-stitched web design for lasting durability and strength
- Mitered design on cross tee and main runner intersections produces a clean, continuous slot with multiple lengths and miter spacing to accommodate many module sizes
- Grid features G30 hot-dipped galvanized steel construction that is fully painted for corrosion resistance
- Intermediate- and heavy-duty certified profiles available to satisfy all seismic applications
- ICC certified (ESR-3336) and City of Los Angeles Building Code compliant via ESR-3336 LABC Supplement
- Available in Standard White. Additional color options are offered through our Post-Paint process.

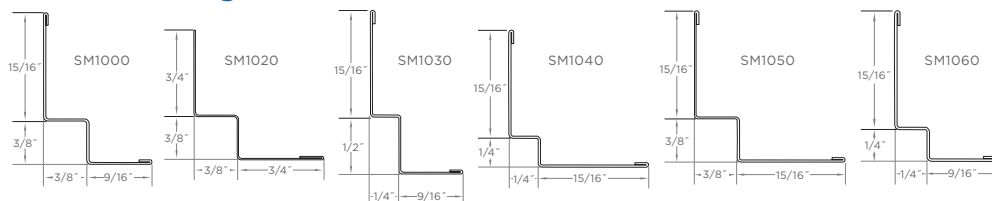
Main Runner



Wall Angle



Shadow Molding



LEED® v4

RECYCLED CONTENT	up to 86%
------------------	-----------

- ✓ MR: PBT Source Reduction (Healthcare)
- ✓ MR: Material Ingredients (HPDs)
- ✓ EQ: Low-Emitting Material
- ✓ MR: Sourcing Raw Materials
- ✓ MR: Environmental Product Declarations (EPDs)
- ✓ MR: Construction and Demolition Waste Management Planning

LEED® is a registered trademark of the U.S. Green Building Council.

CERTIFICATIONS & PRODUCT DECLARATIONS



EPD AVAILABLE

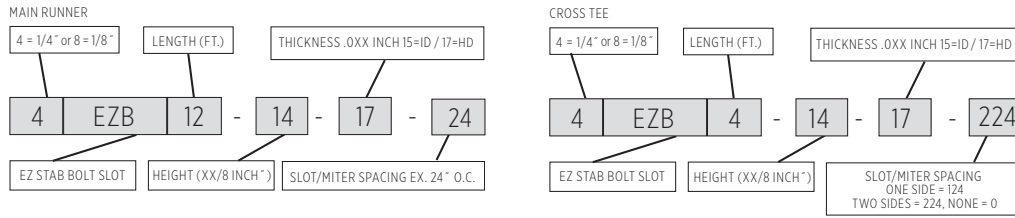


HPD AVAILABLE

DeclareSM
Living Building Challenge Red List Free[®]

9/16" EZ Stab Bolt Slot System - 1/8" Reveal

Catalog Number Breakdowns



	GRID FACE (IN.)	DIMENSIONS (IN.)	SLOT SPACING (IN.)	PIECES/CARTON	FT./CARTON	SEISMIC DESIGN CATEGORY	STRUCTURAL CLASSIFICATION (ASTM C635)	RECYCLED CONTENT PRE*	RECYCLED CONTENT POST*	RECYCLED CONTENT TOTAL*	ALLOWABLE UNIFORM LOAD (PLF)	ALLOWABLE CONCENTRATED LOAD AT MIDSPAN (LBF)**
Main Runners												
8EZB12-14-17-24	9/16	144 x 1-3/4 x 9/16	24 O.C.	20	240	A-F	HD	19%	69%	88%	16.1	40.2
8EZB12-14-17-48	9/16	144 x 1-3/4 x 9/16	48 O.C.	20	240	A-F	HD	19%	69%	88%	16.1	40.2
8EZB12-14-15-24	9/16	144 x 1-3/4 x 9/16	24 O.C.	20	240	A-C	ID	19%	68%	87%	13.0	32.5
8EZB12-14-15-48	9/16	144 x 1-3/4 x 9/16	48 O.C.	20	240	A-C	ID	19%	68%	87%	13.0	32.5
8EZB10-14-17-20	9/16	120 x 1-3/4 x 9/16	20 O.C.	20	200	A-F	HD	19%	69%	88%	16.1	40.2
8EZB10-14-17-30	9/16	120 x 1-3/4 x 9/16	30 O.C.	20	200	A-F	HD	19%	69%	88%	16.1	40.2
8EZB10-14-15-20	9/16	120 x 1-3/4 x 9/16	20 O.C.	20	200	A-C	ID	19%	68%	87%	13.0	32.5
8EZB10-14-15-30	9/16	120 x 1-3/4 x 9/16	30 O.C.	20	200	A-C	ID	19%	68%	87%	13.0	32.5
Cross Tee												
8EZB0.33-14-15-0	9/16	4 x 1-3/4 x 9/16	—	50	16	—	—	19%	69%	88%	—	—
8EZB0.5-14-15-0	9/16	6 x 1-3/4 x 9/16	—	50	25	—	—	19%	69%	88%	—	—
8EZB1.7-14-15-0	9/16	20 x 1-3/4 x 9/16	—	50	83	—	—	—	—	—	115.8	96.5
8EZB2-14-17-0	9/16	24 x 1-3/4 x 9/16	—	50	100	—	HD	19%	69%	88%	96.8	96.8
8EZB2-14-15-0	9/16	24 x 1-3/4 x 9/16	—	50	100	—	—	—	—	—	74.7	74.7
8EZB2.5-14-15-0	9/16	30 x 1-3/4 x 9/16	—	50	125	—	—	—	—	—	48.9	61.1
8EZB4-14-15-0	9/16	48 x 1-3/4 x 9/16	—	50	200	—	—	—	—	—	13.0	32.5
8EZB4-14-15-224	9/16	48 x 1-3/4 x 9/16	24 O.C. (both sides)	50	200	—	—	—	—	—	13.0	32.5
8EZB4-14-15-124	9/16	48 x 1-3/4 x 9/16	24 O.C. (one side only)	50	200	—	—	—	—	—	13.0	32.5
8EZB4-14-17-0	9/16	48 x 1-3/4 x 9/16	—	50	200	—	HD	19%	69%	88%	16.1	40.2
8EZB4-14-17-224	9/16	48 x 1-3/4 x 9/16	24 O.C. (both sides)	50	200	—	HD	19%	69%	88%	16.1	40.2
8EZB4-14-17-124	9/16	48 x 1-3/4 x 9/16	24 O.C. (one side only)	50	200	—	HD	19%	69%	88%	16.1	40.2
8EZB5-14-15-0	9/16	60 x 1-3/4 x 9/16	—	20	100	—	—	—	—	—	7.6	23.8
8EZB5-14-15-230	9/16	60 x 1-3/4 x 9/16	30 O.C. (both sides)	20	100	—	—	—	—	—	7.6	23.8
8EZB5-14-15-220	9/16	60 x 1-3/4 x 9/16	20, 40 O.C. (both sides)	20	100	—	—	—	—	—	7.6	23.8
8EZB5-14-15-120	9/16	60 x 1-3/4 x 9/16	20, 40 O.C. (one side only)	20	100	—	—	—	—	—	7.6	23.8
8EZB6-14-15-0	9/16	72x1-3/4x9/16	—	20	120	—	—	19%	69%	88%	4.8	18
8EZB8-14-15-0	9/16	96x1-3/4x9/16	—	20	160	—	—	19%	69%	88%	2.1	7.9
Wall Angle												
WA14-9	9/16	144 x 7/8 x 9/16	—	40	480	—	—	19%	69%	88%	—	—
WA14-14	7/8	144 x 7/8 x 7/8	—	40	480	—	—	19%	69%	88%	—	—
WA32-32	2	120 x 2 x 2	—	20	200	—	—	19%	69%	88%	—	—
WA32-32-12	2	144 x 2 x 2	—	20	240	—	—	19%	69%	88%	—	—
WA32-15	2	120 x 15/16 x 2	—	20	200	—	—	19%	69%	88%	—	—
WA32-15-12	2	144 x 15/16 x 2	—	20	240	—	—	19%	69%	88%	—	—
Flexible Wall Angle*												
FWA14-9	9/16	96 x 1-1/8 x 9/16	—	63	504	—	—	19%	69%	88%	—	—
FWA14-14	7/8	96 x 1-1/8 x 7/8	—	63	504	—	—	19%	69%	88%	—	—

*Flexible Wall Angle is made of Rigid PVC

Shadow Molding												
SM1000	—	120 x 15/16 x 3/8 x 3/8 x 9/16	—	40	400	—	—	19%	69%	88%	—	—
SM1020†	—	120 x 3/4 x 3/8 x 3/8 x 3/4	—	40	400	—	—	19%	69%	88%	—	—
SM1030	—	120 x 15/16 x 1/2 x 1/4 x 9/16	—	40	400	—	—	9%	44%	53%	—	—
SM1040	—	120 x 15/16 x 1/4 x 1/4 x 15/16	—	40	400	—	—	9%	44%	53%	—	—
SM1050	—	120 x 15/16 x 3/8 x 3/8 x 15/16	—	40	400	—	—	9%	44%	53%	—	—
SM1060	—	120 x 15/16 x 1/4 x 1/4 x 9/16	—	40	400	—	—	9%	44%	53%	—	—

†SM1020 is not hemmed along 3/4" side

*Maximum recycled content percentage. Recycled content varies by manufacturing location.

**Allowable concentrated loads at midspan are determined in accordance with AC308 Section 3.2.

For each framing member, the allowable concentrated load must not be combined with the allowable uniform load.

Use Standard 9/16" Wall Angle and Shadow Molding

Flex Wall Angle will fit a 5-1/2" radius or larger

9/16" EZ Stab Bolt Slot System - 1/8" Reveal

Maximum Fixture Weight

ITEM NUMBER	CONFIGURATION		FIXTURE		HANGER SPACING		MAXIMUM WEIGHT	
	A	B	A	B	A	B	A	B
Main Runner to Main Runner - Drawing Key: Main Runner () Cross tee (---) Hanger wire (+)								
8EZB4-14-15			24" x 48"	24" x 48"	48"	48"	56.00 lbs.	54.00 lbs.
8EZB4-14-17			24" x 48"	24" x 48"	48"	48"	56.00 lbs.	56.00 lbs.
8EZB4-14-15			24" x 48"	24" x 48"	48"	48"	56.00 lbs.	54.00 lbs.
8EZB4-14-17			24" x 48"	24" x 48"	48"	48"	56.00 lbs.	56.00 lbs.
8EZB4-14-15			24" x 24"	24" x 24"	48"	48"	34.50 lbs.	47.50 lbs.
8EZB4-14-17			24" x 24"	24" x 24"	48"	48"	46.00 lbs.	56.00 lbs.

Cross tees tested as follows: 8EZB4-14-15-0, -224, -124 tested at 13.0 lbs/LF to 1/360 of 4' span; 8EZB4-14-17-0, -224, -124 tested at 16.1 lbs/LF to 1/360 of 4' span.

Accessories

	ITEM NUMBER	PRODUCT NAME	DIMENSIONS L" X W" X H" (MM)	COLOR	PIECES/ CARTON	LBS./ CARTON
SEISMIC	CTSPC-2	Seismic Perimeter Clip	3-1/16 x 2-1/4 x 1-1/16 (78 x 58 x 27)	Metal	100	9
	CTSTJ	Seismic Transition Joint Clip	3-1/2 x 3-1/2 x 1-3/16 (89 x 89 x 31)	Metal	100	10
	SLEEVE 1/8	1/8" Bolt Slot Seismic Sleeve	3 x 9/16 x 5/16 (76.2 x 14.3 x 7.9)	White	100	1
STANDARD	BSNC18	1/8" Bolt Slot Notch Cover - White notch cover for 1/8" EZ Stab Bolt Slot Systems	1-1/2 x 1/4 x 11/32 (38 x 6 x 9)	White	100	1
	HW12	Hanger Wire 12' (3660 mm) 12 Gage (2.05 mm)	144 x 12 gage x 12 gage (3658 x 12 gage x 12 gage)	Metal	141	50
	SFYK	SmartFit Yoke	8.55 x 1.25 x 9.56 (217 x 32 x 243)	Metal	20	9
	IC-9	9/16" Inside Corner	3 x 3 x 1/16 (76 x 76 x 1.52)	White	100	10
	OC-9	9/16" Outside Corner	3 x 3 x 1/16 (76 x 76 x 1.52)	White	100	10

9/16" EZ Stab Bolt Slot System - 1/4" Reveal

Physical Data

CROSS TEE/MAIN RUNNER MATERIAL

Fully painted and hot dipped galvanized steel (G30)

FACE DIMENSION

9/16"

CROSS TEE/MAIN RUNNER INTERFACE

Mitered

DUTY CLASSIFICATION

Heavy duty and Intermediate duty per ASTM C635

CROSS TEE/MAIN RUNNER

SURFACE FINISH
Fully Painted

PROFILE HEIGHT

1-3/4"

VOC EMISSIONS

Independently certified compliant with California Department of Public Health CDPH/EHLB/Standard Method Version 1.2, 2017.

END DETAIL

Main Runner: Integral Stab
Cross Tee: Staked-on Stab Clip

SEISMIC CATEGORY

A, B, C, D, E, F

WARRANTY

10-year Limited Suspension Systems warranty increases to 30 years when installed with CertainTeed ceiling panels. Full warranty information can be found at [certainteed.com/warranty](https://www.certainteed.com/warranty)

Seismic Performance

MAIN RUNNERS:

All main runners

MINIMUM LBS. TO PULLOUT

COMPRESSION/TENSION:
180 lbs.

CROSS TEES:

All cross tees

ICC Evaluation Service, Inc., Report Compliance

Suspension systems manufactured by CertainTeed ceilings have been reviewed and are approved by listing in ICC-ES Evaluation Report ESR-3336. CertainTeed suspension systems have been reviewed and are approved by listing in the City of Los Angeles Building Code ESR-3336 LABC Supplement. Evaluation Reports are subject to reexamination, revision and possible cancellation. Refer to [certainteed.com](https://www.certainteed.com) for current reports.



CertainTeed

CEILINGS • GYPSUM • INSULATION • ROOFING • SIDING • TRIM
20 Moores Road, Malvern, PA 19355 800-233-8990 [certainteed.com](https://www.certainteed.com)